

# Newcomers 2021-22

Wednesday 9:30 am

## Big Apple Fun Center

Lanes 25 - 30

President: Linda Fees

Secretary/Treasurer: Jodi Daily

### Team Standings

Place	#	Team Name	Points Won	Points Lost	%Won	Pins + HDCP	Scratch Pins	Avg p/gm	Year-To-Date WON	Y-T-D LOST	Y-T-D % WON
1	1	Pin Drops	26	10	72.2	42173	28871	384	67	33	67.0
2	6	Tub's Pub	25	11	69.4	42030	29781	397	54	46	54.0
3	3	Hits & Mrs	20	16	55.6	42592	30046	400	59	41	59.0
4	2	Day Dreamers	19	17	52.8	42005	28664	382	53½	46½	53.5
5	4	Bowlin' Babes	14	22	38.9	41624	29765	396	54½	45½	54.5
6	5	Bye	4	32		0	0		12	88	12.0

### Review of Last Week's Bowling.....

Lanes	Team Name	HDCP -1-	HDCP -2-	HDCP -3-	HDCP Total	Last Wk WON	Team Name	HDCP -1-	HDCP -2-	HDCP -3-	HDCP Total	Last Wk WON
25-26	Bowlin' Babes	591	569	604	1764	1	<---> Day Dreamers	609	573	597	1779	3
27-28	Pin Drops	615	559	572	1746	4	<---> Bye	0	0	0	0	0
29-30	Tub's Pub	591	555	587	1733	4	<---> Hits & Mrs	491	534	536	1561	0

### Lane Assignments

	25-26	27-28	29-30
Wk26 03/02	1- 6	3- 2	4- 5
Wk27 03/09	3- 4	5- 6	1- 2
Wk28 03/16	6- 2	1- 4	5- 3

### Last Week's Top Scores

Team Scratch Game	Team Scratch Series	Team Handicap Game	Team Handicap Series
456 Pin Drops	1302 Bowlin' Babes	615 Pin Drops	1779 Day Dreamers
450 Bowlin' Babes	1299 Day Dreamers	609 Day Dreamers	1764 Bowlin' Babes
449 Day Dreamers	1269 Pin Drops	604 Bowlin' Babes	1746 Pin Drops
430 Tub's Pub	1250 Tub's Pub	591 Tub's Pub	1733 Tub's Pub
374 Hits & Mrs	1075 Hits & Mrs	536 Hits & Mrs	1561 Hits & Mrs
Scratch Game	Scratch Series	Handicap Game	Handicap Series
191 Pat Bowie	485 Jen Landanger	239 Beth Bryan	629 Jo Johnson
191 Jen Landanger	480 Pat Bowie	237 Jen Landanger	623 Jen Landanger
186 Beth Bryan	467 Jo Johnson	235 Pat Bowie	612 Pat Bowie
177 Jo Johnson	448 Beth Bryan	231 Jo Johnson	607 Beth Bryan
165 Linda Fees	432 Deb Gibbs	214 Linda Fees	606 Randi Stucker
159 Deb Gibbs	432 Randi Stucker	214 Deb Gibbs	597 Deb Gibbs
157 Nancy Bamrick	425 Jodi Daily	208 Randi Stucker	581 Crystal Dailey

### Season High Scores

Team Scratch Game	Team Scratch Series	Team Handicap Game	Team Handicap Series
505 Tub's Pub	1386 Hits & Mrs	686 Tub's Pub	1867 Hits & Mrs
504 Hits & Mrs	1342 Bowlin' Babes	673 Hits & Mrs	1834 Bowlin' Babes
474 Bowlin' Babes	1299 Day Dreamers	641 Day Dreamers	1814 Tub's Pub
473 Day Dreamers	1290 Pin Drops	638 Bowlin' Babes	1786 Day Dreamers
456 Pin Drops	1281 Tub's Pub	622 Pin Drops	1779 Pin Drops
Scratch Game	Scratch Series	Handicap Game	Handicap Series
215 Steph Meier	540 Jodi Daily	281 Steph Meier	684 Jodi Daily
209 Jodi Daily	526 Nancy Bamrick	258 Lynda Ogle	678 Randi Stucker
202 Lynda Ogle	502 Pat Bowie	257 Jodi Daily	676 Steph Meier
198 Pat Bowie	502 Lynda Ogle	249 Nancy Bamrick	670 Nancy Bamrick
193 Nancy Bamrick	501 Jen Landanger	246 Jo Johnson	670 Lynda Ogle
191 Jen Landanger	498 Deb Gibbs	246 Donna Michel	666 Deb Gibbs
186 Beth Bryan	492 Steph Meier	243 Pat Bowie	651 Crystal Dailey
186 Crystal Dailey		243 Crystal Dailey	
186 Deb Gibbs			

**Team Rosters**

**1 - Pin Drops**

Name	Avg	HDCP	Pins	Gms	High Game	High Sers	HDCP Game	HDCP Sers	Most Improved Avg +/-	To Raise Avg +1	To Drop Avg -1	Weekly Over Avg Series Avg +/-
Sheryl S. Cochran	139	48	5870	42	170	481	219	627	139 +0.76	430	384	389 - 420=-31
Beth Bryan	134	52	7266	54	186	448	239	616	135 -0.44	429	371	448 - 399=49
Debra K. Kermmoade	128	57	4239	33	169	420	227	608	124 +4.45	405	368	
Megan R. Deaver	112	70	3047	27	160	422	232	638	107 +5.85	343	312	
Randi K. Stucker	128	57	6184	48	170	468	236	678	129 -0.17	395	343	432 - 381=51

**2 - Day Dreamers**

Name	Avg	HDCP	Pins	Gms	High Game	High Sers	HDCP Game	HDCP Sers	Most Improved Avg +/-	To Raise Avg +1	To Drop Avg -1	Weekly Over Avg Series Avg +/-
Jen Landanger	144	44	6052	42	191	501	237	648	137 +7.10	473	427	485 - 426=59
Micki Vest	126	59	7969	63	175	432	239	624	129 -2.51	413	346	382 - 378=4
Deb Gibbs	132	54	7930	60	186	498	242	666	131 +1.17	449	385	432 - 393=39
Cierra Schaepler	85	92	681	8	105	279	201	567		265	253	
Sue Bartels	107	74	2256	21	148	404	226	638	107 +0.43	336	311	

**3 - Hits & Mrs**

Name	Avg	HDCP	Pins	Gms	High Game	High Sers	HDCP Game	HDCP Sers	Most Improved Avg +/-	To Raise Avg +1	To Drop Avg -1	Weekly Over Avg Series Avg +/-
Nancy Bamrick	144	44	9533	66	193	526	249	670	142 +2.44	472	402	418 - 432=-14
Donna J. Michel	125	60	6014	48	182	444	246	630	118 +7.29	412	360	
Lynda M. Ogle	138	49	10376	75	202	502	258	670	130 +8.35	466	387	322 - 417=-95
Pam J. Maloley	125	60	376	3	138	376	198	556		380	373	
Pam Witter	112	70	1012	9	141	355	215	577		344	331	335 - 336=-1

**4 - Bowlin' Babes**

Name	Avg	HDCP	Pins	Gms	High Game	High Sers	HDCP Game	HDCP Sers	Most Improved Avg +/-	To Raise Avg +1	To Drop Avg -1	Weekly Over Avg Series Avg +/-
Bronte M. Nielsen	113	69	1253	11	152	405	210	579		343	328	
Crystal S. Dailey	129	56	9307	72	186	477	243	651	128 +1.26	443	367	410 - 384=26
Jodi Daily	146	43	10965	75	209	540	257	684	155 -8.80	501	422	425 - 438=-13
Jo Johnson	134	52	4444	33	184	467	246	629	131 +3.67	416	379	467 - 396=71
Diane L. Canfield	130	56	1564	12	155	458	224	638		401	385	

**5 - Bye**

**6 - Tub's Pub**

Name	Avg	HDCP	Pins	Gms	High Game	High Sers	HDCP Game	HDCP Sers	Most Improved Avg +/-	To Raise Avg +1	To Drop Avg -1	Weekly Over Avg Series Avg +/-
Linda K. Fees	138	49	8578	62	185	474	237	633	135 +3.35	457	391	401 - 414=-13
Lynn R. Eacker	114	68	8272	72	175	416	241	608	119 -4.11	353	277	369 - 342=27
Pat L. Bowie	145	44	8318	57	198	502	243	637	147 -1.07	442	381	480 - 435=45
Steph Meier	146	43	1321	9	215	492	281	676		443	430	

**Individual High Averages**

146.20 Jodi Daily	145.93 Pat Bowie	144.44 Nancy Bamrick
144.10 Jen Landanger	139.76 Sheryl Cochran	138.35 Linda Fees

**Most Improved Average**

130 to 138.35 = +8.35 Lynda Ogle	118 to 125.29 = +7.29 Donna Michel	137 to 144.10 = +7.10 Jen Landanger
107 to 112.85 = +5.85 Megan Deaver	124 to 128.45 = +4.45 Debra Kermmoad	131 to 134.67 = +3.67 Jo Johnson

**Most Un-Improved Averages**

155 to 146.20 = -8.80 Jodi Daily	119 to 114.89 = -4.11 Lynn Eacker	129 to 126.49 = -2.51 Micki Vest
147 to 145.93 = -1.07 Pat Bowie	135 to 134.56 = -0.44 Beth Bryan	129 to 128.83 = -0.17 Randi Stucker

# Newcomers 2021-22

## Big Apple Fun Center

### Reprint of Scores -- Week 25

#### Lane 25 4 - Bowlin' Babes Week 25 2/23/2022

Name	Old	Old	-1-	-2-	-3-	Total	HDCP
	Avg	HDCP					Total
Crystal S. Dailey	128	57	137	145	128	410	581
Jodi Daily	146	43	144	136	145	425	554
Jo Johnson	132	54	156	134	177	467	629
			====	====	====	====	====
Scratch Total			437	415	450	1302	1302
Handicap			154	154	154		462
Total			591	569	604	1302	1764
Team Points Won			0.0	0.0	1.0	1.0	1.0

#### Lane 26 2 - Day Dreamers Week 25 2/23/2022

Name	Old	Old	-1-	-2-	-3-	Total	HDCP
	Avg	HDCP					Total
Jen Landanger	142	46	191	126	168	485	623
Micki Vest	126	59	131	141	110	382	559
Deb Gibbs	131	55	127	146	159	432	597
			====	====	====	====	====
Scratch Total			449	413	437	1299	1299
Handicap			160	160	160		480
Total			609	573	597	1299	1779
Team Points Won			1.0	1.0	0.0	3.0	3.0

#### Lane 27 1 - Pin Drops Week 25 2/23/2022

Name	Old	Old	-1-	-2-	-3-	Total	HDCP
	Avg	HDCP					Total
Sheryl S. Cochran	140	48	135	136	118	389	533
Beth Bryan	133	53	186	114	148	448	607
Randi K. Stucker	127	58	135	150	147	432	606
			====	====	====	====	====
Scratch Total			456	400	413	1269	1269
Handicap			159	159	159		477
Total			615	559	572	1269	1746
Team Points Won			1.0	1.0	1.0	4.0	4.0

#### Lane 28 5 - Bye Week 25 2/23/2022

Name	Old	Old	-1-	-2-	-3-	Total	HDCP
	Avg	HDCP					Total
No one bowled							

#### Lane 29 6 - Tub's Pub Week 25 2/23/2022

Name	Old	Old	-1-	-2-	-3-	Total	HDCP
	Avg	HDCP					Total
Linda K. Fees	138	49	116	120	165	401	548
Lynn R. Eacker	114	68	123	127	119	369	573
Pat L. Bowie	145	44	191	147	142	480	612
			====	====	====	====	====
Scratch Total			430	394	426	1250	1250
Handicap			161	161	161		483
Total			591	555	587	1250	1733
Team Points Won			1.0	1.0	1.0	4.0	4.0

#### Lane 30 3 - Hits & Mrs Week 25 2/23/2022

Name	Old	Old	-1-	-2-	-3-	Total	HDCP
	Avg	HDCP					Total
Nancy Bamrick	144	44	130	131	157	418	550
Lynda M. Ogle	139	48	92	124	106	322	466
Pam Witter	112	70	107	117	111	335	545
			====	====	====	====	====
Scratch Total			329	372	374	1075	1075
Handicap			162	162	162		486
Total			491	534	536	1075	1561
Team Points Won			0.0	0.0	0.0	0.0	0.0

# Newcomers 2021-22

## Big Apple Fun Center

### Change in Average

Name	-----Old-----		Old					---Average Change---			Weekly Over Avg
	Pins	Games	Avg	-1-	-2-	-3-	Total	New - Old	---> +/-	Series Avg +/-	
Nancy Bamrick	9115	63	144	130	131	157	418	144.44	- 144.68	= -0.24	418 - 432=-14
Sue Bartels	2256	21	107				0	107.43	- 107.43	= 0.00	
Pat L. Bowie	7838	54	145	191	147	142	480	145.93	- 145.15	= 0.78	480 - 435=45
Beth Bryan	6818	51	133	186	114	148	448	134.56	- 133.69	= 0.87	448 - 399=49
Diane L. Canfield	1564	12	130				0	130.33	- 130.33	= 0.00	
Sheryl S. Cochran	5481	39	140	135	136	118	389	139.76	- 140.54	= -0.78	389 - 420=-31
Crystal S. Dailey	8897	69	128	137	145	128	410	129.26	- 128.94	= 0.32	410 - 384=26
Jodi Daily	10540	72	146	144	136	145	425	146.20	- 146.39	= -0.19	425 - 438=-13
Megan R. Deaver	3047	27	112				0	112.85	- 112.85	= 0.00	
Lynn R. Eacker	7903	69	114	123	127	119	369	114.89	- 114.54	= 0.35	369 - 342=27
Linda K. Fees	8177	59	138	116	120	165	401	138.35	- 138.59	= -0.24	401 - 414=-13
Deb Gibbs	7498	57	131	127	146	159	432	132.17	- 131.54	= 0.62	432 - 393=39
Jo Johnson	3977	30	132	156	134	177	467	134.67	- 132.57	= 2.10	467 - 396=71
Debra K. Kermmoade	4239	33	128				0	128.45	- 128.45	= 0.00	
Jen Landanger	5567	39	142	191	126	168	485	144.10	- 142.74	= 1.35	485 - 426=59
Pam J. Maloley	376	3	125				0	125.33	- 125.33	= 0.00	
Steph Meier	1321	9	146				0	146.78	- 146.78	= 0.00	
Donna J. Michel	6014	48	125				0	125.29	- 125.29	= 0.00	
Bronte M. Nielsen	1253	11	113				0	113.91	- 113.91	= 0.00	
Lynda M. Ogle	10054	72	139	92	124	106	322	138.35	- 139.64	= -1.29	322 - 417=-95
Cierra Schaepler	681	8	85				0	85.13	- 85.13	= 0.00	
Randi K. Stucker	5752	45	127	135	150	147	432	128.83	- 127.82	= 1.01	432 - 381=51
Micki Vest	7587	60	126	131	141	110	382	126.49	- 126.45	= 0.04	382 - 378=4
Pam Witter	677	6	112	107	117	111	335	112.44	- 112.83	= -0.39	335 - 336=-1

# Newcomers 2021-22

## Big Apple Fun Center

\* Bowlers listed must have a minimum of 1 games.

### High Average Listing

	<u>Name</u>	<u>True Average</u>	<u>Pins</u>	<u>Gms</u>	<u>To Raise Avg +1</u>	<u>To Drop Avg -1</u>
1	Steph Meier	146.78	1321	9	443	430
2	Jodi Daily	146.20	10965	75	501	422
3	Pat L. Bowie	145.93	8318	57	442	381
4	Nancy Bamrick	144.44	9533	66	472	402
5	Jen Landanger	144.10	6052	42	473	427
6	Sheryl S. Cochran	139.76	5870	42	430	384
7	Linda K. Fees	138.35	8578	62	457	391
8	Lynda M. Ogle	138.35	10376	75	466	387
9	Jo Johnson	134.67	4444	33	416	379
10	Beth Bryan	134.56	7266	54	429	371
11	Deb Gibbs	132.17	7930	60	449	385
12	Diane L. Canfield	130.33	1564	12	401	385
13	Crystal S. Dailey	129.26	9307	72	443	367
14	Randi K. Stucker	128.83	6184	48	395	343
15	Debra K. Kermmoade	128.45	4239	33	405	368
16	Micki Vest	126.49	7969	63	413	346
17	Pam J. Maloley	125.33	376	3	380	373
18	Donna J. Michel	125.29	6014	48	412	360
19	Lynn R. Eacker	114.89	8272	72	353	277
20	Bronte M. Nielsen	113.91	1253	11	343	328
21	Megan R. Deaver	112.85	3047	27	343	312
22	Pam Witter	112.44	1012	9	344	331
23	Sue Bartels	107.43	2256	21	336	311
24	Cierra Schaepler	85.13	681	8	265	253

# Newcomers 2021-22

## Big Apple Fun Center

\* Bowlers listed must have a minimum of 21 games.

Note: This report includes information through February 23 which is Week 25 of 33

### Most Improved Averages

<u>Name</u>	<u>True Average</u>	<u>Most Improved Avg</u>	<u>+/-</u>	<u>Name</u>	<u>True Average</u>	<u>Most Improved Avg</u>	<u>+/-</u>
Lynda M. Ogle	138.35	130	+8.35	Deb Gibbs	132.17	131	+1.17
Donna J. Michel	125.29	118	+7.29	Sheryl S. Cochran	139.76	139	+0.76
Jen Landanger	144.10	137	+7.10	Sue Bartels	107.43	107	+0.43
Megan R. Deaver	112.85	107	+5.85	Randi K. Stucker	128.83	129	-0.17
Debra K. Kermmoade	128.45	124	+4.45	Beth Bryan	134.56	135	-0.44
Jo Johnson	134.67	131	+3.67	Pat L. Bowie	145.93	147	-1.07
Linda K. Fees	138.35	135	+3.35	Micki Vest	126.49	129	-2.51
Nancy Bamrick	144.44	142	+2.44	Lynn R. Eacker	114.89	119	-4.11
Crystal S. Dailey	129.26	128	+1.26	Jodi Daily	146.20	155	-8.80

# Newcomers 2021-22

## Big Apple Fun Center

\* Bowlers listed must have a minimum of 1 games.

### Most Pins Over Average

Name	-----Old-----		Old					---Average Change---			Weekly Over Avg
	Pins	Games	Avg	-1-	-2-	-3-	Total	New - Old	---> +/-	Series Avg +/-	
Jo Johnson	3977	30	132	156	134	177	467	134.67	- 132.57	= 2.10	467 - 396=71
Jen Landanger	5567	39	142	191	126	168	485	144.10	- 142.74	= 1.35	485 - 426=59
Randi K. Stucker	5752	45	127	135	150	147	432	128.83	- 127.82	= 1.01	432 - 381=51
Beth Bryan	6818	51	133	186	114	148	448	134.56	- 133.69	= 0.87	448 - 399=49
Pat L. Bowie	7838	54	145	191	147	142	480	145.93	- 145.15	= 0.78	480 - 435=45
Deb Gibbs	7498	57	131	127	146	159	432	132.17	- 131.54	= 0.62	432 - 393=39
Lynn R. Eacker	7903	69	114	123	127	119	369	114.89	- 114.54	= 0.35	369 - 342=27
Crystal S. Dailey	8897	69	128	137	145	128	410	129.26	- 128.94	= 0.32	410 - 384=26
Micki Vest	7587	60	126	131	141	110	382	126.49	- 126.45	= 0.04	382 - 378=4
Pam Witter	677	6	112	107	117	111	335	112.44	- 112.83	= -0.39	335 - 336=-1
Linda K. Fees	8177	59	138	116	120	165	401	138.35	- 138.59	= -0.24	401 - 414=-13
Jodi Daily	10540	72	146	144	136	145	425	146.20	- 146.39	= -0.19	425 - 438=-13
Nancy Bamrick	9115	63	144	130	131	157	418	144.44	- 144.68	= -0.24	418 - 432=-14
Sheryl S. Cochran	5481	39	140	135	136	118	389	139.76	- 140.54	= -0.78	389 - 420=-31
Lynda M. Ogle	10054	72	139	92	124	106	322	138.35	- 139.64	= -1.29	322 - 417=-95

# Newcomers 2021-22

## Big Apple Fun Center

This report is for scores bowled February 23 which is Week 25 of 33

### This Week's Statistics: Lefties vs Righties

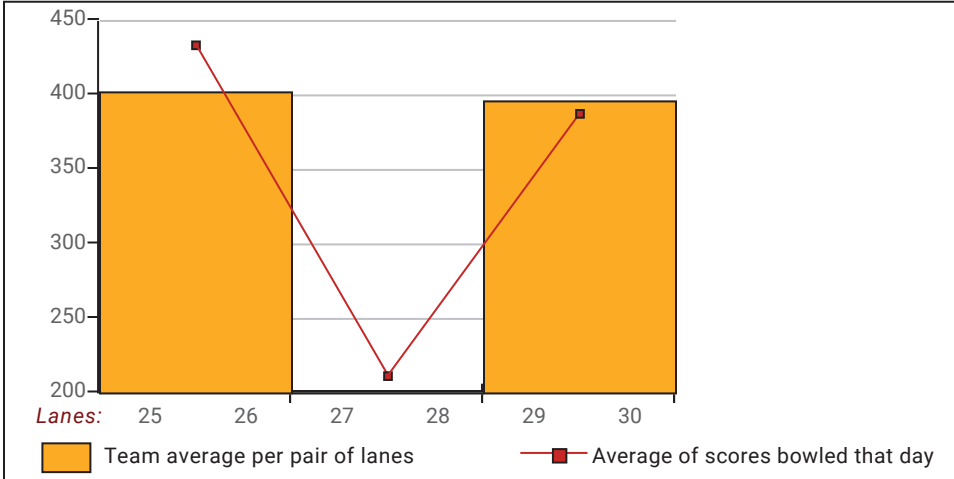
Unless designated left handed, bowlers are considered right handed.

	Over All	Right	Left
How many people bowled	15	14	1
Number of games bowled	45	42	3
Actual average of week's scores	137.67	137.38	141.67
How many games above average	24	24	0
How many games below average	20	17	3
Pins above/below average per game	4.53	5.17	-4.33
How many people raised average	9	9	--
by this amount	0.83	0.83	0.00
How many people went down	6	5	1
by this amount	-0.52	-0.59	-0.19
League average before bowling	133.74	132.84	146.39
League average after bowling	134.03	133.16	146.20
Change in league average	0.29	0.32	-0.19
800s	--	--	--
775s	--	--	--
750s	--	--	--
725s	--	--	--
700s	--	--	--
675s	--	--	--
650s	--	--	--
625s	--	--	--
600s	--	--	--
575s	--	--	--
550s	--	--	--
525s	--	--	--
500s	--	--	--
475s	2	2	--
450s	1	1	--
425s	4	3	1
400s	3	3	--
below 400	5	5	--
300s	--	--	--
275s	--	--	--
250s	--	--	--
225s	--	--	--
200s	--	--	--
175s	4	4	--
150s	6	6	--
125s	22	19	3
100s	12	12	--
below 100	1	1	--

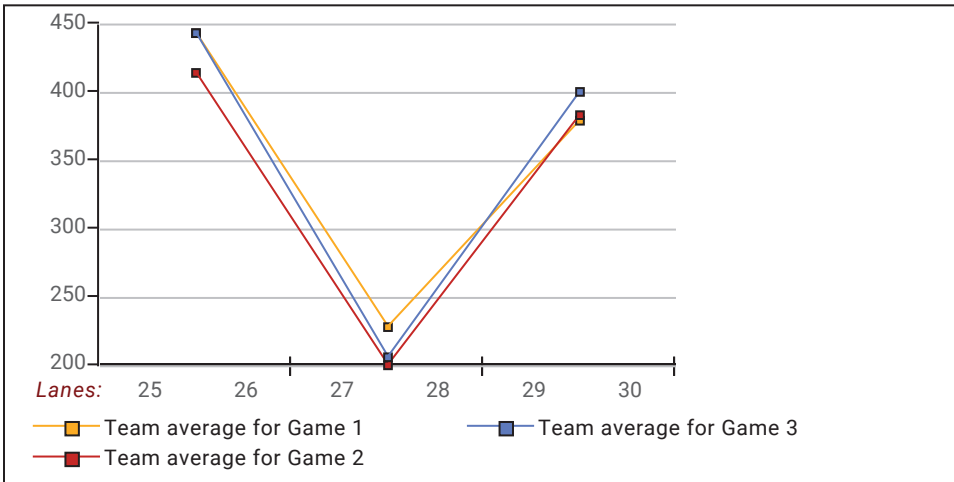


This report is for scores bowled February 23 which is Week 25 of 33

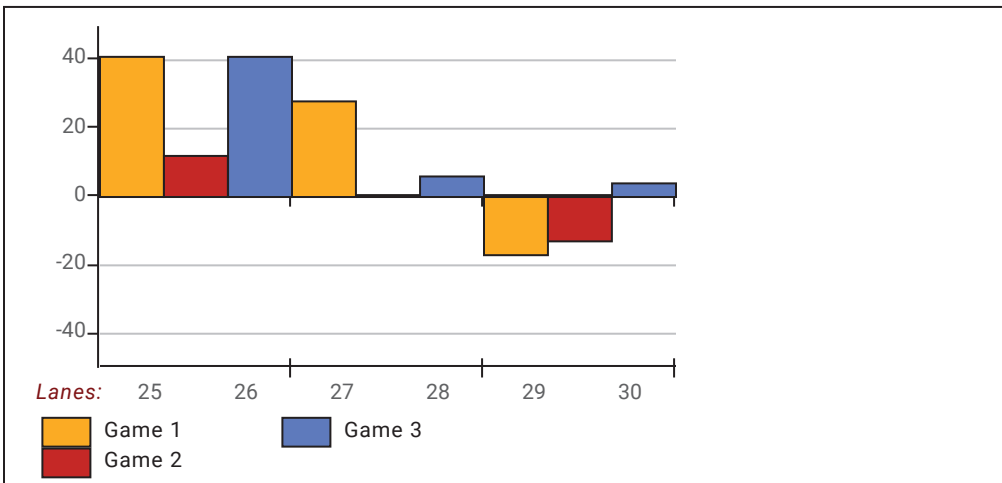
**Team Average vs Avg of Scores**



**Average of Scores for Each Game**

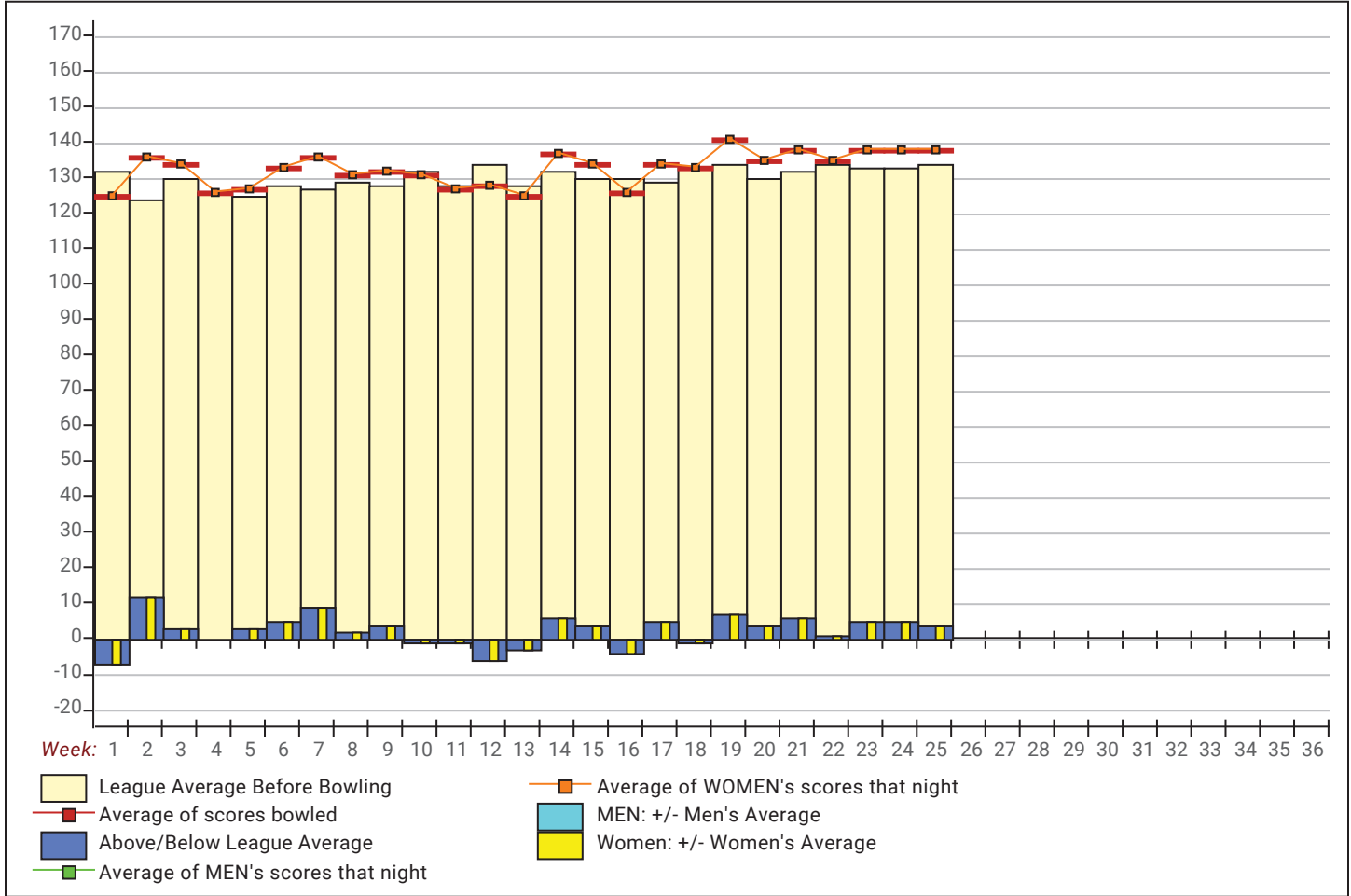


**Amount Over/Under Team Average**



This report is for scores bowled February 23 which is Week 25 of 33

**League Average Week-by-Week**



**League Average Statistics for Last Week**

	League	Right Hand	Left Hand
League Average Before Bowling	133.74	132.84	146.39
Average of scores bowled that night	137.67	137.38	141.67
New League Average After Bowling	134.03	133.16	146.20
Change in League Average	.29	.32	-.19
People Who Bowled Over Average	9	9	
People Who Bowled Under Average	6	5	1
Average Amount of Series Over Avg	41.22	41.22	
Average Amount of Series Under Avg	-27.83	-30.80	-13.00
Difference Avg, NiteAvg	4.53	5.17	-4.33
Number of Bowlers	15	14	1
Number of Games Bowled	45	42	3
People Who Raised Their Average	9	9	
Raised By an Average of This Amount	.83	.83	
People Who Lowered Their Average	6	5	1
Lowered By an Average of This Amou	-.52	-.59	-.19
Number of Games Bowled Over Avera	24	24	
Number of Games Bowled Under Avera	20	17	3

**Note: Averages are based only on people who bowled.**

**Newcomers 2021-22**

**Big Apple Fun Center**

**Team Standings**

Place	Team Name	Avg p/gm	Points Won	Points Lost	Year-To-Date WON	Y-T-D LOST
1	Pin Drops	384	26	10	67	33
2	Tub's Pub	397	25	11	54	46
3	Hits & Mrs	400	20	16	59	41
4	Day Dreamers	382	19	17	53½	46½
5	Bowlin' Babes	396	14	22	54½	45½
6	Bye		4	32	12	88

\*\*\* Although not shown, standings are determined by points only for the current split

**Last Week's Top Scores**

Scratch Game		Scratch Series		Handicap Game		Handicap Series	
191	Pat Bowie	485	Jen Landanger	239	Beth Bryan	629	Jo Johnson
191	Jen Landanger	480	Pat Bowie	237	Jen Landanger	623	Jen Landanger
186	Beth Bryan	467	Jo Johnson	235	Pat Bowie	612	Pat Bowie
177	Jo Johnson	448	Beth Bryan	231	Jo Johnson	607	Beth Bryan
165	Linda Fees	432	Deb Gibbs	214	Linda Fees	606	Randi Stucker
159	Deb Gibbs	432	Randi Stucker	214	Deb Gibbs	597	Deb Gibbs
157	Nancy Bamrick	425	Jodi Dailey	208	Randi Stucker	581	Crystal Dailey
150	Randi Stucker	418	Nancy Bamrick	202	Crystal Dailey	573	Lynn Eacker
145	Crystal Dailey	410	Crystal Dailey	201	Nancy Bamrick	559	Micki Vest
145	Jodi Dailey	401	Linda Fees	200	Micki Vest	554	Jodi Dailey

**Local and Bowling Center Awards**

Name	USBC ID Number	Award Average	Award Games	G1	G2	G3	Series	Award Score	Award Received
Beth Bryan	4132-80 USBC	133	51	186	114	148	448	186	175 Game (Local Assoc. Awards)
Jo Johnson	4132-4 USBC	132	30	156	134	177	467	177	175 Game (Local Assoc. Awards)