

# Newcomers 2021-22

Wednesday 9:30 am

## Big Apple Fun Center

Lanes 25 - 30

President: Linda Fees

Secretary/Treasurer: Jodi Daily

### Team Standings

Place	#	Team Name	Points Won	Points Lost	%Won	Pins + HDCP	Scratch Pins	Avg p/gm	Year-To-Date WON	Y-T-D LOST	Y-T-D % WON
1	1	Pin Drops	22	10	68.8	40427	27602	383	63	33	65.6
2	6	Tub's Pub	21	11	65.6	40297	28531	396	50	46	52.1
3	3	Hits & Mrs	20	12	62.5	41031	28971	402	59	37	61.5
4	2	Day Dreamers	16	16	50.0	40226	27365	380	50½	45½	52.6
5	4	Bowlin' Babes	13	19	40.6	39860	28463	395	53½	42½	55.7
6	5	Bye	4	28		0	0		12	84	12.5

### Review of Last Week's Bowling.....

Lanes	Team Name	HDCP -1-	HDCP -2-	HDCP -3-	HDCP Total	Last Wk WON	Team Name	HDCP -1-	HDCP -2-	HDCP -3-	HDCP Total	Last Wk WON
25-26	Hits & Mrs	606	601	638	1845	4	<---> Bye	0	0	0	0	0
27-28	Day Dreamers	634	533	566	1733	1	<---> Tub's Pub	587	566	606	1759	3
29-30	Bowlin' Babes	508	516	515	1539	0	<---> Pin Drops	551	571	555	1677	4

### Lane Assignments

	25-26	27-28	29-30
Wk25 02/23	4- 2	1- 5	6- 3
Wk26 03/02	1- 6	3- 2	4- 5
Wk27 03/09	3- 4	5- 6	1- 2

### Last Week's Top Scores

Team Scratch Game	Team Scratch Series	Team Handicap Game	Team Handicap Series
485 Hits & Mrs	1386 Hits & Mrs	638 Hits & Mrs	1845 Hits & Mrs
473 Day Dreamers	1273 Tub's Pub	634 Day Dreamers	1759 Tub's Pub
444 Tub's Pub	1250 Day Dreamers	606 Tub's Pub	1733 Day Dreamers
390 Pin Drops	1134 Pin Drops	571 Pin Drops	1677 Pin Drops
367 Bowlin' Babes	1092 Bowlin' Babes	516 Bowlin' Babes	1539 Bowlin' Babes
Scratch Game	Scratch Series	Handicap Game	Handicap Series
182 Nancy Bamrick	522 Nancy Bamrick	232 Megan Deaver	657 Nancy Bamrick
180 Pat Bowie	471 Pat Bowie	227 Nancy Bamrick	638 Megan Deaver
169 Jen Landanger	467 Jen Landanger	224 Pat Bowie	611 Linda Fees
167 Linda Fees	461 Linda Fees	217 Linda Fees	609 Donna Michel
160 Lynda Ogle	435 Lynda Ogle	216 Jen Landanger	608 Jen Landanger
160 Megan Deaver	429 Donna Michel	211 Donna Michel	603 Pat Bowie
158 Jodi Daily	422 Megan Deaver	210 Deb Gibbs	581 Deb Gibbs

### Season High Scores

Team Scratch Game	Team Scratch Series	Team Handicap Game	Team Handicap Series
505 Tub's Pub	1386 Hits & Mrs	686 Tub's Pub	1867 Hits & Mrs
504 Hits & Mrs	1342 Bowlin' Babes	673 Hits & Mrs	1834 Bowlin' Babes
474 Bowlin' Babes	1297 Day Dreamers	641 Day Dreamers	1814 Tub's Pub
473 Day Dreamers	1290 Pin Drops	638 Bowlin' Babes	1786 Day Dreamers
450 Pin Drops	1281 Tub's Pub	622 Pin Drops	1779 Pin Drops
Scratch Game	Scratch Series	Handicap Game	Handicap Series
215 Steph Meier	540 Jodi Daily	281 Steph Meier	684 Jodi Daily
209 Jodi Daily	526 Nancy Bamrick	258 Lynda Ogle	678 Randi Stucker
202 Lynda Ogle	502 Pat Bowie	257 Jodi Daily	676 Steph Meier
198 Pat Bowie	502 Lynda Ogle	249 Nancy Bamrick	670 Nancy Bamrick
193 Nancy Bamrick	501 Jen Landanger	246 Jo Johnson	670 Lynda Ogle
186 Crystal Dailey	498 Deb Gibbs	246 Donna Michel	666 Deb Gibbs
186 Deb Gibbs	492 Steph Meier	243 Pat Bowie	651 Crystal Dailey
		243 Crystal Dailey	

**Team Rosters**

**1 - Pin Drops**

Name	Avg	HDCP	Pins	Gms	High Game	High Sers	HDCP Game	HDCP Sers	Most Improved Avg +/-	To Raise Avg +1	To Drop Avg -1	Weekly Over Avg Series Avg +/-
Sheryl S. Cochran	140	48	5481	39	170	481	219	627	139 +1.54	441	398	
Beth Bryan	133	53	6818	51	172	439	224	616	135 -1.31	418	363	338 - 405=-67
Debra K. Kermmoade	128	57	4239	33	169	420	227	608	124 +4.45	405	368	
Megan R. Deaver	112	70	3047	27	160	422	232	638	107 +5.85	343	312	422 - 327=95
Randi K. Stucker	127	58	5752	45	170	468	236	678	129 -1.18	392	343	374 - 384=-10

**2 - Day Dreamers**

Name	Avg	HDCP	Pins	Gms	High Game	High Sers	HDCP Game	HDCP Sers	Most Improved Avg +/-	To Raise Avg +1	To Drop Avg -1	Weekly Over Avg Series Avg +/-
Jen Landanger	142	46	5567	39	177	501	227	648	137 +5.74	439	396	467 - 423=44
Micki Vest	126	59	7587	60	175	432	239	624	129 -2.55	414	350	367 - 378=-11
Deb Gibbs	131	55	7498	57	186	498	242	666	131 +0.54	422	361	416 - 393=23
Cierra Schaepler	85	92	681	8	105	279	201	567		265	253	
Sue Bartels	107	74	2256	21	148	404	226	638	107 +0.43	336	311	

**3 - Hits & Mrs**

Name	Avg	HDCP	Pins	Gms	High Game	High Sers	HDCP Game	HDCP Sers	Most Improved Avg +/-	To Raise Avg +1	To Drop Avg -1	Weekly Over Avg Series Avg +/-
Nancy Bamrick	144	44	9115	63	193	526	249	670	142 +2.68	455	388	522 - 429=93
Donna J. Michel	125	60	6014	48	182	444	246	630	118 +7.29	412	360	429 - 372=57
Lynda M. Ogle	139	48	10054	72	202	502	258	670	130 +9.64	446	370	435 - 417=18
Pam J. Maloley	125	60	376	3	138	376	198	556		380	373	
Pam Witter	112	70	677	6	141	355	215	577		340	330	

**4 - Bowlin' Babes**

Name	Avg	HDCP	Pins	Gms	High Game	High Sers	HDCP Game	HDCP Sers	Most Improved Avg +/-	To Raise Avg +1	To Drop Avg -1	Weekly Over Avg Series Avg +/-
Bronte M. Nielsen	113	69	1253	11	152	405	210	579		343	328	
Crystal S. Dailey	128	57	8897	69	186	477	243	651	128 +0.94	391	318	
Jodi Daily	146	43	10540	72	209	540	257	684	155 -8.61	485	409	418 - 438=-20
Jo Johnson	132	54	3977	30	184	440	246	626	131 +1.57	412	378	
Diane L. Canfield	130	56	1564	12	155	458	224	638		401	385	320 - 414=-94

**5 - Bye**

**6 - Tub's Pub**

Name	Avg	HDCP	Pins	Gms	High Game	High Sers	HDCP Game	HDCP Sers	Most Improved Avg +/-	To Raise Avg +1	To Drop Avg -1	Weekly Over Avg Series Avg +/-
Linda K. Fees	138	49	8177	59	185	474	237	633	135 +3.59	441	378	461 - 411=50
Lynn R. Eacker	114	68	7903	69	175	416	241	608	119 -4.46	377	304	341 - 342=-1
Pat L. Bowie	145	44	7838	54	198	502	243	637	147 -1.85	484	426	471 - 432=39
Steph Meier	146	43	1321	9	215	492	281	676		443	430	

**Individual High Averages**

146.39 Jodi Daily	145.15 Pat Bowie	144.68 Nancy Bamrick
142.74 Jen Landanger	140.54 Sheryl Cochran	139.64 Lynda Ogle

**Most Improved Average**

130 to 139.64 = +9.64 Lynda Ogle	118 to 125.29 = +7.29 Donna Michel	107 to 112.85 = +5.85 Megan Deaver
137 to 142.74 = +5.74 Jen Landanger	124 to 128.45 = +4.45 Debra Kermmoad	135 to 138.59 = +3.59 Linda Fees

**Most Un-Improved Averages**

155 to 146.39 = -8.61 Jodi Daily	119 to 114.54 = -4.46 Lynn Eacker	129 to 126.45 = -2.55 Micki Vest
147 to 145.15 = -1.85 Pat Bowie	135 to 133.69 = -1.31 Beth Bryan	129 to 127.82 = -1.18 Randi Stucker

# Newcomers 2021-22

## Big Apple Fun Center

### Reprint of Scores -- Week 24

#### Lane 25 3 - Hits & Mrs Week 24 2/16/2022

Name	Old	Old						HDCP
	Avg	HDCP	-1-	-2-	-3-	Total	Total	
Nancy Bamrick	143	45	159	181	182	522	657	
Donna J. Michel	124	60	134	144	151	429	609	
Lynda M. Ogle	139	48	160	123	152	435	579	
			====	====	====	====	====	
Scratch Total			453	448	485	1386	1386	
Handicap			153	153	153		459	
Total			606	601	638	1386	1845	
Team Points Won			1.0	1.0	1.0	4.0	4.0	

#### Lane 26 5 - Bye Week 24 2/16/2022

Name	Old	Old						HDCP
	Avg	HDCP	-1-	-2-	-3-	Total	Total	
No one bowled								

#### Lane 27 2 - Day Dreamers Week 24 2/16/2022

Name	Old	Old						HDCP
	Avg	HDCP	-1-	-2-	-3-	Total	Total	
Jen Landanger	141	47	169	141	157	467	608	
Micki Vest	126	59	149	105	113	367	544	
Deb Gibbs	131	55	155	126	135	416	581	
			====	====	====	====	====	
Scratch Total			473	372	405	1250	1250	
Handicap			161	161	161		483	
Total			634	533	566	1250	1733	
Team Points Won			1.0	0.0	0.0	1.0	1.0	

#### Lane 28 6 - Tub's Pub Week 24 2/16/2022

Name	Old	Old						HDCP
	Avg	HDCP	-1-	-2-	-3-	Total	Total	
Linda K. Fees	137	50	167	141	153	461	611	
Lynn R. Eacker	114	68	112	118	111	341	545	
Pat L. Bowie	144	44	146	145	180	471	603	
			====	====	====	====	====	
Scratch Total			425	404	444	1273	1273	
Handicap			162	162	162		486	
Total			587	566	606	1273	1759	
Team Points Won			0.0	1.0	1.0	3.0	3.0	

#### Lane 29 4 - Bowlin' Babes Week 24 2/16/2022

Name	Old	Old						HDCP
	Avg	HDCP	-1-	-2-	-3-	Total	Total	
Crystal S. Dailey	128	57	a118	a118	a118	354	525	
Jodi Daily	146	43	133	158	127	418	547	
Diane L. Canfield	138	49	108	91	121	320	467	
			====	====	====	====	====	
Scratch Total			359	367	366	1092	1092	
Handicap			149	149	149		447	
Total			508	516	515	1092	1539	
Team Points Won			0.0	0.0	0.0	0.0	0.0	

#### Lane 30 1 - Pin Drops Week 24 2/16/2022

Name	Old	Old						HDCP
	Avg	HDCP	-1-	-2-	-3-	Total	Total	
Beth Bryan	135	52	108	116	114	338	494	
Megan R. Deaver	109	72	160	136	126	422	638	
Randi K. Stucker	128	57	102	138	134	374	545	
			====	====	====	====	====	
Scratch Total			370	390	374	1134	1134	
Handicap			181	181	181		543	
Total			551	571	555	1134	1677	
Team Points Won			1.0	1.0	1.0	4.0	4.0	

# Newcomers 2021-22

## Big Apple Fun Center

### Change in Average

Name	-----Old-----		Old					---Average Change---			Weekly Over Avg
	Pins	Games	Avg	-1-	-2-	-3-	Total	New - Old	---> +/-	Series Avg +/-	
Nancy Bamrick	8593	60	143	159	181	182	522	144.68	- 143.22	= 1.47	522 - 429=93
Sue Bartels	2256	21	107				0	107.43	- 107.43	= 0.00	
Pat L. Bowie	7367	51	144	146	145	180	471	145.15	- 144.45	= 0.70	471 - 432=39
Beth Bryan	6480	48	135	108	116	114	338	133.69	- 135.00	= -1.31	338 - 405=-67
Diane L. Canfield	1244	9	138	108	91	121	320	130.33	- 138.22	= -7.89	320 - 414=-94
Sheryl S. Cochran	5481	39	140				0	140.54	- 140.54	= 0.00	
Crystal S. Dailey	8897	69	128	a118	a118	a118	354	128.94	- 128.94	= 0.00	
Jodi Daily	10122	69	146	133	158	127	418	146.39	- 146.70	= -0.31	418 - 438=-20
Megan R. Deaver	2625	24	109	160	136	126	422	112.85	- 109.38	= 3.48	422 - 327=95
Lynn R. Eacker	7562	66	114	112	118	111	341	114.54	- 114.58	= -0.04	341 - 342=-1
Linda K. Fees	7716	56	137	167	141	153	461	138.59	- 137.79	= 0.81	461 - 411=50
Deb Gibbs	7082	54	131	155	126	135	416	131.54	- 131.15	= 0.40	416 - 393=23
Jo Johnson	3977	30	132				0	132.57	- 132.57	= 0.00	
Debra K. Kermmoade	4239	33	128				0	128.45	- 128.45	= 0.00	
Jen Landanger	5100	36	141	169	141	157	467	142.74	- 141.67	= 1.08	467 - 423=44
Pam J. Maloley	376	3	125				0	125.33	- 125.33	= 0.00	
Steph Meier	1321	9	146				0	146.78	- 146.78	= 0.00	
Donna J. Michel	5585	45	124	134	144	151	429	125.29	- 124.11	= 1.18	429 - 372=57
Bronte M. Nielsen	1253	11	113				0	113.91	- 113.91	= 0.00	
Lynda M. Ogle	9619	69	139	160	123	152	435	139.64	- 139.41	= 0.23	435 - 417=18
Cierra Schaepler	681	8	85				0	85.13	- 85.13	= 0.00	
Randi K. Stucker	5378	42	128	102	138	134	374	127.82	- 128.05	= -0.23	374 - 384=-10
Micki Vest	7220	57	126	149	105	113	367	126.45	- 126.67	= -0.22	367 - 378=-11
Pam Witter	677	6	112				0	112.83	- 112.83	= 0.00	

# Newcomers 2021-22

## Big Apple Fun Center

\* Bowlers listed must have a minimum of 1 games.

### High Average Listing

	<u>Name</u>	<u>True Average</u>	<u>Pins</u>	<u>Gms</u>	<u>To Raise Avg +1</u>	<u>To Drop Avg -1</u>
1	Steph Meier	146.78	1321	9	443	430
2	Jodi Daily	146.39	10540	72	485	409
3	Pat L. Bowie	145.15	7838	54	484	426
4	Nancy Bamrick	144.68	9115	63	455	388
5	Jen Landanger	142.74	5567	39	439	396
6	Sheryl S. Cochran	140.54	5481	39	441	398
7	Lynda M. Ogle	139.64	10054	72	446	370
8	Linda K. Fees	138.59	8177	59	441	378
9	Beth Bryan	133.69	6818	51	418	363
10	Jo Johnson	132.57	3977	30	412	378
11	Deb Gibbs	131.54	7498	57	422	361
12	Diane L. Canfield	130.33	1564	12	401	385
13	Crystal S. Dailey	128.94	8897	69	391	318
14	Debra K. Kermmoade	128.45	4239	33	405	368
15	Randi K. Stucker	127.82	5752	45	392	343
16	Micki Vest	126.45	7587	60	414	350
17	Pam J. Maloley	125.33	376	3	380	373
18	Donna J. Michel	125.29	6014	48	412	360
19	Lynn R. Eacker	114.54	7903	69	377	304
20	Bronte M. Nielsen	113.91	1253	11	343	328
21	Megan R. Deaver	112.85	3047	27	343	312
22	Pam Witter	112.83	677	6	340	330
23	Sue Bartels	107.43	2256	21	336	311
24	Cierra Schaepler	85.13	681	8	265	253

# Newcomers 2021-22

## Big Apple Fun Center

\* Bowlers listed must have a minimum of 21 games.

Note: This report includes information through February 16 which is Week 24 of 33

### Most Improved Averages

Name	True Average	Most Improved Avg	+/-	Name	True Average	Most Improved Avg	+/-
Lynda M. Ogle	139.64	130	+9.64	Crystal S. Dailey	128.94	128	+0.94
Donna J. Michel	125.29	118	+7.29	Deb Gibbs	131.54	131	+0.54
Megan R. Deaver	112.85	107	+5.85	Sue Bartels	107.43	107	+0.43
Jen Landanger	142.74	137	+5.74	Randi K. Stucker	127.82	129	-1.18
Debra K. Kermmoade	128.45	124	+4.45	Beth Bryan	133.69	135	-1.31
Linda K. Fees	138.59	135	+3.59	Pat L. Bowie	145.15	147	-1.85
Nancy Bamrick	144.68	142	+2.68	Micki Vest	126.45	129	-2.55
Jo Johnson	132.57	131	+1.57	Lynn R. Eacker	114.54	119	-4.46
Sheryl S. Cochran	140.54	139	+1.54	Jodi Daily	146.39	155	-8.61

# Newcomers 2021-22

## Big Apple Fun Center

\* Bowlers listed must have a minimum of 1 games.

### Most Pins Over Average

Name	-----Old-----		Old				Total	---Average Change---			Weekly Over Avg
	Pins	Games	Avg	-1-	-2-	-3-		New - Old ---> +/-	Series Avg +/-		
Megan R. Deaver	2625	24	109	160	136	126	422	112.85	- 109.38	= 3.48	422 - 327=95
Nancy Bamrick	8593	60	143	159	181	182	522	144.68	- 143.22	= 1.47	522 - 429=93
Donna J. Michel	5585	45	124	134	144	151	429	125.29	- 124.11	= 1.18	429 - 372=57
Linda K. Fees	7716	56	137	167	141	153	461	138.59	- 137.79	= 0.81	461 - 411=50
Jen Landanger	5100	36	141	169	141	157	467	142.74	- 141.67	= 1.08	467 - 423=44
Pat L. Bowie	7367	51	144	146	145	180	471	145.15	- 144.45	= 0.70	471 - 432=39
Deb Gibbs	7082	54	131	155	126	135	416	131.54	- 131.15	= 0.40	416 - 393=23
Lynda M. Ogle	9619	69	139	160	123	152	435	139.64	- 139.41	= 0.23	435 - 417=18
Lynn R. Eacker	7562	66	114	112	118	111	341	114.54	- 114.58	= -0.04	341 - 342=-1
Randi K. Stucker	5378	42	128	102	138	134	374	127.82	- 128.05	= -0.23	374 - 384=-10
Micki Vest	7220	57	126	149	105	113	367	126.45	- 126.67	= -0.22	367 - 378=-11
Jodi Daily	10122	69	146	133	158	127	418	146.39	- 146.70	= -0.31	418 - 438=-20
Beth Bryan	6480	48	135	108	116	114	338	133.69	- 135.00	= -1.31	338 - 405=-67
Diane L. Canfield	1244	9	138	108	91	121	320	130.33	- 138.22	= -7.89	320 - 414=-94

# Newcomers 2021-22

## Big Apple Fun Center

This report is for scores bowled February 16 which is Week 24 of 33

### This Week's Statistics: Lefties vs Righties

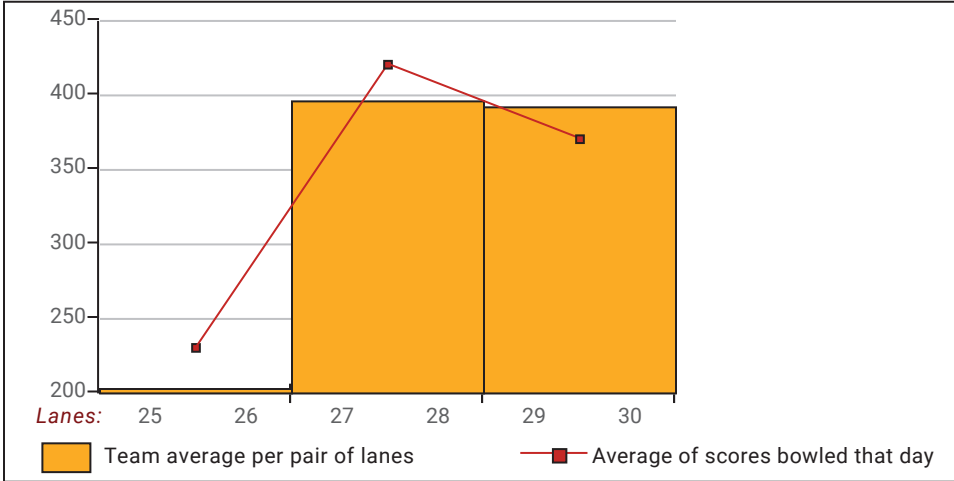
Unless designated left handed, bowlers are considered right handed.

	Over All	Right	Left
How many people bowled	14	13	1
Number of games bowled	42	39	3
Actual average of week's scores	137.64	137.51	139.33
How many games above average	26	25	1
How many games below average	15	13	2
Pins above/below average per game	5.14	6.05	-6.67
How many people raised average	8	8	--
by this amount	1.17	1.17	0.00
How many people went down	6	5	1
by this amount	-1.67	-1.94	-0.31
League average before bowling	132.88	131.82	146.70
League average after bowling	132.84	131.79	146.39
Change in league average	-0.05	-0.03	-0.31
800s	--	--	--
775s	--	--	--
750s	--	--	--
725s	--	--	--
700s	--	--	--
675s	--	--	--
650s	--	--	--
625s	--	--	--
600s	--	--	--
575s	--	--	--
550s	--	--	--
525s	--	--	--
500s	1	1	--
475s	--	--	--
450s	3	3	--
425s	2	2	--
400s	3	2	1
below 400	5	5	--
300s	--	--	--
275s	--	--	--
250s	--	--	--
225s	--	--	--
200s	--	--	--
175s	3	3	--
150s	11	10	1
125s	15	13	2
100s	12	12	--
below 100	1	1	--

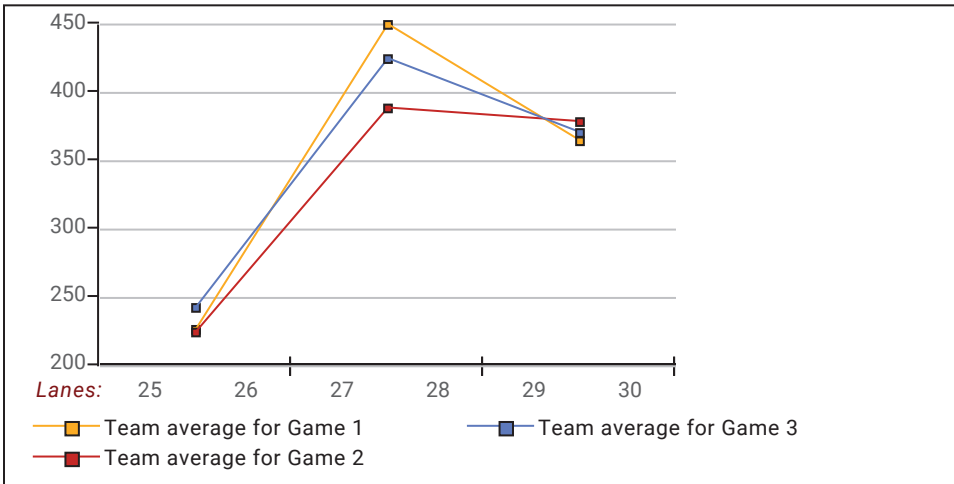


This report is for scores bowled February 16 which is Week 24 of 33

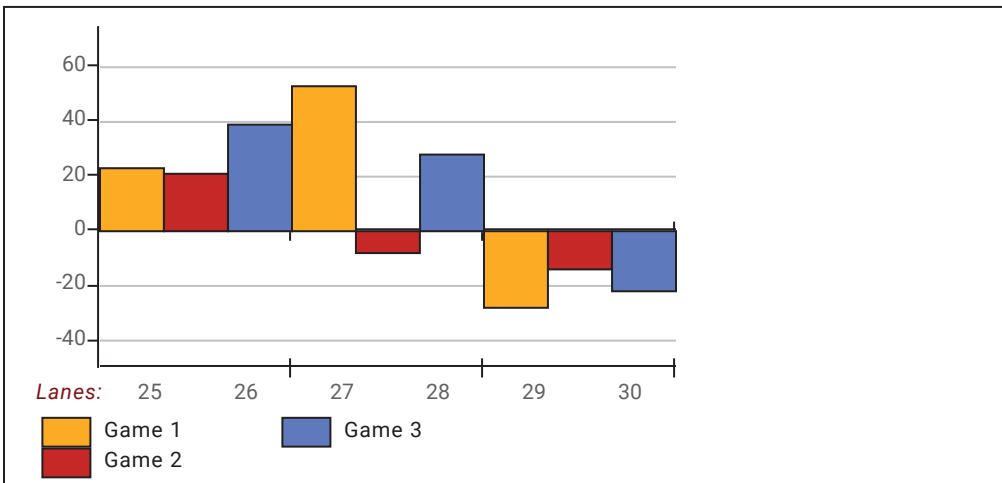
**Team Average vs Avg of Scores**



**Average of Scores for Each Game**

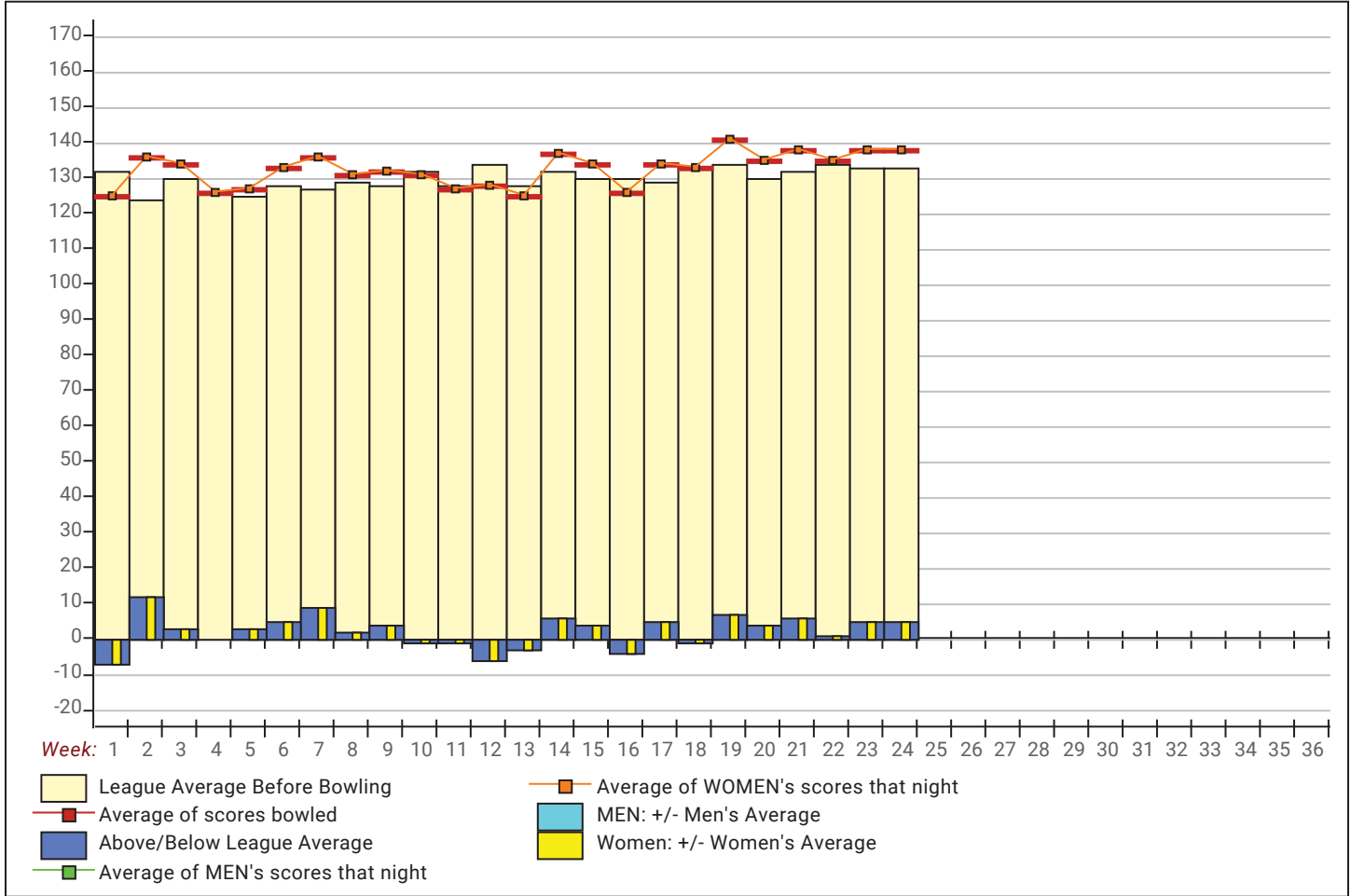


**Amount Over/Under Team Average**



This report is for scores bowled February 16 which is Week 24 of 33

**League Average Week-by-Week**



**League Average Statistics for Last Week**

	League	Right Hand	Left Hand
League Average Before Bowling	132.88	131.82	146.70
Average of scores bowled that night	137.64	137.51	139.33
New League Average After Bowling	132.84	131.79	146.39
Change in League Average	-.05	-.03	-.31
People Who Bowled Over Average	8	8	
People Who Bowled Under Average	6	5	
Average Amount of Series Over Avg	52.38	52.38	
Average Amount of Series Under Avg	-33.83	-36.60	-20.00
Difference Avg, NiteAvg	5.14	6.05	-6.67
Number of Bowlers	14	13	
Number of Games Bowled	42	39	
People Who Raised Their Average	8	8	
Raised By an Average of This Amount	1.17	1.17	
People Who Lowered Their Average	6	5	
Lowered By an Average of This Amou	-1.67	-1.94	-.31
Number of Games Bowled Over Avera	26	25	
Number of Games Bowled Under Avera	15	13	

**Note: Averages are based only on people who bowled.**

**Newcomers 2021-22**

**Big Apple Fun Center**

**Team Standings**

Place	Team Name	Avg p/gm	Points Won	Points Lost	Year-To-Date WON	Y-T-D LOST
1	Pin Drops	383	22	10	63	33
2	Tub's Pub	396	21	11	50	46
3	Hits & Mrs	402	20	12	59	37
4	Day Dreamers	380	16	16	50½	45½
5	Bowlin' Babes	395	13	19	53½	42½
6	Bye		4	28	12	84

\*\*\* Although not shown, standings are determined by points only for the current split

**Last Week's Top Scores**

Scratch Game		Scratch Series		Handicap Game		Handicap Series	
182	Nancy Bamrick	522	Nancy Bamrick	232	Megan Deaver	657	Nancy Bamrick
180	Pat Bowie	471	Pat Bowie	227	Nancy Bamrick	638	Megan Deaver
169	Jen Landanger	467	Jen Landanger	224	Pat Bowie	611	Linda Fees
167	Linda Fees	461	Linda Fees	217	Linda Fees	609	Donna Michel
160	Lynda Ogle	435	Lynda Ogle	216	Jen Landanger	608	Jen Landanger
160	Megan Deaver	429	Donna Michel	211	Donna Michel	603	Pat Bowie
158	Jodi Daily	422	Megan Deaver	210	Deb Gibbs	581	Deb Gibbs
155	Deb Gibbs	418	Jodi Daily	208	Lynda Ogle	579	Lynda Ogle
151	Donna Michel	416	Deb Gibbs	208	Micki Vest	547	Jodi Daily
149	Micki Vest	374	Randi Stucker	201	Jodi Daily	545	Lynn Eacker
						545	Randi Stucker

**Local and Bowling Center Awards**

Name	USBC ID Number	Award Average	Award Games	G1	G2	G3	Series	Award Score	Award Received
Nancy Bamrick	4136-53 USBC	143	60	159	181	182	522	522	500 Series (Local Assoc. Awards)
Megan R. Deaver	11-44467 USBC	109	24	160	136	126	422	422	400 Series (Local Assoc. Awards)
	11-44467 USBC	109	24	160	136	126	422	160	150 Game (Local Assoc. Awards)