

Newcomers 2021-22

Wednesday 9:30 am

Big Apple Fun Center

Lanes 25 - 30

President: Linda Fees

Secretary/Treasurer: Jodi Daily

Team Standings

Place	#	Team Name	Points Won	Points Lost	%Won	Pins + HDCP	Scratch Pins	Avg p/gm	Year-To-Date WON	Y-T-D LOST	Y-T-D % WON
1	6	Tub's Pub	17	7	70.8	36861	26067	394	46	42	52.3
2	1	Pin Drops	16	8	66.7	37020	25242	382	57	31	64.8
3	3	Hits & Mrs	14	10	58.3	37441	26305	398	53	35	60.2
4	2	Day Dreamers	11	13	45.8	36860	24962	378	45½	42½	51.7
5	4	Bowlin' Babes	10	14	41.7	36575	26087	395	50½	37½	57.4
6	5	Bye	4	20		0	0		12	76	13.6

Review of Last Week's Bowling.....

Lanes	Team Name	HDCP -1-	HDCP -2-	HDCP -3-	HDCP Total	Last Wk WON	Team Name	HDCP -1-	HDCP -2-	HDCP -3-	HDCP Total	Last Wk WON
25-26	Day Dreamers	607	564	609	1780	4	<---> Hits & Mrs	570	541	576	1687	0
27-28	Bye	0	0	0	0	1	<---> Bowlin' Babes	513	571	580	1664	3
29-30	Pin Drops	561	544	540	1645	2	<---> Tub's Pub	504	563	563	1630	2

Lane Assignments

	25-26	27-28	29-30
Wk23 02/09	6- 4	3- 1	2- 5
Wk24 02/16	3- 5	2- 6	4- 1
Wk25 02/23	4- 2	1- 5	6- 3

Last Week's Top Scores

Team Scratch Game	Team Scratch Series	Team Handicap Game	Team Handicap Series
448 Day Dreamers	1297 Day Dreamers	609 Day Dreamers	1780 Day Dreamers
431 Bowlin' Babes	1225 Hits & Mrs	580 Bowlin' Babes	1687 Hits & Mrs
422 Hits & Mrs	1217 Bowlin' Babes	576 Hits & Mrs	1664 Bowlin' Babes
404 Pin Drops	1174 Pin Drops	563 Tub's Pub	1645 Pin Drops
401 Tub's Pub	1144 Tub's Pub	561 Pin Drops	1630 Tub's Pub
Scratch Game	Scratch Series	Handicap Game	Handicap Series
186 Deb Gibbs	498 Deb Gibbs	242 Deb Gibbs	666 Deb Gibbs
171 Lynda Ogle	452 Lynda Ogle	220 Lynda Ogle	599 Lynda Ogle
167 Linda Fees	429 Linda Fees	217 Linda Fees	579 Linda Fees
159 Jodi Daily	428 Jodi Daily	210 Beth Bryan	566 Beth Bryan
158 Beth Bryan	423 Jen Landanger	201 Jodi Daily	564 Jen Landanger
148 Jen Landanger	414 Diane Canfield	198 Crystal Dailey	561 Diane Canfield
147 Nancy Bamrick	410 Beth Bryan	195 Jen Landanger	554 Jodi Daily

Season High Scores

Team Scratch Game	Team Scratch Series	Team Handicap Game	Team Handicap Series
505 Tub's Pub	1360 Hits & Mrs	686 Tub's Pub	1867 Hits & Mrs
504 Hits & Mrs	1342 Bowlin' Babes	673 Hits & Mrs	1834 Bowlin' Babes
474 Bowlin' Babes	1297 Day Dreamers	641 Day Dreamers	1814 Tub's Pub
451 Day Dreamers	1290 Pin Drops	638 Bowlin' Babes	1786 Day Dreamers
450 Pin Drops	1281 Tub's Pub	622 Pin Drops	1779 Pin Drops
Scratch Game	Scratch Series	Handicap Game	Handicap Series
215 Steph Meier	540 Jodi Daily	281 Steph Meier	684 Jodi Daily
209 Jodi Daily	526 Nancy Bamrick	258 Lynda Ogle	678 Randi Stucker
202 Lynda Ogle	502 Pat Bowie	257 Jodi Daily	676 Steph Meier
198 Pat Bowie	502 Lynda Ogle	249 Nancy Bamrick	670 Nancy Bamrick
193 Nancy Bamrick	501 Jen Landanger	246 Jo Johnson	670 Lynda Ogle
186 Crystal Dailey	498 Deb Gibbs	246 Donna Michel	666 Deb Gibbs
186 Deb Gibbs	492 Steph Meier	243 Pat Bowie	648 Jen Landanger
		243 Crystal Dailey	

Newcomers 2021-22

Team Rosters

1 - Pin Drops

Name	Avg	HDCP	Pins	Gms	High Game	High Sers	HDCP Game	HDCP Sers	Most Improved Avg +/-	To Raise Avg +1	To Drop Avg -1	Weekly Over Avg Series Avg +/-
Sheryl S. Cochran	140	48	5481	39	170	481	219	627	139 +1.54	441	398	391 - 423=-32
Beth Bryan	134	52	6064	45	172	439	224	616	135 -0.24	416	367	410 - 402=8
Debra K. Kermmoade	127	58	3819	30	158	418	225	608	124 +3.30	405	371	373 - 381=-8
Megan R. Deaver	109	72	2625	24	147	378	227	618	107 +2.38	345	317	
Randi K. Stucker	127	58	4988	39	170	468	236	678	129 -1.10	388	345	

2 - Day Dreamers

Name	Avg	HDCP	Pins	Gms	High Game	High Sers	HDCP Game	HDCP Sers	Most Improved Avg +/-	To Raise Avg +1	To Drop Avg -1	Weekly Over Avg Series Avg +/-
Jen Landanger	141	47	4664	33	177	501	227	648	137 +4.33	448	411	423 - 423=0
Micki Vest	127	58	6866	54	175	432	239	624	129 -1.85	430	372	376 - 381=-5
Deb Gibbs	131	55	7082	54	186	498	242	666	131 +0.15	442	384	498 - 387=111
Cierra Schaepler	85	92	681	8	105	279	201	567		265	253	
Sue Bartels	107	74	2256	21	148	404	226	638	107 +0.43	336	311	

3 - Hits & Mrs

Name	Avg	HDCP	Pins	Gms	High Game	High Sers	HDCP Game	HDCP Sers	Most Improved Avg +/-	To Raise Avg +1	To Drop Avg -1	Weekly Over Avg Series Avg +/-
Nancy Bamrick	142	46	8131	57	193	526	249	670	142 +0.65	449	388	409 - 429=-20
Donna J. Michel	124	60	5231	42	182	444	246	630	118 +6.55	394	348	364 - 372=-8
Lynda M. Ogle	138	49	9155	66	202	502	258	670	130 +8.71	436	366	452 - 414=38
Pam J. Maloley	125	60	376	3	138	376	198	556		380	373	
Pam Witter	112	70	677	6	141	355	215	577		340	330	

4 - Bowlin' Babes

Name	Avg	HDCP	Pins	Gms	High Game	High Sers	HDCP Game	HDCP Sers	Most Improved Avg +/-	To Raise Avg +1	To Drop Avg -1	Weekly Over Avg Series Avg +/-
Bronte M. Nielsen	113	69	1253	11	152	405	210	579		343	328	
Crystal S. Dailey	127	58	8420	66	186	456	243	633	128 -0.42	412	342	375 - 381=-6
Jodi Daily	146	43	9701	66	209	540	257	684	155 -8.02	442	372	428 - 441=-13
Jo Johnson	133	53	3591	27	184	440	246	626	131 +2.00	429	398	
Diane L. Canfield	138	49	1244	9	155	458	224	638		424	411	414 - 414=0

5 - Bye

6 - Tub's Pub

Name	Avg	HDCP	Pins	Gms	High Game	High Sers	HDCP Game	HDCP Sers	Most Improved Avg +/-	To Raise Avg +1	To Drop Avg -1	Weekly Over Avg Series Avg +/-
Linda K. Fees	138	49	7321	53	185	474	237	633	135 +3.13	463	406	429 - 411=18
Lynn R. Eacker	113	69	7168	63	175	416	241	608	119 -5.22	356	289	313 - 342=-29
Pat L. Bowie	144	44	7367	51	198	502	243	637	147 -2.55	463	408	
Steph Meier	146	43	1321	9	215	492	281	676		443	430	

Individual High Averages

146.98 Jodi Daily	144.45 Pat Bowie	142.65 Nancy Bamrick
141.33 Jen Landanger	140.54 Sheryl Cochran	138.71 Lynda Ogle

Most Improved Average

130 to 138.71 = +8.71 Lynda Ogle	118 to 124.55 = +6.55 Donna Michel	137 to 141.33 = +4.33 Jen Landanger
124 to 127.30 = +3.30 Debra Kermmoad	135 to 138.13 = +3.13 Linda Fees	107 to 109.38 = +2.38 Megan Deaver

Most Un-Improved Averages

155 to 146.98 = -8.02 Jodi Daily	119 to 113.78 = -5.22 Lynn Eacker	147 to 144.45 = -2.55 Pat Bowie
129 to 127.15 = -1.85 Micki Vest	129 to 127.90 = -1.10 Randi Stucker	128 to 127.58 = -0.42 Crystal Dailey

Local and Bowling Center Awards

Name	USBC ID Number	Award Average	Award Games	G1	G2	G3	Series	Award Score	Award Received
Deb Gibbs	4132-156 USBC	129		186	130	182	498	186	Clean Game (199 Average or Les (Local Ass
	4132-156 USBC	129	51	186	130	182	498	186	175 Game (Local Assoc. Awards)
	4132-156 USBC	129	51	186	130	182	498	182	175 Game (Local Assoc. Awards)

Newcomers 2021-22

Big Apple Fun Center

Reprint of Scores -- Week 22

Lane 25 2 - Day Dreamers Week 22 2/2/2022

Name	Old	Old						HDCP
	Avg	HDCP	-1-	-2-	-3-	Total	Total	
Jen Landanger	141	47	148	139	136	423	564	
Micki Vest	127	58	112	134	130	376	550	
Deb Gibbs	129	56	186	130	182	498	666	
			====	====	====	====	====	
Scratch Total			446	403	448	1297	1297	
Handicap			161	161	161		483	
Total			607	564	609	1297	1780	
Team Points Won			1.0	1.0	1.0	4.0	4.0	

Lane 26 3 - Hits & Mrs Week 22 2/2/2022

Name	Old	Old						HDCP
	Avg	HDCP	-1-	-2-	-3-	Total	Total	
Nancy Bamrick	143	45	132	130	147	409	544	
Donna J. Michel	124	60	113	127	124	364	544	
Lynda M. Ogle	138	49	171	130	151	452	599	
			====	====	====	====	====	
Scratch Total			416	387	422	1225	1225	
Handicap			154	154	154		462	
Total			570	541	576	1225	1687	
Team Points Won			0.0	0.0	0.0	0.0	0.0	

Lane 27 5 - Bye Week 22 2/2/2022

Name	Old	Old						HDCP
	Avg	HDCP	-1-	-2-	-3-	Total	Total	
No one bowled								

Lane 28 4 - Bowlin' Babes Week 22 2/2/2022

Name	Old	Old						HDCP
	Avg	HDCP	-1-	-2-	-3-	Total	Total	
Crystal S. Dailey	127	58	111	124	140	375	549	
Jodi Daily	147	42	112	159	157	428	554	
Diane L. Canfield	138	49	141	139	134	414	561	
			====	====	====	====	====	
Scratch Total			364	422	431	1217	1217	
Handicap			149	149	149		447	
Total			513	571	580	1217	1664	
Team Points Won			0.0	1.0	1.0	3.0	3.0	

Lane 29 1 - Pin Drops Week 22 2/2/2022

Name	Old	Old						HDCP
	Avg	HDCP	-1-	-2-	-3-	Total	Total	
Sheryl S. Cochran	141	47	122	143	126	391	532	
Beth Bryan	134	52	158	117	135	410	566	
Debra K. Kermmoade	127	58	124	127	122	373	547	
			====	====	====	====	====	
Scratch Total			404	387	383	1174	1174	
Handicap			157	157	157		471	
Total			561	544	540	1174	1645	
Team Points Won			1.0	0.0	0.0	2.0	2.0	

Lane 30 6 - Tub's Pub Week 22 2/2/2022

Name	Old	Old						HDCP
	Avg	HDCP	-1-	-2-	-3-	Total	Total	
Linda K. Fees	137	50	104	158	167	429	579	
Lynn R. Eacker	114	68	104	109	100	313	517	
Pat L. Bowie	144	44	a134	a134	a134	402	534	
			====	====	====	====	====	
Scratch Total			342	401	401	1144	1144	
Handicap			162	162	162		486	
Total			504	563	563	1144	1630	
Team Points Won			0.0	1.0	1.0	2.0	2.0	

Newcomers 2021-22

Big Apple Fun Center

Change in Average

Name	-----Old-----		Old					---Average Change---			Weekly Over Avg
	Pins	Games	Avg	-1-	-2-	-3-	Total	New - Old	----> +/-	Series Avg +/-	
Nancy Bamrick	7722	54	143	132	130	147	409	142.65	- 143.00	= -0.35	409 - 429=-20
Sue Bartels	2256	21	107				0	107.43	- 107.43	= 0.00	
Pat L. Bowie	7367	51	144	a134	a134	a134	402	144.45	- 144.45	= 0.00	
Beth Bryan	5654	42	134	158	117	135	410	134.76	- 134.62	= 0.14	410 - 402=8
Diane L. Canfield	830	6	138	141	139	134	414	138.22	- 138.33	= -0.11	414 - 414=0
Sheryl S. Cochran	5090	36	141	122	143	126	391	140.54	- 141.39	= -0.85	391 - 423=-32
Crystal S. Dailey	8045	63	127	111	124	140	375	127.58	- 127.70	= -0.12	375 - 381=-6
Jodi Daily	9273	63	147	112	159	157	428	146.98	- 147.19	= -0.21	428 - 441=-13
Megan R. Deaver	2625	24	109				0	109.38	- 109.38	= 0.00	
Lynn R. Eacker	6855	60	114	104	109	100	313	113.78	- 114.25	= -0.47	313 - 342=-29
Linda K. Fees	6892	50	137	104	158	167	429	138.13	- 137.84	= 0.29	429 - 411=18
Deb Gibbs	6584	51	129	186	130	182	498	131.15	- 129.10	= 2.05	498 - 387=111
Jo Johnson	3591	27	133				0	133.00	- 133.00	= 0.00	
Debra K. Kermmoade	3446	27	127	124	127	122	373	127.30	- 127.63	= -0.33	373 - 381=-8
Jen Landanger	4241	30	141	148	139	136	423	141.33	- 141.37	= -0.03	423 - 423=0
Pam J. Maloley	376	3	125				0	125.33	- 125.33	= 0.00	
Steph Meier	1321	9	146				0	146.78	- 146.78	= 0.00	
Donna J. Michel	4867	39	124	113	127	124	364	124.55	- 124.79	= -0.25	364 - 372=-8
Bronte M. Nielsen	1253	11	113				0	113.91	- 113.91	= 0.00	
Lynda M. Ogle	8703	63	138	171	130	151	452	138.71	- 138.14	= 0.57	452 - 414=38
Cierra Schaepler	681	8	85				0	85.13	- 85.13	= 0.00	
Randi K. Stucker	4988	39	127				0	127.90	- 127.90	= 0.00	
Micki Vest	6490	51	127	112	134	130	376	127.15	- 127.25	= -0.11	376 - 381=-5
Pam Witter	677	6	112				0	112.83	- 112.83	= 0.00	

Newcomers 2021-22

Big Apple Fun Center

* Bowlers listed must have a minimum of 1 games.

High Average Listing

	<u>Name</u>	<u>True Average</u>	<u>Pins</u>	<u>Gms</u>	<u>To Raise Avg +1</u>	<u>To Drop Avg -1</u>
1	Jodi Daily	146.98	9701	66	442	372
2	Steph Meier	146.78	1321	9	443	430
3	Pat L. Bowie	144.45	7367	51	463	408
4	Nancy Bamrick	142.65	8131	57	449	388
5	Jen Landanger	141.33	4664	33	448	411
6	Sheryl S. Cochran	140.54	5481	39	441	398
7	Lynda M. Ogle	138.71	9155	66	436	366
8	Diane L. Canfield	138.22	1244	9	424	411
9	Linda K. Fees	138.13	7321	53	463	406
10	Beth Bryan	134.76	6064	45	416	367
11	Jo Johnson	133.00	3591	27	429	398
12	Deb Gibbs	131.15	7082	54	442	384
13	Randi K. Stucker	127.90	4988	39	388	345
14	Crystal S. Dailey	127.58	8420	66	412	342
15	Debra K. Kermmoade	127.30	3819	30	405	371
16	Micki Vest	127.15	6866	54	430	372
17	Pam J. Maloley	125.33	376	3	380	373
18	Donna J. Michel	124.55	5231	42	394	348
19	Bronte M. Nielsen	113.91	1253	11	343	328
20	Lynn R. Eacker	113.78	7168	63	356	289
21	Pam Witter	112.83	677	6	340	330
22	Megan R. Deaver	109.38	2625	24	345	317
23	Sue Bartels	107.43	2256	21	336	311
24	Cierra Schaepler	85.13	681	8	265	253

Newcomers 2021-22

Big Apple Fun Center

* Bowlers listed must have a minimum of 21 games.

Note: This report includes information through February 2 which is Week 22 of 33

Most Improved Averages

Name	True Average	Most Improved Avg	+/-	Name	True Average	Most Improved Avg	+/-
Lynda M. Ogle	138.71	130	+8.71	Sue Bartels	107.43	107	+0.43
Donna J. Michel	124.55	118	+6.55	Deb Gibbs	131.15	131	+0.15
Jen Landanger	141.33	137	+4.33	Beth Bryan	134.76	135	-0.24
Debra K. Kermmoade	127.30	124	+3.30	Crystal S. Dailey	127.58	128	-0.42
Linda K. Fees	138.13	135	+3.13	Randi K. Stucker	127.90	129	-1.10
Megan R. Deaver	109.38	107	+2.38	Micki Vest	127.15	129	-1.85
Jo Johnson	133.00	131	+2.00	Pat L. Bowie	144.45	147	-2.55
Sheryl S. Cochran	140.54	139	+1.54	Lynn R. Eacker	113.78	119	-5.22
Nancy Bamrick	142.65	142	+0.65	Jodi Daily	146.98	155	-8.02

Newcomers 2021-22

Big Apple Fun Center

Most Pins Over Average

Name	-----Old-----		Old					---Average Change---			Weekly Over Avg
	Pins	Games	Avg	-1-	-2-	-3-	Total	New - Old	---> +/-	Series Avg +/-	
Deb Gibbs	6584	51	129	186	130	182	498	131.15	- 129.10	= 2.05	498 - 387=111
Lynda M. Ogle	8703	63	138	171	130	151	452	138.71	- 138.14	= 0.57	452 - 414=38
Linda K. Fees	6892	50	137	104	158	167	429	138.13	- 137.84	= 0.29	429 - 411=18
Beth Bryan	5654	42	134	158	117	135	410	134.76	- 134.62	= 0.14	410 - 402=8
Jen Landanger	4241	30	141	148	139	136	423	141.33	- 141.37	= -0.03	423 - 423=0
Diane L. Canfield	830	6	138	141	139	134	414	138.22	- 138.33	= -0.11	414 - 414=0
Micki Vest	6490	51	127	112	134	130	376	127.15	- 127.25	= -0.11	376 - 381=-5
Crystal S. Dailey	8045	63	127	111	124	140	375	127.58	- 127.70	= -0.12	375 - 381=-6
Debra K. Kermmoade	3446	27	127	124	127	122	373	127.30	- 127.63	= -0.33	373 - 381=-8
Donna J. Michel	4867	39	124	113	127	124	364	124.55	- 124.79	= -0.25	364 - 372=-8
Jodi Daily	9273	63	147	112	159	157	428	146.98	- 147.19	= -0.21	428 - 441=-13
Nancy Bamrick	7722	54	143	132	130	147	409	142.65	- 143.00	= -0.35	409 - 429=-20
Lynn R. Eacker	6855	60	114	104	109	100	313	113.78	- 114.25	= -0.47	313 - 342=-29
Sheryl S. Cochran	5090	36	141	122	143	126	391	140.54	- 141.39	= -0.85	391 - 423=-32

Newcomers 2021-22

Big Apple Fun Center

This report is for scores bowled February 2 which is Week 22 of 33

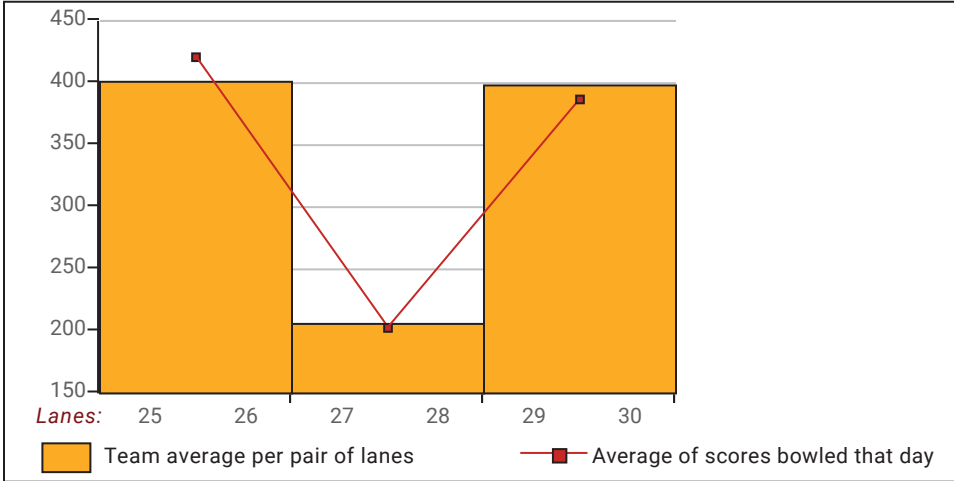
This Week's Statistics: Lefties vs Righties

Unless designated left handed, bowlers are considered right handed.

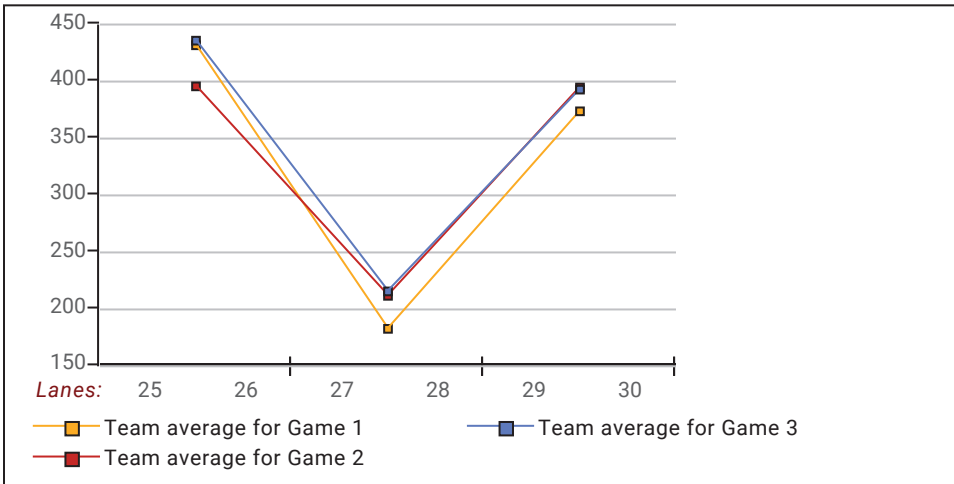
	Over All	Right	Left
How many people bowled	14	13	1
Number of games bowled	42	39	3
Actual average of week's scores	134.64	134.03	142.67
How many games above average	20	18	2
How many games below average	20	19	1
Pins above/below average per game	1.29	1.72	-4.33
How many people raised average	4	4	--
by this amount	0.76	0.76	0.00
How many people went down	10	9	1
by this amount	-0.28	-0.29	-0.21
League average before bowling	133.76	132.72	147.19
League average after bowling	133.77	132.76	146.98
Change in league average	0.02	0.03	-0.21
800s	--	--	--
775s	--	--	--
750s	--	--	--
725s	--	--	--
700s	--	--	--
675s	--	--	--
650s	--	--	--
625s	--	--	--
600s	--	--	--
575s	--	--	--
550s	--	--	--
525s	--	--	--
500s	--	--	--
475s	1	1	--
450s	1	1	--
425s	2	1	1
400s	4	4	--
below 400	6	6	--
300s	--	--	--
275s	--	--	--
250s	--	--	--
225s	--	--	--
200s	--	--	--
175s	2	2	--
150s	7	5	2
125s	19	19	--
100s	14	13	1
below 100	--	--	--

This report is for scores bowled February 2 which is Week 22 of 33

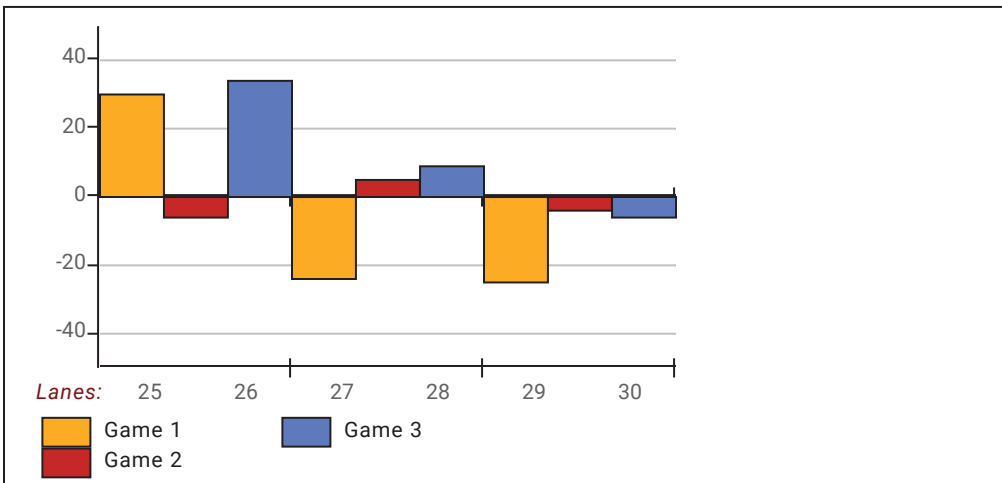
Team Average vs Avg of Scores



Average of Scores for Each Game

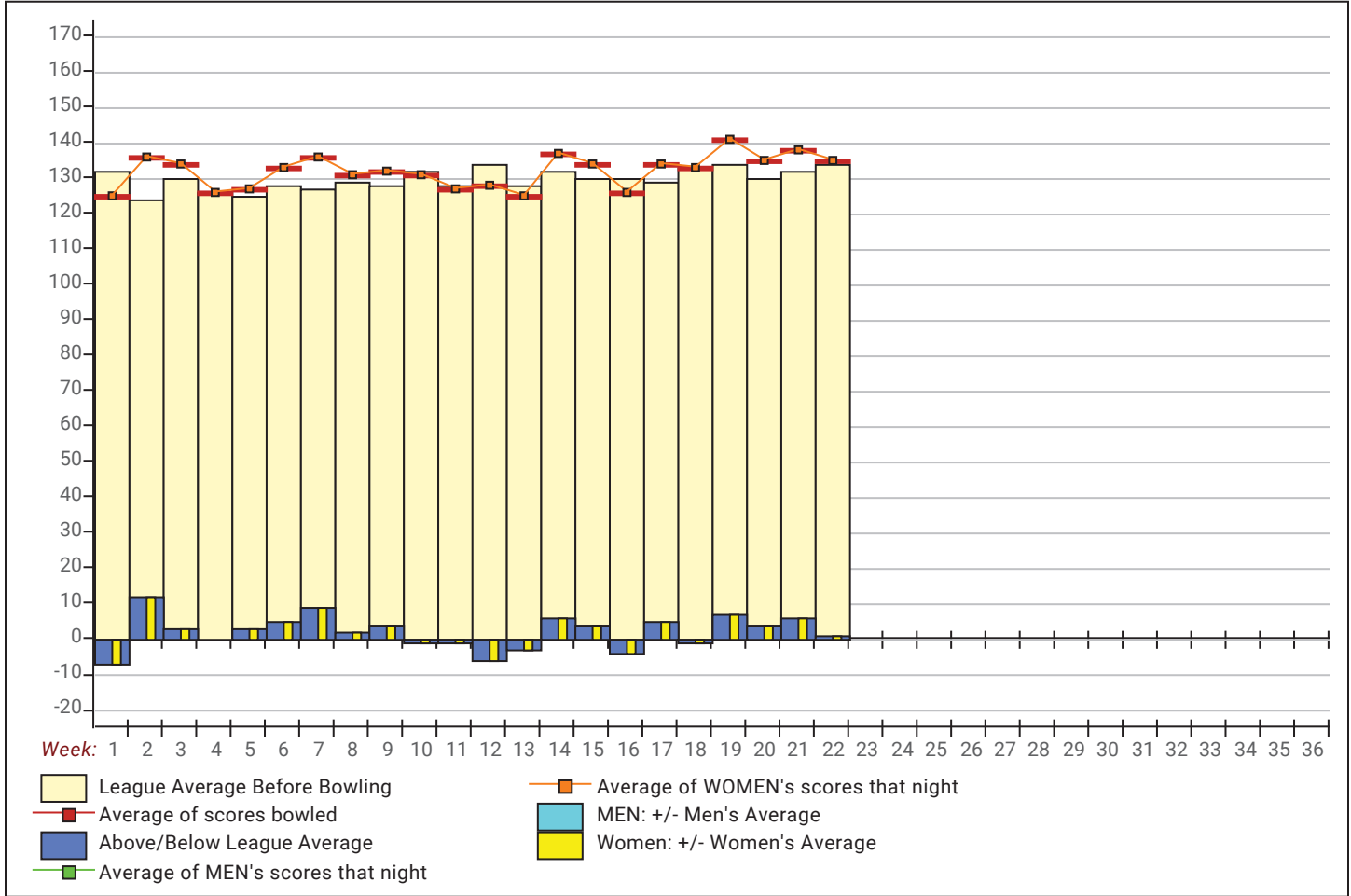


Amount Over/Under Team Average



This report is for scores bowled February 2 which is Week 22 of 33

League Average Week-by-Week



League Average Statistics for Last Week

	League	Right Hand	Left Hand
League Average Before Bowling	133.76	132.72	147.19
Average of scores bowled that night	134.64	134.03	142.67
New League Average After Bowling	133.77	132.76	146.98
Change in League Average	.02	.03	-.21
People Who Bowled Over Average	4	4	
People Who Bowled Under Average	10	9	1
Average Amount of Series Over Avg	43.75	43.75	
Average Amount of Series Under Avg	-12.10	-12.00	-13.00
Difference Avg, NiteAvg	1.29	1.72	-4.33
Number of Bowlers	14	13	1
Number of Games Bowled	42	39	3
People Who Raised Their Average	4	4	
Raised By an Average of This Amount	.76	.76	
People Who Lowered Their Average	10	9	1
Lowered By an Average of This Amou	-.28	-.29	-.21
Number of Games Bowled Over Avera	20	18	2
Number of Games Bowled Under Avera	20	19	1

Note: Averages are based only on people who bowled.

Newcomers 2021-22

Big Apple Fun Center

Team Standings

Place	Team Name	Avg p/gm	Points Won	Points Lost	Year-To-Date WON	Y-T-D LOST
1	Tub's Pub	394	17	7	46	42
2	Pin Drops	382	16	8	57	31
3	Hits & Mrs	398	14	10	53	35
4	Day Dreamers	378	11	13	45½	42½
5	Bowlin' Babes	395	10	14	50½	37½
6	Bye		4	20	12	76

*** Although not shown, standings are determined by points only for the current split

Last Week's Top Scores

Scratch Game		Scratch Series		Handicap Game		Handicap Series	
186	Deb Gibbs	498	Deb Gibbs	242	Deb Gibbs	666	Deb Gibbs
171	Lynda Ogle	452	Lynda Ogle	220	Lynda Ogle	599	Lynda Ogle
167	Linda Fees	429	Linda Fees	217	Linda Fees	579	Linda Fees
159	Jodi Daily	428	Jodi Daily	210	Beth Bryan	566	Beth Bryan
158	Beth Bryan	423	Jen Landanger	201	Jodi Daily	564	Jen Landanger
148	Jen Landanger	414	Diane Canfield	198	Crystal Dailey	561	Diane Canfield
147	Nancy Bamrick	410	Beth Bryan	195	Jen Landanger	554	Jodi Daily
143	Sheryl Cochran	409	Nancy Bamrick	192	Nancy Bamrick	550	Micki Vest
141	Diane Canfield	391	Sheryl Cochran	192	Micki Vest	549	Crystal Dailey
140	Crystal Dailey	376	Micki Vest	190	Sheryl Cochran	547	Debra Kermmoade
				190	Diane Canfield		