

Newcomers 2021-22

Wednesday 9:30 am

Big Apple Fun Center

Lanes 25 - 30

President: Linda Fees

Secretary/Treasurer: Jodi Daily

Team Standings

Place	#	Team Name	Points Won	Points Lost	%Won	Pins + HDCP	Scratch Pins	Avg p/gm	Year-To-Date WON	Y-T-D LOST	Y-T-D % WON
1	6	Tub's Pub	15	5	75.0	35231	24923	395	44	40	52.4
2	3	Hits & Mrs	14	6	70.0	35754	25080	398	53	31	63.1
3	1	Pin Drops	14	6	70.0	35375	24068	382	55	29	65.5
4	2	Day Dreamers	7	13	35.0	35080	23665	375	41½	42½	49.4
5	4	Bowlin' Babes	7	13	35.0	34911	24870	394	47½	36½	56.5
6	5	Bye	3	17		0	0		11	73	13.1

Review of Last Week's Bowling.....

Lanes	Team Name	HDCP -1-	HDCP -2-	HDCP -3-	HDCP Total	Last Wk WON		Team Name	HDCP -1-	HDCP -2-	HDCP -3-	HDCP Total	Last Wk WON
25-26	Bye	0	0	0	0	0	<-->	Tub's Pub	530	596	542	1668	4
27-28	Pin Drops	566	583	529	1678	3	<-->	Day Dreamers	522	565	561	1648	1
29-30	Hits & Mrs	564	602	626	1792	4	<-->	Bowlin' Babes	556	576	586	1718	0

Lane Assignments

	25-26	27-28	29-30
Wk22 02/02	2- 3	5- 4	1- 6
Wk23 02/09	6- 4	3- 1	2- 5
Wk24 02/16	3- 5	2- 6	4- 1

Last Week's Top Scores

Team Scratch Game		Team Scratch Series		Team Handicap Game		Team Handicap Series	
469	Hits & Mrs	1321	Hits & Mrs	626	Hits & Mrs	1792	Hits & Mrs
433	Tub's Pub	1238	Bowlin' Babes	596	Tub's Pub	1718	Bowlin' Babes
426	Bowlin' Babes	1179	Tub's Pub	586	Bowlin' Babes	1678	Pin Drops
411	Pin Drops	1162	Pin Drops	583	Pin Drops	1668	Tub's Pub
403	Day Dreamers	1162	Day Dreamers	565	Day Dreamers	1648	Day Dreamers
Scratch Game		Scratch Series		Handicap Game		Handicap Series	
172	Lynn Eacker	481	Sheryl Cochran	241	Lynn Eacker	638	Diane Canfield
170	Sheryl Cochran	458	Diane Canfield	218	Sheryl Cochran	630	Donna Michel
161	Nancy Bamrick	456	Nancy Bamrick	216	Donna Michel	625	Sheryl Cochran
155	Linda Fees	444	Donna Michel	215	Diane Canfield	594	Nancy Bamrick
155	Diane Canfield	421	Lynda Ogle	207	Nancy Bamrick	573	Lynn Eacker
154	Lynda Ogle	411	Linda Fees	205	Linda Fees	568	Lynda Ogle
154	Donna Michel	407	Jodi Daily	203	Lynda Ogle	564	Deb Gibbs

Season High Scores

Team Scratch Game		Team Scratch Series		Team Handicap Game		Team Handicap Series	
505	Tub's Pub	1360	Hits & Mrs	686	Tub's Pub	1867	Hits & Mrs
504	Hits & Mrs	1342	Bowlin' Babes	673	Hits & Mrs	1834	Bowlin' Babes
474	Bowlin' Babes	1290	Pin Drops	641	Day Dreamers	1814	Tub's Pub
451	Day Dreamers	1281	Tub's Pub	638	Bowlin' Babes	1786	Day Dreamers
450	Pin Drops	1258	Day Dreamers	622	Pin Drops	1779	Pin Drops
Scratch Game		Scratch Series		Handicap Game		Handicap Series	
215	Steph Meier	540	Jodi Daily	281	Steph Meier	684	Jodi Daily
209	Jodi Daily	526	Nancy Bamrick	258	Lynda Ogle	678	Randi Stucker
202	Lynda Ogle	502	Pat Bowie	257	Jodi Daily	676	Steph Meier
198	Pat Bowie	502	Lynda Ogle	249	Nancy Bamrick	670	Nancy Bamrick
193	Nancy Bamrick	501	Jen Landanger	246	Jo Johnson	670	Lynda Ogle
186	Crystal Dailey	492	Steph Meier	246	Donna Michel	648	Jen Landanger
185	Linda Fees	481	Sheryl Cochran	243	Pat Bowie	646	Deb Gibbs
				243	Crystal Dailey		

Team Rosters

1 - Pin Drops

Name	Avg	HDCP	Pins	Gms	High Game	High Sers	HDCP Game	HDCP Sers	Most Improved Avg +/-	To Raise Avg +1	To Drop Avg -1	Weekly Over Avg Series Avg +/-
Sheryl S. Cochran	141	47	5090	36	170	481	219	627	139 +2.39	448	408	481 - 417=64
Beth Bryan	134	52	5654	42	172	439	224	616	135 -0.38	421	375	384 - 405=-21
Debra K. Kermmoade	127	58	3446	27	158	418	225	608	124 +3.63	394	363	
Megan R. Deaver	109	72	2625	24	147	378	227	618	107 +2.38	345	317	
Randi K. Stucker	127	58	4988	39	170	468	236	678	129 -1.10	388	345	

2 - Day Dreamers

Name	Avg	HDCP	Pins	Gms	High Game	High Sers	HDCP Game	HDCP Sers	Most Improved Avg +/-	To Raise Avg +1	To Drop Avg -1	Weekly Over Avg Series Avg +/-
Jen Landanger	141	47	4241	30	177	501	227	648	137 +4.37	445	411	
Micki Vest	127	58	6490	51	175	432	239	624	129 -1.75	422	367	376 - 381=-5
Deb Gibbs	129	56	6584	51	171	475	230	646	131 -1.90	436	381	393 - 384=9
Cierra Schaepler	85	92	681	8	105	279	201	567		265	253	
Sue Bartels	107	74	2256	21	148	404	226	638	107 +0.43	336	311	

3 - Hits & Mrs

Name	Avg	HDCP	Pins	Gms	High Game	High Sers	HDCP Game	HDCP Sers	Most Improved Avg +/-	To Raise Avg +1	To Drop Avg -1	Weekly Over Avg Series Avg +/-
Nancy Bamrick	143	45	7722	54	193	526	249	670	142 +1.00	486	428	456 - 426=30
Donna J. Michel	124	60	4867	39	182	444	246	630	118 +6.79	383	340	444 - 366=78
Lynda M. Ogle	138	49	8703	63	202	502	258	670	130 +8.14	471	404	421 - 414=7
Pam J. Maloley	125	60	376	3	138	376	198	556		380	373	
Pam Witter	112	70	677	6	141	355	215	577		340	330	

4 - Bowlin' Babes

Name	Avg	HDCP	Pins	Gms	High Game	High Sers	HDCP Game	HDCP Sers	Most Improved Avg +/-	To Raise Avg +1	To Drop Avg -1	Weekly Over Avg Series Avg +/-
Bronte M. Nielsen	113	69	1253	11	152	405	210	579		343	328	
Crystal S. Dailey	127	58	8045	63	186	456	243	633	128 -0.30	403	336	373 - 381=-8
Jodi Daily	147	42	9273	63	209	540	257	684	155 -7.81	495	428	407 - 441=-34
Jo Johnson	133	53	3591	27	184	440	246	626	131 +2.00	429	398	
Diane L. Canfield	138	49	830	6	155	458	224	638		421	411	458 - 372=86

5 - Bye

6 - Tub's Pub

Name	Avg	HDCP	Pins	Gms	High Game	High Sers	HDCP Game	HDCP Sers	Most Improved Avg +/-	To Raise Avg +1	To Drop Avg -1	Weekly Over Avg Series Avg +/-
Linda K. Fees	137	50	6892	50	185	474	237	633	135 +2.84	422	368	411 - 411=0
Lynn R. Eacker	114	68	6855	60	175	416	241	608	119 -4.75	390	326	366 - 339=27
Pat L. Bowie	144	44	7367	51	198	502	243	637	147 -2.55	463	408	
Steph Meier	146	43	1321	9	215	492	281	676		443	430	

Individual High Averages

147.19 Jodi Daily	144.45 Pat Bowie	143.00 Nancy Bamrick
141.39 Sheryl Cochran	141.37 Jen Landanger	138.14 Lynda Ogle

Most Improved Average

130 to 138.14 = +8.14 Lynda Ogle	118 to 124.79 = +6.79 Donna Michel	137 to 141.37 = +4.37 Jen Landanger
124 to 127.63 = +3.63 Debra Kermmoad	135 to 137.84 = +2.84 Linda Fees	139 to 141.39 = +2.39 Sheryl Cochran

Most Un-Improved Averages

155 to 147.19 = -7.81 Jodi Daily	119 to 114.25 = -4.75 Lynn Eacker	147 to 144.45 = -2.55 Pat Bowie
131 to 129.10 = -1.90 Deb Gibbs	129 to 127.25 = -1.75 Micki Vest	129 to 127.90 = -1.10 Randi Stucker

Local and Bowling Center Awards

Name	USBC ID Number	Award Average	Award Games	G1	G2	G3	Series	Award Score	Award Received
Lynn R. Eacker	4132-179 USBC	113	57	104	172	90	366	172	150 Game (Local Assoc. Awards)

Newcomers 2021-22

Big Apple Fun Center

Reprint of Scores -- Week 21

Lane 25 5 - Bye Week 21 1/26/2022

Name	Old Avg	Old HDCP	-1-	-2-	-3-	Total	HDCP Total
No one bowled							

Lane 26 6 - Tub's Pub Week 21 1/26/2022

Name	Old Avg	Old HDCP	-1-	-2-	-3-	Total	HDCP Total
Linda K. Fees	137	50	129	127	155	411	561
Lynn R. Eacker	113	69	104	172	90	366	573
Pat L. Bowie	144	44	a134	a134	a134	402	534
			====	====	====	====	====
Scratch Total			367	433	379	1179	1179
Handicap			163	163	163		489
Total			530	596	542	1179	1668
Team Points Won			1.0	1.0	1.0	4.0	4.0

Lane 27 1 - Pin Drops Week 21 1/26/2022

Name	Old Avg	Old HDCP	-1-	-2-	-3-	Total	HDCP Total
Sheryl S. Cochran	139	48	161	170	150	481	625
Beth Bryan	135	52	134	142	108	384	540
Megan R. Deaver	109	72	a99	a99	a99	297	513
			====	====	====	====	====
Scratch Total			394	411	357	1162	1162
Handicap			172	172	172		516
Total			566	583	529	1162	1678
Team Points Won			1.0	1.0	0.0	3.0	3.0

Lane 28 2 - Day Dreamers Week 21 1/26/2022

Name	Old Avg	Old HDCP	-1-	-2-	-3-	Total	HDCP Total
Jen Landanger	141	47	a131	a131	a131	393	534
Micki Vest	127	58	114	137	125	376	550
Deb Gibbs	128	57	115	135	143	393	564
			====	====	====	====	====
Scratch Total			360	403	399	1162	1162
Handicap			162	162	162		486
Total			522	565	561	1162	1648
Team Points Won			0.0	0.0	1.0	1.0	1.0

Lane 29 3 - Hits & Mrs Week 21 1/26/2022

Name	Old Avg	Old HDCP	-1-	-2-	-3-	Total	HDCP Total
Nancy Bamrick	142	46	142	153	161	456	594
Donna J. Michel	122	62	148	142	154	444	630
Lynda M. Ogle	138	49	117	150	154	421	568
			====	====	====	====	====
Scratch Total			407	445	469	1321	1321
Handicap			157	157	157		471
Total			564	602	626	1321	1792
Team Points Won			1.0	1.0	1.0	4.0	4.0

Lane 30 4 - Bowlin' Babes Week 21 1/26/2022

Name	Old Avg	Old HDCP	-1-	-2-	-3-	Total	HDCP Total
Crystal S. Dailey	127	58	114	130	129	373	547
Jodi Daily	147	42	133	132	142	407	533
Diane L. Canfield	124	60	149	154	155	458	638
			====	====	====	====	====
Scratch Total			396	416	426	1238	1238
Handicap			160	160	160		480
Total			556	576	586	1238	1718
Team Points Won			0.0	0.0	0.0	0.0	0.0

Newcomers 2021-22

Big Apple Fun Center

Change in Average

Name	-----Old-----		Old				Total	---Average Change---			Weekly Over Avg Series Avg +/-
	Pins	Games	Avg	-1-	-2-	-3-		New - Old	---> +/-	=	
Nancy Bamrick	7266	51	142	142	153	161	456	143.00	- 142.47	= 0.53	456 - 426=30
Sue Bartels	2256	21	107				0	107.43	- 107.43	= 0.00	
Pat L. Bowie	7367	51	144	a134	a134	a134	402	144.45	- 144.45	= 0.00	
Beth Bryan	5270	39	135	134	142	108	384	134.62	- 135.13	= -0.51	384 - 405=-21
Diane L. Canfield	372	3	124	149	154	155	458	138.33	- 124.00	= 14.33	458 - 372=86
Sheryl S. Cochran	4609	33	139	161	170	150	481	141.39	- 139.67	= 1.72	481 - 417=64
Crystal S. Dailey	7672	60	127	114	130	129	373	127.70	- 127.87	= -0.17	373 - 381=-8
Jodi Daily	8866	60	147	133	132	142	407	147.19	- 147.77	= -0.58	407 - 441=-34
Megan R. Deaver	2625	24	109	a99	a99	a99	297	109.38	- 109.38	= 0.00	
Lynn R. Eacker	6489	57	113	104	172	90	366	114.25	- 113.84	= 0.41	366 - 339=27
Linda K. Fees	6481	47	137	129	127	155	411	137.84	- 137.89	= -0.05	411 - 411=0
Deb Gibbs	6191	48	128	115	135	143	393	129.10	- 128.98	= 0.12	393 - 384=9
Jo Johnson	3591	27	133				0	133.00	- 133.00	= 0.00	
Debra K. Kermmoade	3446	27	127				0	127.63	- 127.63	= 0.00	
Jen Landanger	4241	30	141	a131	a131	a131	393	141.37	- 141.37	= 0.00	
Pam J. Maloley	376	3	125				0	125.33	- 125.33	= 0.00	
Steph Meier	1321	9	146				0	146.78	- 146.78	= 0.00	
Donna J. Michel	4423	36	122	148	142	154	444	124.79	- 122.86	= 1.93	444 - 366=78
Bronte M. Nielsen	1253	11	113				0	113.91	- 113.91	= 0.00	
Lynda M. Ogle	8282	60	138	117	150	154	421	138.14	- 138.03	= 0.11	421 - 414=7
Cierra Schaepler	681	8	85				0	85.13	- 85.13	= 0.00	
Randi K. Stucker	4988	39	127				0	127.90	- 127.90	= 0.00	
Micki Vest	6114	48	127	114	137	125	376	127.25	- 127.38	= -0.12	376 - 381=-5
Pam Witter	677	6	112				0	112.83	- 112.83	= 0.00	

Newcomers 2021-22

age 1

Big Apple Fun Center

* Bowlers listed must have a minimum of 1 games.

High Average Listing

	<u>Name</u>	<u>True Average</u>	<u>Pins</u>	<u>Gms</u>	<u>To Raise Avg +1</u>	<u>To Drop Avg -1</u>
1	Jodi Daily	147.19	9273	63	495	428
2	Steph Meier	146.78	1321	9	443	430
3	Pat L. Bowie	144.45	7367	51	463	408
4	Nancy Bamrick	143.00	7722	54	486	428
5	Sheryl S. Cochran	141.39	5090	36	448	408
6	Jen Landanger	141.37	4241	30	445	411
7	Diane L. Canfield	138.33	830	6	421	411
8	Lynda M. Ogle	138.14	8703	63	471	404
9	Linda K. Fees	137.84	6892	50	422	368
10	Beth Bryan	134.62	5654	42	421	375
11	Jo Johnson	133.00	3591	27	429	398
12	Deb Gibbs	129.10	6584	51	436	381
13	Randi K. Stucker	127.90	4988	39	388	345
14	Crystal S. Dailey	127.70	8045	63	403	336
15	Debra K. Kermmoade	127.63	3446	27	394	363
16	Micki Vest	127.25	6490	51	422	367
17	Pam J. Maloley	125.33	376	3	380	373
18	Donna J. Michel	124.79	4867	39	383	340
19	Lynn R. Eacker	114.25	6855	60	390	326
20	Bronte M. Nielsen	113.91	1253	11	343	328
21	Pam Witter	112.83	677	6	340	330
22	Megan R. Deaver	109.38	2625	24	345	317
23	Sue Bartels	107.43	2256	21	336	311
24	Cierra Schaepler	85.13	681	8	265	253

Newcomers 2021-22

Big Apple Fun Center

* Bowlers listed must have a minimum of 21 games.

Note: This report includes information through January 26 which is Week 21 of 33

Most Improved Averages

<u>Name</u>	<u>True Average</u>	<u>Most Improved Avg</u>	<u>+/-</u>	<u>Name</u>	<u>True Average</u>	<u>Most Improved Avg</u>	<u>+/-</u>
Lynda M. Ogle	138.14	130	+8.14	Sue Bartels	107.43	107	+0.43
Donna J. Michel	124.79	118	+6.79	Crystal S. Dailey	127.70	128	-0.30
Jen Landanger	141.37	137	+4.37	Beth Bryan	134.62	135	-0.38
Debra K. Kermmoade	127.63	124	+3.63	Randi K. Stucker	127.90	129	-1.10
Linda K. Fees	137.84	135	+2.84	Micki Vest	127.25	129	-1.75
Sheryl S. Cochran	141.39	139	+2.39	Deb Gibbs	129.10	131	-1.90
Megan R. Deaver	109.38	107	+2.38	Pat L. Bowie	144.45	147	-2.55
Jo Johnson	133.00	131	+2.00	Lynn R. Eacker	114.25	119	-4.75
Nancy Bamrick	143.00	142	+1.00	Jodi Daily	147.19	155	-7.81

Newcomers 2021-22

Big Apple Fun Center

Most Pins Over Average

Name	-----Old-----		Old				Total	---Average Change---			Weekly Over Avg
	Pins	Games	Avg	-1-	-2-	-3-		New - Old	---> +/-	Series Avg +/-	
Diane L. Canfield	372	3	124	149	154	155	458	138.33	- 124.00	= 14.33	458 - 372=86
Donna J. Michel	4423	36	122	148	142	154	444	124.79	- 122.86	= 1.93	444 - 366=78
Sheryl S. Cochran	4609	33	139	161	170	150	481	141.39	- 139.67	= 1.72	481 - 417=64
Nancy Bamrick	7266	51	142	142	153	161	456	143.00	- 142.47	= 0.53	456 - 426=30
Lynn R. Eacker	6489	57	113	104	172	90	366	114.25	- 113.84	= 0.41	366 - 339=27
Deb Gibbs	6191	48	128	115	135	143	393	129.10	- 128.98	= 0.12	393 - 384=9
Lynda M. Ogle	8282	60	138	117	150	154	421	138.14	- 138.03	= 0.11	421 - 414=7
Linda K. Fees	6481	47	137	129	127	155	411	137.84	- 137.89	= -0.05	411 - 411=0
Micki Vest	6114	48	127	114	137	125	376	127.25	- 127.38	= -0.12	376 - 381=-5
Crystal S. Dailey	7672	60	127	114	130	129	373	127.70	- 127.87	= -0.17	373 - 381=-8
Beth Bryan	5270	39	135	134	142	108	384	134.62	- 135.13	= -0.51	384 - 405=-21
Jodi Daily	8866	60	147	133	132	142	407	147.19	- 147.77	= -0.58	407 - 441=-34

Newcomers 2021-22

Big Apple Fun Center

This report is for scores bowled January 26 which is Week 21 of 33

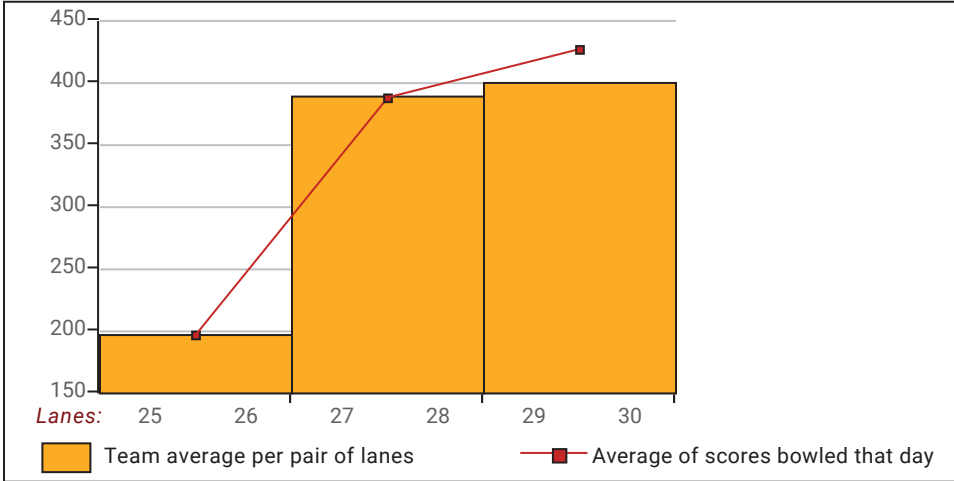
This Week's Statistics: Lefties vs Righties

Unless designated left handed, bowlers are considered right handed.

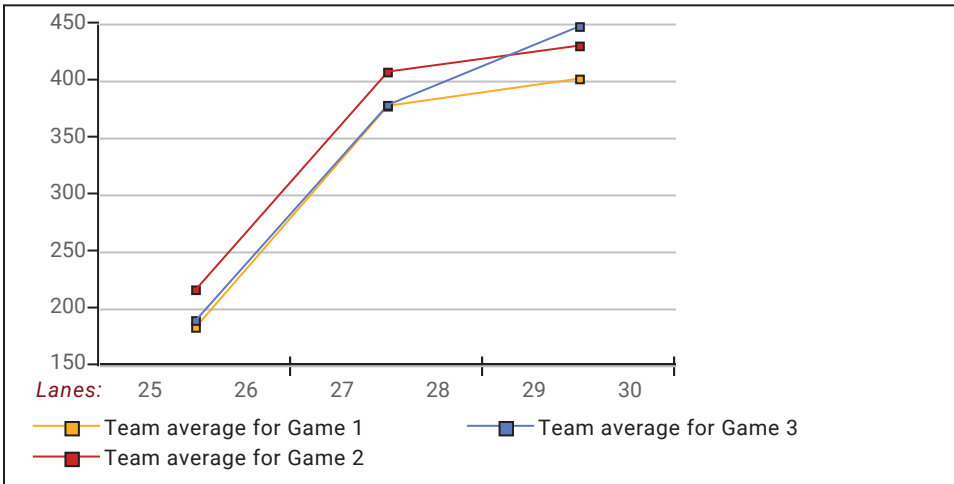
	Over All	Right	Left
How many people bowled	12	11	1
Number of games bowled	36	33	3
Actual average of week's scores	138.06	138.27	135.67
How many games above average	21	21	0
How many games below average	14	11	3
Pins above/below average per game	6.47	8.09	-11.33
How many people raised average	7	7	--
by this amount	2.74	2.74	0.00
How many people went down	5	4	1
by this amount	-0.29	-0.21	-0.58
League average before bowling	132.16	130.74	147.77
League average after bowling	133.63	132.40	147.19
Change in league average	1.48	1.66	-0.58
800s	--	--	--
775s	--	--	--
750s	--	--	--
725s	--	--	--
700s	--	--	--
675s	--	--	--
650s	--	--	--
625s	--	--	--
600s	--	--	--
575s	--	--	--
550s	--	--	--
525s	--	--	--
500s	--	--	--
475s	1	1	--
450s	2	2	--
425s	1	1	--
400s	3	2	1
below 400	5	5	--
300s	--	--	--
275s	--	--	--
250s	--	--	--
225s	--	--	--
200s	--	--	--
175s	--	--	--
150s	12	12	--
125s	17	14	3
100s	6	6	--
below 100	1	1	--

This report is for scores bowled January 26 which is Week 21 of 33

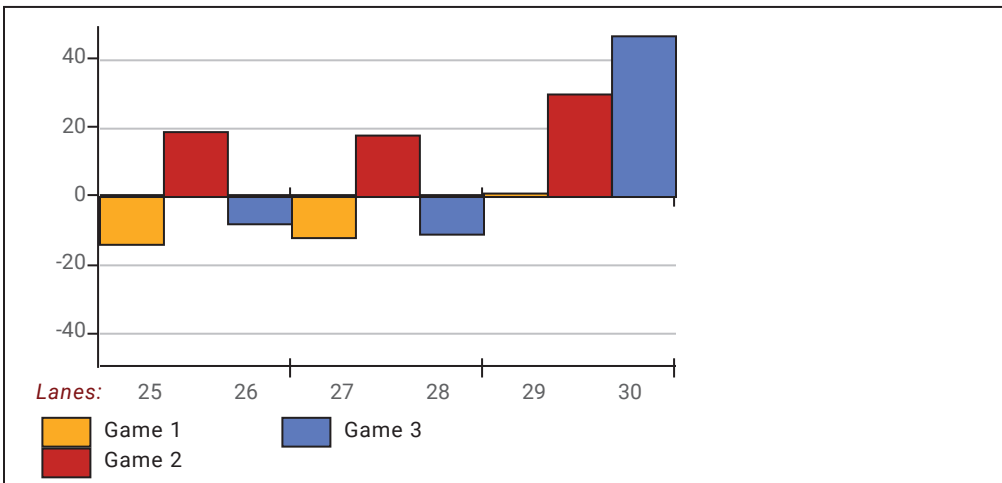
Team Average vs Avg of Scores



Average of Scores for Each Game

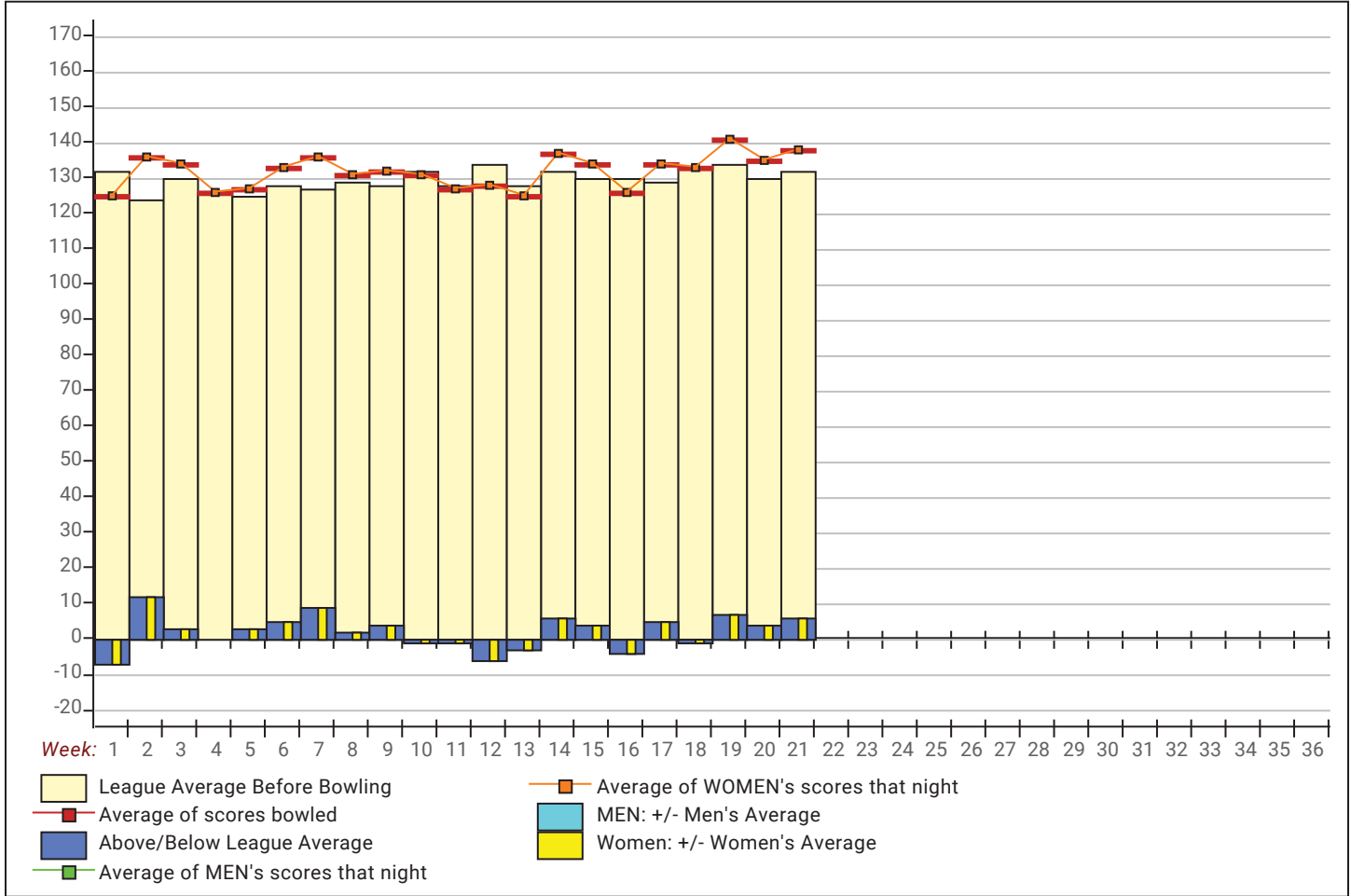


Amount Over/Under Team Average



This report is for scores bowled January 26 which is Week 21 of 33

League Average Week-by-Week



League Average Statistics for Last Week

	League	Right Hand	Left Hand
League Average Before Bowling	132.16	130.74	147.77
Average of scores bowled that night	138.06	138.27	135.67
New League Average After Bowling	133.63	132.40	147.19
Change in League Average	1.48	1.66	-.58
People Who Bowled Over Average	7	7	
People Who Bowled Under Average	5	4	1
Average Amount of Series Over Avg	43.00	43.00	
Average Amount of Series Under Avg	-13.60	-8.50	-34.00
Difference Avg, NiteAvg	6.47	8.09	-11.33
Number of Bowlers	12	11	1
Number of Games Bowled	36	33	3
People Who Raised Their Average	7	7	
Raised By an Average of This Amount	2.74	2.74	
People Who Lowered Their Average	5	4	1
Lowered By an Average of This Amou	-.29	-.21	-.58
Number of Games Bowled Over Avera	21	21	
Number of Games Bowled Under Avera	14	11	3

Note: Averages are based only on people who bowled.

Newcomers 2021-22

Big Apple Fun Center

Team Standings

<u>Place</u>	<u>Team Name</u>	<u>Avg p/gm</u>	<u>Points Won</u>	<u>Points Lost</u>	<u>Year-To-Date WON</u>	<u>Y-T-D LOST</u>
1	Tub's Pub	395	15	5	44	40
2	Hits & Mrs	398	14	6	53	31
3	Pin Drops	382	14	6	55	29
4	Day Dreamers	375	7	13	41 ½	42 ½
5	Bowlin' Babes	394	7	13	47 ½	36 ½
6	Bye		3	17	11	73

***** Although not shown, standings are determined by points only for the current split**

Last Week's Top Scores

<u>Scratch Game</u>		<u>Scratch Series</u>		<u>Handicap Game</u>		<u>Handicap Series</u>	
172	Lynn Eacker	481	Sheryl Cochran	241	Lynn Eacker	638	Diane Canfield
170	Sheryl Cochran	458	Diane Canfield	218	Sheryl Cochran	630	Donna Michel
161	Nancy Bamrick	456	Nancy Bamrick	216	Donna Michel	625	Sheryl Cochran
155	Linda Fees	444	Donna Michel	215	Diane Canfield	594	Nancy Bamrick
155	Diane Canfield	421	Lynda Ogle	207	Nancy Bamrick	573	Lynn Eacker
154	Lynda Ogle	411	Linda Fees	205	Linda Fees	568	Lynda Ogle
154	Donna Michel	407	Jodi Daily	203	Lynda Ogle	564	Deb Gibbs
143	Deb Gibbs	393	Deb Gibbs	200	Deb Gibbs	561	Linda Fees
142	Beth Bryan	384	Beth Bryan	195	Micki Vest	550	Micki Vest
142	Jodi Daily	376	Micki Vest	194	Beth Bryan	547	Crystal Dailey