

# Newcomers 2025-26

Wednesday 9:30 am

## Big Apple Fun Center

Lanes 9 - 14

President: Linda Fees (308)627-6143

Secretary/Treasurer: Kathy Rogers (308)765-0281

### Team Standings

Place	#	Team Name	Points Won	Points Lost	%Won	Pins + HDCP	Scratch Pins	Avg p/gm	High Game	High Sers	HDCP Game	HDCP Sers
1	4	Tub's Pub	11	5	68.8	31963	21880	383	521	1275	698	1804
2	3	Pindrops	10	6	62.5	31333	20842	365	446	1190	628	1745
3	5	Bowlin' Babes	8	8	50.0	32290	23380	410	515	1390	675	1884
4	1	Day Dreamers	8	8	50.0	31503	21798	382	456	1229	627	1721
5	2	Lucky Ducks	8	8	50.0	31401	19257	337	421	1108	648	1762
6	6	Bye Team	3	13		0	0		0	0	0	0

### Review of Last Week's Bowling.....

Lanes	Team Name	HDCP -1-	HDCP -2-	HDCP -3-	HDCP Total	Last Wk WON	Team Name	HDCP -1-	HDCP -2-	HDCP -3-	HDCP Total	Last Wk WON
9-10	Tub's Pub	575	566	567	1708	4	<---> Lucky Ducks	509	524	535	1568	0
11-12	Day Dreamers	583	578	560	1721	3	<---> Bowlin' Babes	582	584	513	1679	1
13-14	Pindrops	587	503	550	1640	3	<---> Bye Team	0	0	0	0	1

### Lane Assignments

	9-10	11-12	13-14
Wk20 02/04	1- 3	6- 4	5- 2
Wk21 02/11	5- 6	1- 2	3- 4
Wk22 02/18	2- 3	5- 4	1- 6

### Last Week's Top Scores

Team Scratch Game		Team Scratch Series		Team Handicap Game		Team Handicap Series	
435	Bowlin' Babes	1232	Bowlin' Babes	587	Pindrops	1721	Day Dreamers
419	Day Dreamers	1229	Day Dreamers	584	Bowlin' Babes	1708	Tub's Pub
406	Pindrops	1162	Tub's Pub	583	Day Dreamers	1679	Bowlin' Babes
393	Tub's Pub	1097	Pindrops	575	Tub's Pub	1640	Pindrops
333	Lucky Ducks	962	Lucky Ducks	535	Lucky Ducks	1568	Lucky Ducks
Scratch Game		Scratch Series		Handicap Game		Handicap Series	
181	Susie Larson	468	Jen Landanger	224	Susie Larson	600	Jen Landanger
179	Jen Landanger	454	Susie Larson	223	Jen Landanger	596	Deb Gibbs
172	Lynda Ogle	424	Lynda Ogle	221	Lynda Ogle	584	Jo Johnson
161	Deb Gibbs	416	Deb Gibbs	221	Deb Gibbs	583	Susie Larson
143	Debra Kermmoade	416	Jo Johnson	203	Sheryl Cochran	580	Lynn Eacker
141	Jo Johnson	396	Debra Kermmoade	202	Lynn Eacker	571	Lynda Ogle
137	Linda Fees	379	Linda Fees	200	Debra Kermmoade	567	Debra Kermmoade
136	Sheryl Cochran	374	Kathy Rogers	197	Jo Johnson	563	Sheryl Cochran
131	Lynn Eacker	367	Lynn Eacker	192	Linda Fees	544	Linda Fees
131	Randi Stucker	362	Sheryl Cochran	190	Sharon Cordes	539	Kathy Rogers

### Season High Scores

Team Scratch Game		Team Scratch Series		Team Handicap Game		Team Handicap Series	
521	Tub's Pub	1390	Bowlin' Babes	698	Tub's Pub	1884	Bowlin' Babes
515	Bowlin' Babes	1275	Tub's Pub	675	Bowlin' Babes	1804	Tub's Pub
456	Day Dreamers	1229	Day Dreamers	648	Lucky Ducks	1762	Lucky Ducks
446	Pindrops	1190	Pindrops	628	Pindrops	1745	Pindrops
421	Lucky Ducks	1108	Lucky Ducks	627	Day Dreamers	1721	Day Dreamers

**Season High Scores - Continued**

Scratch Game		Scratch Series		Handicap Game		Handicap Series	
218	Susie Larson	528	Susie Larson	270	Susie Larson	684	Susie Larson
200	Randi Stucker	504	Jen Landanger	256	Randi Stucker	645	Jen Landanger
198	Jen Landanger	492	Pat Bowie	255	Kathy Rogers	643	Sharon Cordes
198	Kathy Rogers	480	Lynda Ogle	249	Lynn Eacker	642	Pat Bowie
185	Pat Bowie	460	Crystal Dailey	248	Kim Hynes	642	Lynda Ogle
182	Lynda Ogle	459	Kathy Rogers	244	Sharon Cordes	637	Crystal Dailey
176	Lynn Eacker	445	Randi Stucker	242	Jen Landanger	630	Kathy Rogers
173	Crystal Dailey	437	Debra Kermmoade	238	Pat Bowie	617	Debra Kermmoade
170	Deb Gibbs	431	Linda Fees	235	Lynda Ogle	616	Randi Stucker
168	Debra Kermmoade	427	Jo Johnson	234	Crystal Dailey	607	Sheryl Cochran

**Team Rosters**

**1 - Day Dreamers**

Name	Avg	HDCP	Pins	Gms	High Game	High Sers	HDCP Game	HDCP Sers	0's	100's	200's	0's	400's	500's
Jen Landanger	146	43	3944	27	198	504	242	645	--	27	--	--	8	1
Deb Gibbs	126	59	6079	48	170	421	230	601	1	47	--	11	5	--
Kayla S. Parker	125	60	3757	30	157	419	218	602	3	27	--	8	2	--
Kristen A. Pavelka	115	68	2423	21	153	380	221	584	5	16	--	7	--	--

**2 - Lucky Ducks**

Name	Avg	HDCP	Pins	Gms	High Game	High Sers	HDCP Game	HDCP Sers	0's	100's	200's	0's	400's	500's
Kathy Rogers	130	56	7449	57	198	459	255	630	3	54	--	13	6	--
Sharon K. Cordes	117	66	6706	57	160	414	244	643	10	47	--	16	3	--
Kim Hynes	97	82	2048	21	157	343	248	599	12	9	--	7	--	--

**3 - Pindrops**

Name	Avg	HDCP	Pins	Gms	High Game	High Sers	HDCP Game	HDCP Sers	0's	100's	200's	0's	400's	500's
Beth Bryan	116	67	2788	24	141	403	194	559	3	21	--	7	1	--
Sheryl S. Cochran	116	67	3976	34	146	403	214	607	9	25	--	10	1	--
Debra K. Kermmoade	128	57	5413	42	168	437	227	617	3	39	--	9	5	--
Randi K. Stucker	127	58	5745	45	200	445	256	616	1	43	1	10	5	--

**4 - Tub's Pub**

Name	Avg	HDCP	Pins	Gms	High Game	High Sers	HDCP Game	HDCP Sers	0's	100's	200's	0's	400's	500's
Linda K. Fees	131	55	6944	53	167	431	221	599	--	53	--	10	7	--
Lynn R. Eacker	112	70	5729	51	176	377	249	593	13	38	--	17	--	--
Pat L. Bowie	140	48	6724	48	185	492	238	642	--	48	--	6	10	--
Jo A. Johnson	131	55	1971	15	163	427	209	584	--	15	--	3	2	--

**5 - Bowlin' Babes**

Name	Avg	HDCP	Pins	Gms	High Game	High Sers	HDCP Game	HDCP Sers	0's	100's	200's	0's	400's	500's
Crystal S. Dailey	128	57	6169	48	173	460	234	637	1	47	--	12	4	--
Lynda M. Ogle	138	49	7897	57	182	480	235	642	--	57	--	7	12	--
Susie Larson	146	43	7475	51	218	528	270	684	--	50	1	2	14	1
Jodi Daily	0	0	0	0	0	0			--	--	--	--	--	--

**6 - Bye Team**

**Individual High Averages**

146.57	Susie Larson	146.07	Jen Landanger	140.08	Pat Bowie
138.54	Lynda Ogle	131.02	Linda Fees	130.68	Kathy Rogers

***Most Improved Average***

---

135 to 146.57 = +11.57 Susie Larson	132 to 140.08 = +8.08 Pat Bowie	132 to 138.54 = +6.54 Lynda Ogle
125 to 130.68 = +5.68 Kathy Rogers	123 to 127.67 = +4.67 Randi Stucker	122 to 126.65 = +4.65 Deb Gibbs

***Most Un-Improved Averages***

---

117 to 116.17 = -0.83 Beth Bryan	117 to 116.94 = -0.06 Sheryl Cochran	146 to 146.07 = +0.07 Jen Landanger
115 to 115.38 = +0.38 Kristen Pavelka	97 to 97.52 = +0.52 Kim Hynes	117 to 117.65 = +0.65 Sharon Cordes

# Newcomers 2025-26

## Big Apple Fun Center

### Reprint of Scores -- Week 19

#### Lane 9 4 - Tub's Pub Week 19 1/28/2026

Name	Old	Old	-1-	-2-	-3-	Total	HDCP
	Avg	HDCP					Total
Linda K. Fees	bk131	55	121	121	137	379	544
Lynn R. Eacker	bk111	71	131	124	112	367	580
Jo A. Johnson	129	56	141	139	136	416	584
			====	====	====	====	====
Scratch Total			393	384	385	1162	1162
Handicap			182	182	182		546
Total			575	566	567	1162	1708
Team Points Won			1.0	1.0	1.0	4.0	4.0

#### Lane 10 2 - Lucky Ducks Week 19 1/28/2026

Name	Old	Old	-1-	-2-	-3-	Total	HDCP
	Avg	HDCP					Total
Kathy Rogers	bk131	55	130	123	121	374	539
Sharon K. Cordes	bk118	65	90	112	125	327	522
Kim Hynes	97	82	a87	a87	a87	261	507
			====	====	====	====	====
Scratch Total			307	322	333	962	962
Handicap			202	202	202		606
Total			509	524	535	962	1568
Team Points Won			0.0	0.0	0.0	0.0	0.0

#### Lane 11 1 - Day Dreamers Week 19 1/28/2026

Name	Old	Old	-1-	-2-	-3-	Total	HDCP
	Avg	HDCP					Total
Jen Landanger	bk144	44	143	179	146	468	600
Deb Gibbs	bk125	60	161	120	135	416	596
Kayla S. Parker	bk125	60	a115	a115	a115	345	525
			====	====	====	====	====
Scratch Total			419	414	396	1229	1229
Handicap			164	164	164		492
Total			583	578	560	1229	1721
Team Points Won			1.0	0.0	1.0	3.0	3.0

#### Lane 12 5 - Bowlin' Babes Week 19 1/28/2026

Name	Old	Old	-1-	-2-	-3-	Total	HDCP
	Avg	HDCP					Total
Crystal S. Dailey	bk128	57	a118	a118	a118	354	525
Lynda M. Ogle	bk138	49	134	172	118	424	571
Susie Larson	bk146	43	181	145	128	454	583
			====	====	====	====	====
Scratch Total			433	435	364	1232	1232
Handicap			149	149	149		447
Total			582	584	513	1232	1679
Team Points Won			0.0	1.0	0.0	1.0	1.0

#### Lane 13 3 - Pindrops Week 19 1/28/2026

Name	Old	Old	-1-	-2-	-3-	Total	HDCP
	Avg	HDCP					Total
Sheryl S. Cochran	bk116	67	132	94	136	362	563
Debra K. Kermmoade	bk128	57	143	125	128	396	567
Randi K. Stucker	bk128	57	131	103	105	339	510
			====	====	====	====	====
Scratch Total			406	322	369	1097	1097
Handicap			181	181	181		543
Total			587	503	550	1097	1640
Team Points Won			1.0	0.0	1.0	3.0	3.0

#### Lane 14 6 - Bye Team Week 19 1/28/2026

Name	Old	Old	-1-	-2-	-3-	Total	HDCP
	Avg	HDCP					Total
No one bowled							

# Newcomers 2025-26

## Big Apple Fun Center

\* Bowlers listed must have a minimum of 1 games.

### Change in Average

Name	-----Old-----		Old					---Average Change---			Weekly Over Avg
	Pins	Games	Avg	-1-	-2-	-3-	Total	New - Old	---> +/-	Series Avg +/-	
Pat L. Bowie	6724	48	bk140				0	140.08 - 140.08	=	0.00	
Beth Bryan	2788	24	bk116				0	116.17 - 116.17	=	0.00	
Sheryl S. Cochran	3614	31	bk116	132	94	136	362	116.94 - 116.58	=	0.36	362 - 348=14
Sharon K. Cordes	6379	54	bk118	90	112	125	327	117.65 - 118.13	=	-0.48	327 - 354=-27
Crystal S. Dailey	6169	48	bk128	a118	a118	a118	354	128.52 - 128.52	=	0.00	
Lynn R. Eacker	5362	48	bk111	131	124	112	367	112.33 - 111.71	=	0.63	367 - 333=34
Linda K. Fees	6565	50	bk131	121	121	137	379	131.02 - 131.30	=	-0.28	379 - 393=-14
Deb Gibbs	5663	45	bk125	161	120	135	416	126.65 - 125.84	=	0.80	416 - 375=41
Kim Hynes	2048	21	97	a87	a87	a87	261	97.52 - 97.52	=	0.00	
Jo A. Johnson	1555	12	129	141	139	136	416	131.40 - 129.58	=	1.82	416 - 387=29
Debra K. Kermmoade	5017	39	bk128	143	125	128	396	128.88 - 128.64	=	0.24	396 - 384=12
Jen Landanger	3476	24	bk144	143	179	146	468	146.07 - 144.83	=	1.24	468 - 432=36
Susie Larson	7021	48	bk146	181	145	128	454	146.57 - 146.27	=	0.30	454 - 438=16
Lynda M. Ogle	7473	54	bk138	134	172	118	424	138.54 - 138.39	=	0.15	424 - 414=10
Kayla S. Parker	3757	30	bk125	a115	a115	a115	345	125.23 - 125.23	=	0.00	
Kristen A. Pavelka	2423	21	bk115				0	115.38 - 115.38	=	0.00	
Kathy Rogers	7075	54	bk131	130	123	121	374	130.68 - 131.02	=	-0.33	374 - 393=-19
Randi K. Stucker	5406	42	bk128	131	103	105	339	127.67 - 128.71	=	-1.05	339 - 384=-45

# Newcomers 2025-26

## Big Apple Fun Center

\* Bowlers listed must have a minimum of 1 games.

### High Average Listing

	<u>Name</u>	<u>True Average</u>	<u>Pins</u>	<u>Gms</u>	<u>To Raise Avg +1</u>	<u>To Drop Avg -1</u>
1	Susie Larson	146.57	7475	51	463	408
2	Jen Landanger	146.07	3944	27	466	435
3	Pat L. Bowie	140.08	6724	48	467	415
4	Lynda M. Ogle	138.54	7897	57	443	382
5	Jo A. Johnson	131.40	1971	15	405	386
6	Linda K. Fees	131.02	6944	53	448	391
7	Kathy Rogers	130.68	7449	57	411	350
8	Debra K. Kermmoade	128.88	5413	42	392	346
9	Crystal S. Dailey	128.52	6169	48	410	358
10	Randi K. Stucker	127.67	5745	45	399	350
11	Deb Gibbs	126.65	6079	48	398	346
12	Kayla S. Parker	125.23	3757	30	401	367
13	Sharon K. Cordes	117.65	6706	57	374	313
14	Sheryl S. Cochran	116.94	3976	34	353	315
15	Beth Bryan	116.17	2788	24	371	343
16	Kristen A. Pavelka	115.38	2423	21	361	336
17	Lynn R. Eacker	112.33	5729	51	373	318
18	Kim Hynes	97.52	2048	21	304	279

# Newcomers 2025-26

## Big Apple Fun Center

\* Bowlers listed must have a minimum of 22 games.

Note: This report includes information through January 28 which is Week 19 of 31

### Most Improved Averages

Name	True		Most Improved		Name	True		Most Improved	
	Average	Gms	Avg	+/-		Average	Gms	Avg	+/-
Susie Larson	146.57	51	135	+11.57	Kayla S. Parker	125.23	30	123	+2.23
Pat L. Bowie	140.08	48	132	+8.08	Linda K. Fees	131.02	53	130	+1.02
Lynda M. Ogle	138.54	57	132	+6.54	Debra K. Kermmoade	128.88	42	128	+0.88
Kathy Rogers	130.68	57	125	+5.68	Sharon K. Cordes	117.65	57	117	+0.65
Randi K. Stucker	127.67	45	123	+4.67	Jen Landanger	146.07	27	146	+0.07
Deb Gibbs	126.65	48	122	+4.65	Sheryl S. Cochran	116.94	34	117	-0.06
Crystal S. Dailey	128.52	48	124	+4.52	Beth Bryan	116.17	24	117	-0.83
Lynn R. Eacker	112.33	51	108	+4.33					

# Newcomers 2025-26

## Big Apple Fun Center

\* Bowlers listed must have a minimum of 1 games.

### Most Pins Over Average

Name	-----Old-----		Old				Total	---Average Change---			Weekly Over Avg
	Pins	Games	Avg	-1-	-2-	-3-		New - Old	---> +/-	Series Avg +/-	
Deb Gibbs	5663	45	bk125	161	120	135	416	126.65	- 125.84	= 0.80	416 - 375=41
Jen Landanger	3476	24	bk144	143	179	146	468	146.07	- 144.83	= 1.24	468 - 432=36
Lynn R. Eacker	5362	48	bk111	131	124	112	367	112.33	- 111.71	= 0.63	367 - 333=34
Jo A. Johnson	1555	12	129	141	139	136	416	131.40	- 129.58	= 1.82	416 - 387=29
Susie Larson	7021	48	bk146	181	145	128	454	146.57	- 146.27	= 0.30	454 - 438=16
Sheryl S. Cochran	3614	31	bk116	132	94	136	362	116.94	- 116.58	= 0.36	362 - 348=14
Debra K. Kermmoade	5017	39	bk128	143	125	128	396	128.88	- 128.64	= 0.24	396 - 384=12
Lynda M. Ogle	7473	54	bk138	134	172	118	424	138.54	- 138.39	= 0.15	424 - 414=10
Linda K. Fees	6565	50	bk131	121	121	137	379	131.02	- 131.30	= -0.28	379 - 393=-14
Kathy Rogers	7075	54	bk131	130	123	121	374	130.68	- 131.02	= -0.33	374 - 393=-19
Sharon K. Cordes	6379	54	bk118	90	112	125	327	117.65	- 118.13	= -0.48	327 - 354=-27
Randi K. Stucker	5406	42	bk128	131	103	105	339	127.67	- 128.71	= -1.05	339 - 384=-45
Pat L. Bowie	6724	48	bk140				0	140.08	- 140.08	= 0.00	
Kayla S. Parker	3757	30	bk125	a115	a115	a115	345	125.23	- 125.23	= 0.00	
Beth Bryan	2788	24	bk116				0	116.17	- 116.17	= 0.00	
Kim Hynes	2048	21	97	a87	a87	a87	261	97.52	- 97.52	= 0.00	
Crystal S. Dailey	6169	48	bk128	a118	a118	a118	354	128.52	- 128.52	= 0.00	
Kristen A. Pavelka	2423	21	bk115				0	115.38	- 115.38	= 0.00	

# Newcomers 2025-26

## Big Apple Fun Center

This report is for scores bowled January 28 which is Week 19 of 31

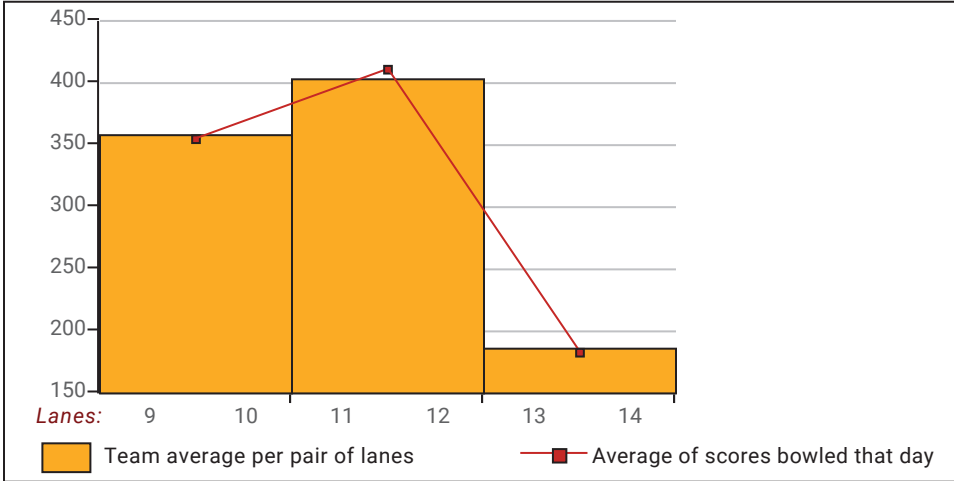
### This Week's Statistics: Lefties vs Righties

Unless designated left handed, bowlers are considered right handed.

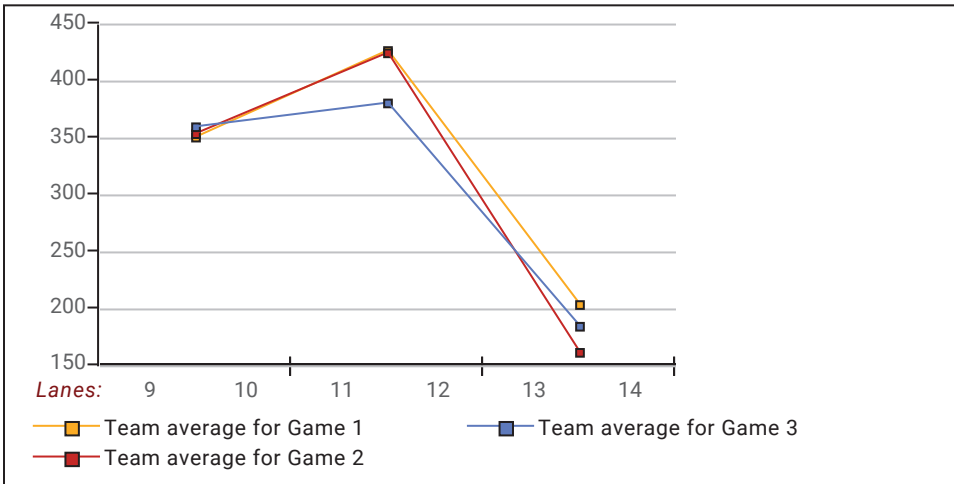
	Over All	Right	Left
How many people bowled	12	12	0
Number of games bowled	36	36	0
Actual average of week's scores	131.17	131.17	0.00
How many games above average	18	18	0
How many games below average	17	17	0
Pins above/below average per game	2.42	2.42	0.00
How many people raised average	8	8	--
by this amount	0.69	0.69	0.00
How many people went down	4	4	--
by this amount	-0.54	-0.54	0.00
League average before bowling	129.25	129.25	0.00
League average after bowling	129.53	129.53	0.00
Change in league average	0.28	0.28	0.00
800s	--	--	--
775s	--	--	--
750s	--	--	--
725s	--	--	--
700s	--	--	--
675s	--	--	--
650s	--	--	--
625s	--	--	--
600s	--	--	--
575s	--	--	--
550s	--	--	--
525s	--	--	--
500s	--	--	--
475s	--	--	--
450s	2	2	--
425s	--	--	--
400s	3	3	--
below 400	7	7	--
300s	--	--	--
275s	--	--	--
250s	--	--	--
225s	--	--	--
200s	--	--	--
175s	2	2	--
150s	2	2	--
125s	19	19	--
100s	11	11	--
below 100	2	2	--

This report is for scores bowled January 28 which is Week 19 of 31

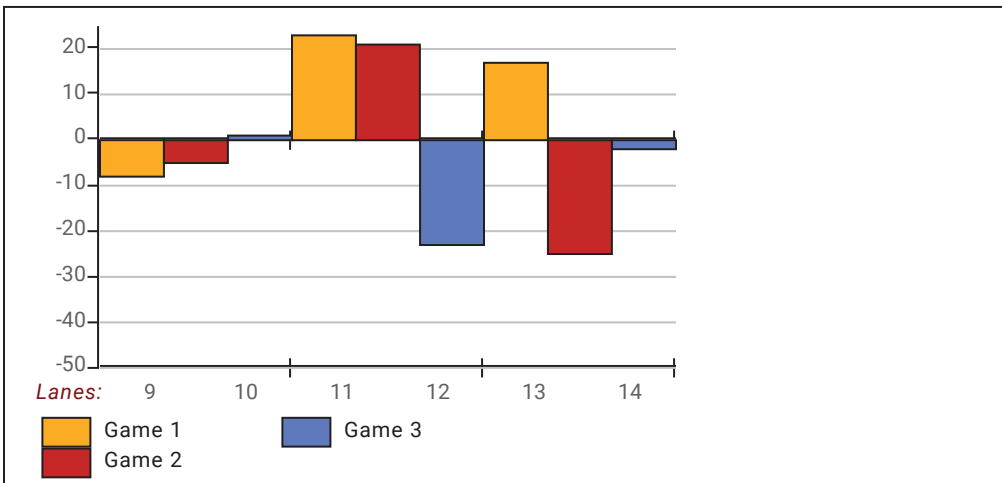
**Team Average vs Avg of Scores**



**Average of Scores for Each Game**

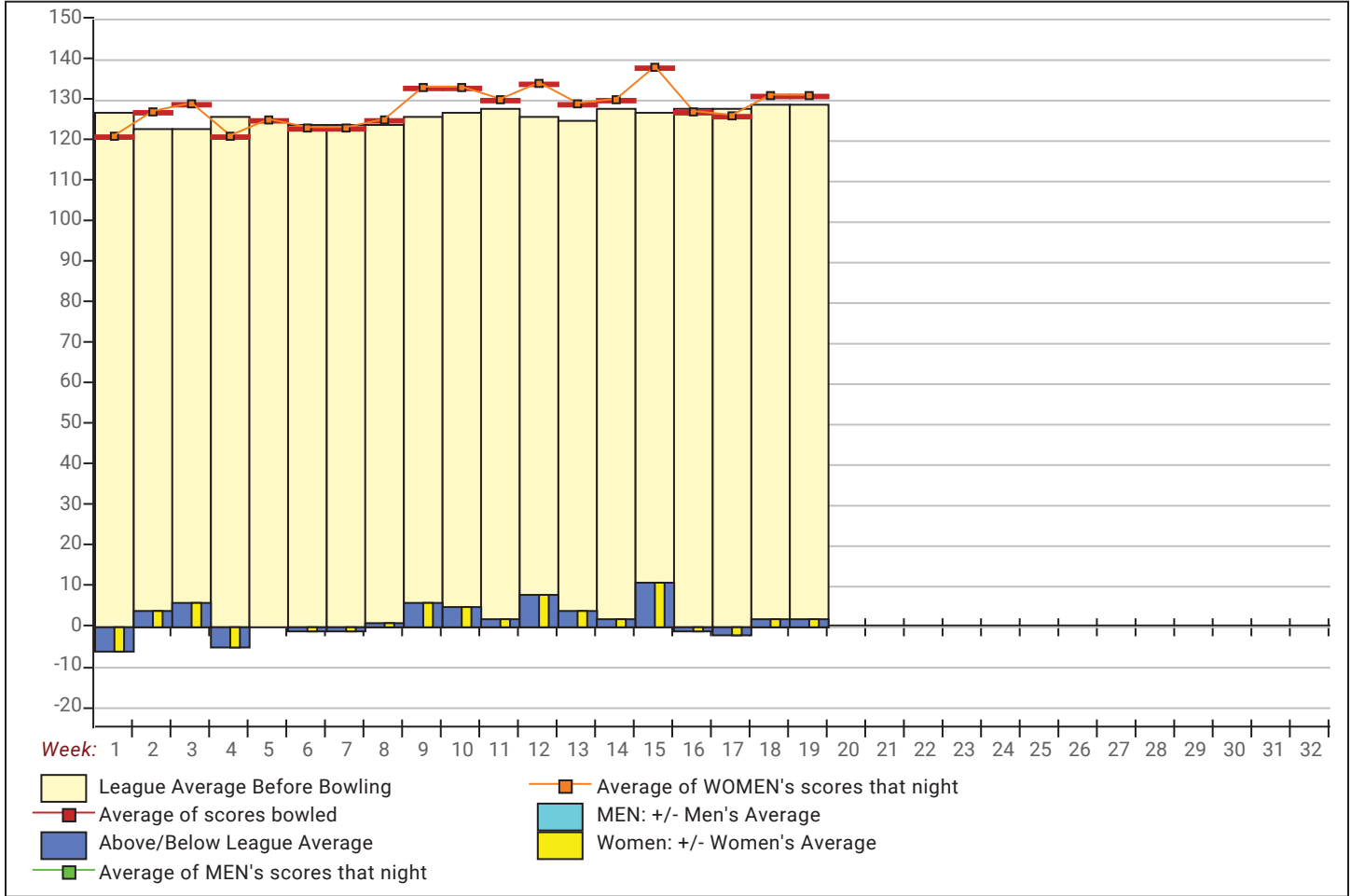


**Amount Over/Under Team Average**



This report is for scores bowled January 28 which is Week 19 of 31

**League Average Week-by-Week**



**League Average Statistics for Last Week**

	League	Right Hand	Left Hand
League Average Before Bowling	129.25	129.25	
Average of scores bowled that night	131.17	131.17	
New League Average After Bowling	129.53	129.53	
Change in League Average	.28	.28	
People Who Bowled Over Average	8	8	
People Who Bowled Under Average	4	4	
Average Amount of Series Over Avg	24.00	24.00	
Average Amount of Series Under Avg	-26.25	-26.25	
Difference Avg, NiteAvg	2.42	2.42	
Number of Bowlers	12	12	
Number of Games Bowled	36	36	
People Who Raised Their Average	8	8	
Raised By an Average of This Amount	.69	.69	
People Who Lowered Their Average	4	4	
Lowered By an Average of This Amou	-.54	-.54	
Number of Games Bowled Over Avera	18	18	
Number of Games Bowled Under Avera	17	17	

*Note: Averages are based only on people who bowled.*

# Press Release -- 1/28/2026

1/28/2026 Week 19 of 31

## Newcomers 2025-26

Wednesday 9:30 am

**Big Apple Fun Center**

Lanes 9 - 14

### Team Standings

Place	Team Name	Avg p/gm	Points Won	Points Lost	Year-To-Date WON	Y-T-D LOST
1	Tub's Pub	383	11	5	50	26
2	Pindrops	365	10	6	38	38
3	Bowlin' Babes	410	8	8	46	30
4	Day Dreamers	382	8	8	41	35
5	Lucky Ducks	337	8	8	45	31
6	Bye Team		3	13	8	68

*\*\*\* Although not shown, standings are determined by points only for the current split*

### Last Week's Top Scores

Scratch Game		Scratch Series		Handicap Game		Handicap Series	
181	Susie Larson	468	Jen Landanger	224	Susie Larson	600	Jen Landanger
179	Jen Landanger	454	Susie Larson	223	Jen Landanger	596	Deb Gibbs
172	Lynda Ogle	424	Lynda Ogle	221	Lynda Ogle	584	Jo Johnson
161	Deb Gibbs	416	Deb Gibbs	221	Deb Gibbs	583	Susie Larson
143	Debra Kermmoade	416	Jo Johnson	203	Sheryl Cochran	580	Lynn Eacker
141	Jo Johnson	396	Debra Kermmoade	202	Lynn Eacker	571	Lynda Ogle
137	Linda Fees	379	Linda Fees	200	Debra Kermmoade	567	Debra Kermmoade
136	Sheryl Cochran	374	Kathy Rogers	197	Jo Johnson	563	Sheryl Cochran
131	Lynn Eacker	367	Lynn Eacker	192	Linda Fees	544	Linda Fees
131	Randi Stucker	362	Sheryl Cochran	190	Sharon Cordes	539	Kathy Rogers