

Newcomers 2021-22

Wednesday 9:30 am

Big Apple Fun Center

Lanes 25 - 30

***** Have FUN! No points awarded this week! *****

President: Linda Fees

Secretary/Treasurer: Jodi Daily

Team Standings

Place	#	Team Name	Points Won	Points Lost	%Won	Season HCP Pins	Season Scr Pins	Avg p/gm	Year-To-Date WON	Y-T-D LOST	Y-T-D % WON
1	3	Hits & Mrs	4	0	100.0	28894	20128	394	43	25	63.2
2	6	Tub's Pub	4	0	100.0	28403	20060	393	33	35	48.5
3	1	Pin Drops	3	1	75.0	28676	19532	382	44	24	64.7
4	2	Day Dreamers	1	3	25.0	28421	18947	371	35½	32½	52.2
5	4	Bowlin' Babes	0	4		28163	19997	392	40½	27½	59.5
6	5	Bye	0	4		0	0		8	60	11.8

Review of Last Week's Bowling.....

Lanes	Team Name	HDCP -1-	HDCP -2-	HDCP -3-	HDCP Total	Last Wk WON	Team Name	HDCP -1-	HDCP -2-	HDCP -3-	HDCP Total	Last Wk WON
25-26	Day Dreamers	545	617	568	1730	1	<---> Pin Drops	599	620	535	1754	3
27-28	Bowlin' Babes	513	547	505	1565	0	<---> Hits & Mrs	578	590	562	1730	4
29-30	Tub's Pub	612	563	569	1744	4	<---> Bye	0	0	0	0	0

Lane Assignments

25-26 27-28 29-30

Wk18 12/22 No points Christmas

Wk18 12/29 No points New Year's

Wk18 01/05 3- 5 2- 6 4- 1

Wk19 01/12 4- 2 1- 5 3- 6

Wk20 01/19 1- 3 6- 4 5- 2

Last Week's Top Scores

Team Scratch Game	Team Scratch Series	Team Handicap Game	Team Handicap Series
445 Tub's Pub	1250 Hits & Mrs	620 Pin Drops	1754 Pin Drops
442 Pin Drops	1243 Tub's Pub	617 Day Dreamers	1744 Tub's Pub
433 Day Dreamers	1220 Pin Drops	612 Tub's Pub	1730 Day Dreamers
430 Hits & Mrs	1178 Day Dreamers	590 Hits & Mrs	1730 Hits & Mrs
397 Bowlin' Babes	1115 Bowlin' Babes	547 Bowlin' Babes	1565 Bowlin' Babes
Scratch Game	Scratch Series	Handicap Game	Handicap Series
185 Pat Bowie	459 Sheryl Cochran	233 Pat Bowie	638 Sue Bartels
166 Sheryl Cochran	458 Nancy Bamrick	226 Sue Bartels	609 Sheryl Cochran
157 Nancy Bamrick	444 Pat Bowie	216 Sheryl Cochran	604 Donna Michel
157 Deb Gibbs	440 Linda Fees	214 Deb Gibbs	602 Nancy Bamrick
154 Linda Fees	412 Donna Michel	210 Megan Deaver	590 Linda Fees
149 Beth Bryan	404 Beth Bryan	207 Donna Michel	588 Pat Bowie
149 Jodi Daily	404 Sue Bartels	205 Nancy Bamrick	585 Megan Deaver

Season High Scores

Team Scratch Game	Team Scratch Series	Team Handicap Game	Team Handicap Series
505 Tub's Pub	1360 Hits & Mrs	686 Tub's Pub	1867 Hits & Mrs
504 Hits & Mrs	1342 Bowlin' Babes	673 Hits & Mrs	1834 Bowlin' Babes
474 Bowlin' Babes	1290 Pin Drops	641 Day Dreamers	1814 Tub's Pub
451 Day Dreamers	1281 Tub's Pub	638 Bowlin' Babes	1786 Day Dreamers
450 Pin Drops	1258 Day Dreamers	622 Pin Drops	1779 Pin Drops
Scratch Game	Scratch Series	Handicap Game	Handicap Series
215 Steph Meier	540 Jodi Daily	281 Steph Meier	684 Jodi Daily
209 Jodi Daily	510 Nancy Bamrick	258 Lynda Ogle	678 Randi Stucker
202 Lynda Ogle	502 Lynda Ogle	257 Jodi Daily	676 Steph Meier
196 Pat Bowie	492 Steph Meier	249 Nancy Bamrick	670 Lynda Ogle
188 Nancy Bamrick	489 Pat Bowie	246 Jo Johnson	660 Nancy Bamrick
186 Crystal Dailey	474 Linda Fees	246 Donna Michel	638 Jen Landanger
185 Linda Fees	471 Sheryl Cochran	243 Crystal Dailey	638 Sue Bartels

Team Rosters

1 - Pin Drops

Name	Avg	HDCP	Pins	Gms	High Game	High Sers	HDCP Game	HDCP Sers	Most Improved Avg +/-	To Raise Avg +1	To Drop Avg -1	Weekly Over Avg Series Avg +/-
Sheryl Cochran	138	49	4159	30	169	471	219	627	139 -0.37	428	394	459 - 411=48
Beth Bryan	134	52	4444	33	172	439	224	616	135 -0.33	416	379	404 - 402=2
Debra Kermmoade	127	58	3446	27	158	418	225	608	124 +3.63	394	363	
Megan Deaver	107	74	2262	21	147	378	227	618	107 +0.71	330	305	357 - 315=42
Randi Stucker	127	58	3835	30	170	468	236	678	129 -1.17	389	355	

2 - Day Dreamers

Name	Avg	HDCP	Pins	Gms	High Game	High Sers	HDCP Game	HDCP Sers	Most Improved Avg +/-	To Raise Avg +1	To Drop Avg -1	Weekly Over Avg Series Avg +/-
Jen Landanger	138	49	3315	24	177	441	227	638	137 +1.13	438	410	
Micki Vest	128	57	5414	42	175	432	239	624	129 -0.10	391	345	
Deb Gibbs	128	57	4999	39	171	445	230	616	131 -2.82	419	376	390 - 384=6
Cierra Schaepler	85	92	681	8	105	279	201	567		265	253	
Sue Bartels	107	74	2256	21	148	404	226	638	107 +0.43	336	311	404 - 306=98

3 - Hits & Mrs

Name	Avg	HDCP	Pins	Gms	High Game	High Sers	HDCP Game	HDCP Sers	Most Improved Avg +/-	To Raise Avg +1	To Drop Avg -1	Weekly Over Avg Series Avg +/-
Nancy Bamrick	141	47	6353	45	188	510	249	660	142 -0.82	463	414	458 - 420=38
Donna Michel	121	63	3996	33	182	412	246	604	118 +3.09	396	359	412 - 357=55
Lynda Ogle	138	49	7053	51	202	502	258	670	130 +8.29	453	398	380 - 417=37
Pam Maloley	125	60	376	3	138	376	198	556		380	373	
Pam Witter	112	70	677	6	141	355	215	577		340	330	

4 - Bowlin' Babes

Name	Avg	HDCP	Pins	Gms	High Game	High Sers	HDCP Game	HDCP Sers	Most Improved Avg +/-	To Raise Avg +1	To Drop Avg -1	Weekly Over Avg Series Avg +/-
Bronte Nielsen	113	69	1253	11	152	405	210	579		343	328	
Crystal Dailey	128	57	6532	51	186	456	243	633	128 +0.08	434	379	339 - 387=-48
Jodi Daily	148	41	7577	51	209	540	257	684	155 -6.43	469	414	399 - 447=-48
Jo Johnson	131	55	2757	21	184	440	246	626	131 +0.29	411	386	377 - 396=-19

5 - Bye

6 - Tub's Pub

Name	Avg	HDCP	Pins	Gms	High Game	High Sers	HDCP Game	HDCP Sers	Most Improved Avg +/-	To Raise Avg +1	To Drop Avg -1	Weekly Over Avg Series Avg +/-
Linda Fees	138	49	5406	39	185	474	237	633	135 +3.62	432	389	440 - 411=29
Lynn Eacker	114	68	5475	48	175	416	239	608	119 -4.94	390	338	359 - 339=20
Pat Bowie	140	48	5900	42	196	489	238	630	147 -6.52	445	399	444 - 417=27
Steph Meier	146	43	1321	9	215	492	281	676		443	430	

Individual High Averages

148.57 Jodi Daily	141.18 Nancy Bamrick	140.48 Pat Bowie
138.63 Sheryl Cochran	138.62 Linda Fees	138.29 Lynda Ogle

Most Improved Average

130 to 138.29 = +8.29 Lynda Ogle	124 to 127.63 = +3.63 Debra Kermmoad	135 to 138.62 = +3.62 Linda Fees
118 to 121.09 = +3.09 Donna Michel	137 to 138.13 = +1.13 Jen Landanger	107 to 107.71 = +0.71 Megan Deaver

Most Un-Improved Averages

147 to 140.48 = -6.52 Pat Bowie	155 to 148.57 = -6.43 Jodi Daily	119 to 114.06 = -4.94 Lynn Eacker
131 to 128.18 = -2.82 Deb Gibbs	129 to 127.83 = -1.17 Randi Stucker	142 to 141.18 = -0.82 Nancy Bamrick

Local and Bowling Center Awards

Name	USBC ID Number	Award Average	Award Games	G1	G2	G3	Series	Award Score	Award Received
Pat L. Bowie	4132-177 USBC	139	39	185	122	137	444	185	175 Game (Local Assoc. Awards)
Donna J. Michel	4136-404 USBC	119	30	135	143	134	412	412	400 Series (Local Assoc. Awards)

Newcomers 2021-22

Big Apple Fun Center

Reprint of Scores -- Week 17

Lane 25 2 - Day Dreamers Week 17 12/15/2021

Name	Old	Old						HDCP
	Avg	HDCP	-1-	-2-	-3-	Total	Total	
Jen Landanger	138	49	a128	a128	a128	384	531	
Deb Gibbs	128	57	116	157	117	390	561	
Sue Bartels	102	78	117	148	139	404	638	
			====	====	====	====	====	
Scratch Total			361	433	384	1178	1178	
Handicap			184	184	184		552	
Total			545	617	568	1178	1730	
Team Points Won			0.0	0.0	1.0	1.0	1.0	

Lane 26 1 - Pin Drops Week 17 12/15/2021

Name	Old	Old						HDCP
	Avg	HDCP	-1-	-2-	-3-	Total	Total	
Sheryl S. Cochran	137	50	158	166	135	459	609	
Beth Bryan	134	52	129	149	126	404	560	
Megan R. Deaver	105	76	134	127	96	357	585	
			====	====	====	====	====	
Scratch Total			421	442	357	1220	1220	
Handicap			178	178	178		534	
Total			599	620	535	1220	1754	
Team Points Won			1.0	1.0	0.0	3.0	3.0	

Lane 27 4 - Bowlin' Babes Week 17 12/15/2021

Name	Old	Old						HDCP
	Avg	HDCP	-1-	-2-	-3-	Total	Total	
Crystal S. Dailey	129	56	123	116	100	339	507	
Jodi Daily	149	40	128	149	122	399	519	
Jo Johnson	132	54	112	132	133	377	539	
			====	====	====	====	====	
Scratch Total			363	397	355	1115	1115	
Handicap			150	150	150		450	
Total			513	547	505	1115	1565	
Team Points Won			0.0	0.0	0.0	0.0	0.0	

Lane 28 3 - Hits & Mrs Week 17 12/15/2021

Name	Old	Old						HDCP
	Avg	HDCP	-1-	-2-	-3-	Total	Total	
Nancy Bamrick	140	48	157	154	147	458	602	
Donna J. Michel	119	64	135	143	134	412	604	
Lynda M. Ogle	139	48	126	133	121	380	524	
			====	====	====	====	====	
Scratch Total			418	430	402	1250	1250	
Handicap			160	160	160		480	
Total			578	590	562	1250	1730	
Team Points Won			1.0	1.0	1.0	4.0	4.0	

Lane 29 6 - Tub's Pub Week 17 12/15/2021

Name	Old	Old						HDCP
	Avg	HDCP	-1-	-2-	-3-	Total	Total	
Linda K. Fees	137	50	138	148	154	440	590	
Lynn R. Eacker	113	69	122	126	111	359	566	
Pat L. Bowie	139	48	185	122	137	444	588	
			====	====	====	====	====	
Scratch Total			445	396	402	1243	1243	
Handicap			167	167	167		501	
Total			612	563	569	1243	1744	
Team Points Won			1.0	1.0	1.0	4.0	4.0	

Lane 30 5 - Bye Week 17 12/15/2021

Name	Old	Old						HDCP
	Avg	HDCP	-1-	-2-	-3-	Total	Total	
No one bowled								

Newcomers 2021-22

Big Apple Fun Center

* Bowlers listed must have a minimum of 1 games.

Change in Average

Name	----Old----		Old Avg	---Average Change---			Total	---Average Change---			Weekly Over Avg Series Avg +/-
	Pins	Games		-1-	-2-	-3-		New - Old	---> +/-		
Nancy Bamrick	5895	42	140	157	154	147	458	141.18	- 140.36	= 0.82	458 - 420=38
Sue Bartels	1852	18	102	117	148	139	404	107.43	- 102.89	= 4.54	404 - 306=98
Pat L. Bowie	5456	39	139	185	122	137	444	140.48	- 139.90	= 0.58	444 - 417=27
Beth Bryan	4040	30	134	129	149	126	404	134.67	- 134.67	= 0.00	404 - 402=2
Sheryl S. Cochran	3700	27	137	158	166	135	459	138.63	- 137.04	= 1.60	459 - 411=48
Crystal S. Dailey	6193	48	129	123	116	100	339	128.08	- 129.02	= -0.94	339 - 387=-48
Jodi Daily	7178	48	149	128	149	122	399	148.57	- 149.54	= -0.97	399 - 447=-48
Megan R. Deaver	1905	18	105	134	127	96	357	107.71	- 105.83	= 1.88	357 - 315=42
Lynn R. Eacker	5116	45	113	122	126	111	359	114.06	- 113.69	= 0.37	359 - 339=20
Linda K. Fees	4966	36	137	138	148	154	440	138.62	- 137.94	= 0.67	440 - 411=29
Deb Gibbs	4609	36	128	116	157	117	390	128.18	- 128.03	= 0.15	390 - 384=6
Jo Johnson	2380	18	132	112	132	133	377	131.29	- 132.22	= -0.94	377 - 396=-19
Debra K. Kermmoade	3446	27	127				0	127.63	- 127.63	= 0.00	
Jen Landanger	3315	24	138	a128	a128	a128	384	138.13	- 138.13	= 0.00	
Pam J. Maloley	376	3	125				0	125.33	- 125.33	= 0.00	
Steph Meier	1321	9	146				0	146.78	- 146.78	= 0.00	
Donna J. Michel	3584	30	119	135	143	134	412	121.09	- 119.47	= 1.62	412 - 357=55
Bronte M. Nielsen	1253	11	113				0	113.91	- 113.91	= 0.00	
Lynda M. Ogle	6673	48	139	126	133	121	380	138.29	- 139.02	= -0.73	380 - 417=-37
Cierra Schaepler	681	8	85				0	85.13	- 85.13	= 0.00	
Randi K. Stucker	3835	30	127				0	127.83	- 127.83	= 0.00	
Micki Vest	5414	42	128				0	128.90	- 128.90	= 0.00	
Pam Witter	677	6	112				0	112.83	- 112.83	= 0.00	

Newcomers 2021-22

Big Apple Fun Center

* Bowlers listed must have a minimum of 1 games.

High Average Listing

	<u>Name</u>	<u>True Average</u>	<u>Pins Gms</u>	<u>To Raise Avg +1</u>	<u>To Drop Avg -1</u>
1	Jodi Daily	148.57	7577 51	469	414
2	Steph Meier	146.78	1321 9	443	430
3	Nancy Bamrick	141.18	6353 45	463	414
4	Pat L. Bowie	140.48	5900 42	445	399
5	Sheryl S. Cochran	138.63	4159 30	428	394
6	Linda K. Fees	138.62	5406 39	432	389
7	Lynda M. Ogle	138.29	7053 51	453	398
8	Jen Landanger	138.13	3315 24	438	410
9	Beth Bryan	134.67	4444 33	416	379
10	Jo Johnson	131.29	2757 21	411	386
11	Micki Vest	128.90	5414 42	391	345
12	Deb Gibbs	128.18	4999 39	419	376
13	Crystal S. Dailey	128.08	6532 51	434	379
14	Randi K. Stucker	127.83	3835 30	389	355
15	Debra K. Kermmoade	127.63	3446 27	394	363
16	Pam J. Maloley	125.33	376 3	380	373
17	Donna J. Michel	121.09	3996 33	396	359
18	Lynn R. Eacker	114.06	5475 48	390	338
19	Bronte M. Nielsen	113.91	1253 11	343	328
20	Pam Witter	112.83	677 6	340	330
21	Megan R. Deaver	107.71	2262 21	330	305
22	Sue Bartels	107.43	2256 21	336	311
23	Cierra Schaepler	85.13	681 8	265	253

Newcomers 2021-22

Big Apple Fun Center

* Bowlers listed must have a minimum of 21 games.

Note: This report includes information through December 15 which is Week 17 of 33

Most Improved Averages

Name	True Average	Most Improved Avg	+/-	Name	True Average	Most Improved Avg	+/-
Lynda M. Ogle	138.29	130	+8.29	Micki Vest	128.90	129	-0.10
Debra K. Kermmoade	127.63	124	+3.63	Beth Bryan	134.67	135	-0.33
Linda K. Fees	138.62	135	+3.62	Sheryl S. Cochran	138.63	139	-0.37
Donna J. Michel	121.09	118	+3.09	Nancy Bamrick	141.18	142	-0.82
Jen Landanger	138.13	137	+1.13	Randi K. Stucker	127.83	129	-1.17
Megan R. Deaver	107.71	107	+0.71	Deb Gibbs	128.18	131	-2.82
Sue Bartels	107.43	107	+0.43	Lynn R. Eacker	114.06	119	-4.94
Jo Johnson	131.29	131	+0.29	Jodi Daily	148.57	155	-6.43
Crystal S. Dailey	128.08	128	+0.08	Pat L. Bowie	140.48	147	-6.52

Big Apple Fun Center

* Bowlers listed must have a minimum of 1 games.

Most Pins Over Average

Name	----Old----		Old					---Average Change---			Weekly Over Avg	
	Pins	Games	Avg	-1-	-2-	-3-	Total	New - Old	---> +/-	=	Series Avg +/-	
Sue Bartels	1852	18	102	117	148	139	404	107.43	- 102.89	=	4.54	404 - 306=98
Donna J. Michel	3584	30	119	135	143	134	412	121.09	- 119.47	=	1.62	412 - 357=55
Sheryl S. Cochran	3700	27	137	158	166	135	459	138.63	- 137.04	=	1.60	459 - 411=48
Megan R. Deaver	1905	18	105	134	127	96	357	107.71	- 105.83	=	1.88	357 - 315=42
Nancy Bamrick	5895	42	140	157	154	147	458	141.18	- 140.36	=	0.82	458 - 420=38
Linda K. Fees	4966	36	137	138	148	154	440	138.62	- 137.94	=	0.67	440 - 411=29
Pat L. Bowie	5456	39	139	185	122	137	444	140.48	- 139.90	=	0.58	444 - 417=27
Lynn R. Eacker	5116	45	113	122	126	111	359	114.06	- 113.69	=	0.37	359 - 339=20
Deb Gibbs	4609	36	128	116	157	117	390	128.18	- 128.03	=	0.15	390 - 384=6
Beth Bryan	4040	30	134	129	149	126	404	134.67	- 134.67	=	0.00	404 - 402=2
Jo Johnson	2380	18	132	112	132	133	377	131.29	- 132.22	=	-0.94	377 - 396=-19
Lynda M. Ogle	6673	48	139	126	133	121	380	138.29	- 139.02	=	-0.73	380 - 417=-37
Crystal S. Dailey	6193	48	129	123	116	100	339	128.08	- 129.02	=	-0.94	339 - 387=-48
Jodi Daily	7178	48	149	128	149	122	399	148.57	- 149.54	=	-0.97	399 - 447=-48

Newcomers 2021-22

Big Apple Fun Center

This report is for scores bowled December 15 which is Week 17 of 33

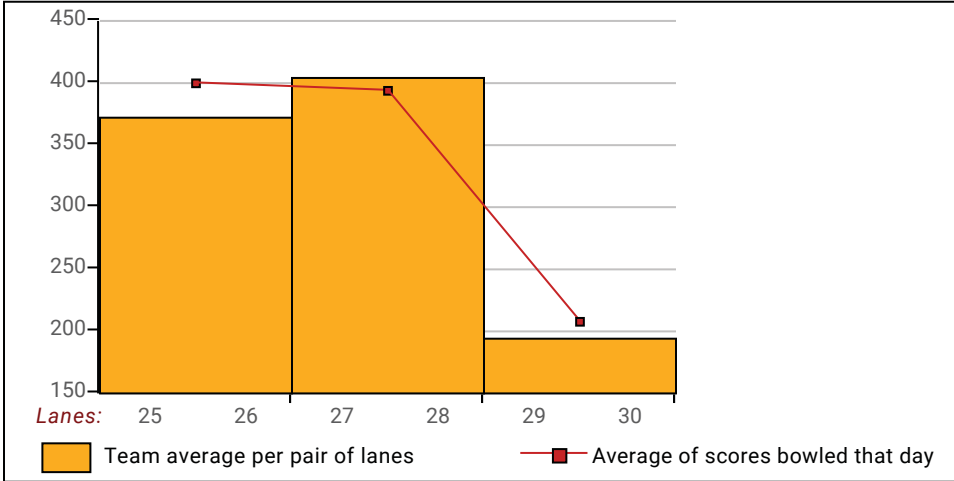
This Week's Statistics: Lefties vs Righties

Unless designated left handed, bowlers are considered right handed.

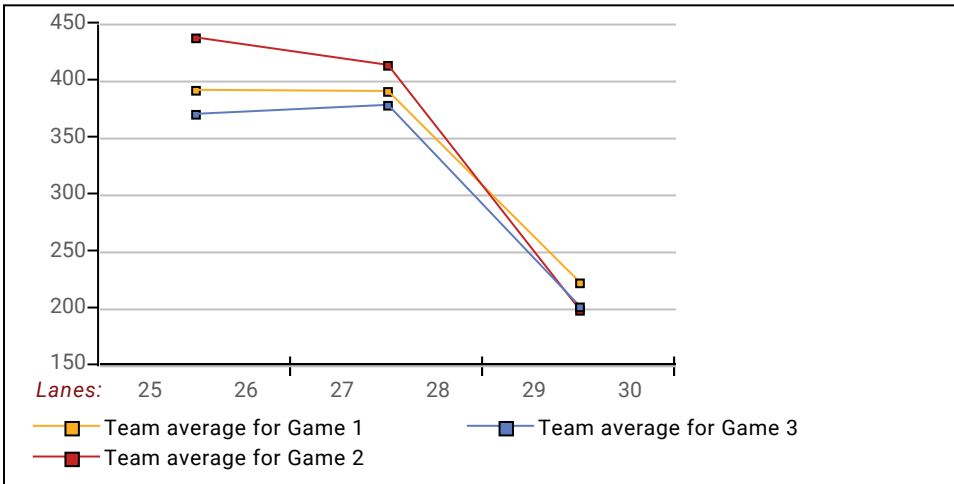
	Over All	Right	Left
How many people bowled	14	13	1
Number of games bowled	42	39	3
Actual average of week's scores	133.86	133.92	133.00
How many games above average	22	22	0
How many games below average	18	16	2
Pins above/below average per game	5.07	6.69	-16.00
How many people raised average	9	9	--
by this amount	1.36	1.36	0.00
How many people went down	4	3	1
by this amount	-0.89	-0.87	-0.97
League average before bowling	129.26	127.70	149.54
League average after bowling	129.88	128.44	148.57
Change in league average	0.62	0.74	-0.97
800s	--	--	--
775s	--	--	--
750s	--	--	--
725s	--	--	--
700s	--	--	--
675s	--	--	--
650s	--	--	--
625s	--	--	--
600s	--	--	--
575s	--	--	--
550s	--	--	--
525s	--	--	--
500s	--	--	--
475s	--	--	--
450s	2	2	--
425s	2	2	--
400s	3	3	--
below 400	7	6	1
300s	--	--	--
275s	--	--	--
250s	--	--	--
225s	--	--	--
200s	--	--	--
175s	1	1	--
150s	6	6	--
125s	22	20	2
100s	12	11	1
below 100	1	1	--

This report is for scores bowled December 15 which is Week 17 of 33

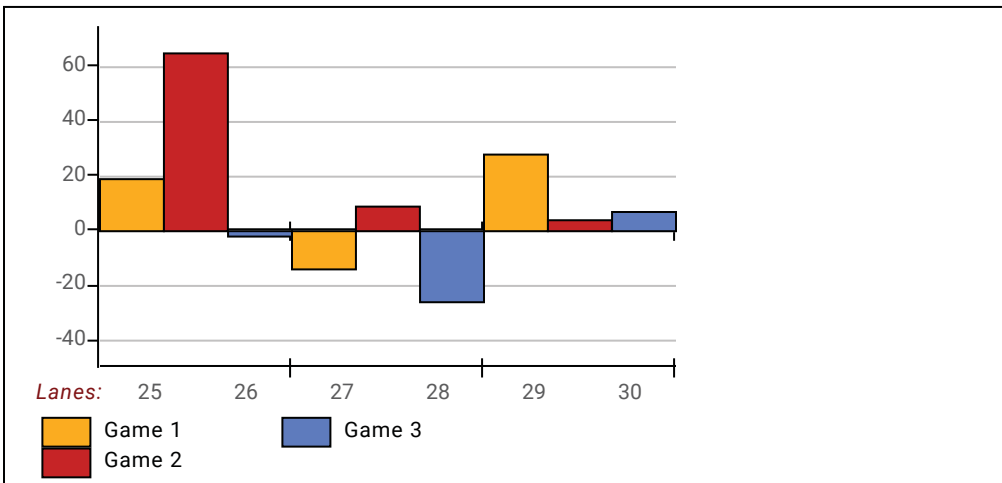
Team Average vs Avg of Scores



Average of Scores for Each Game

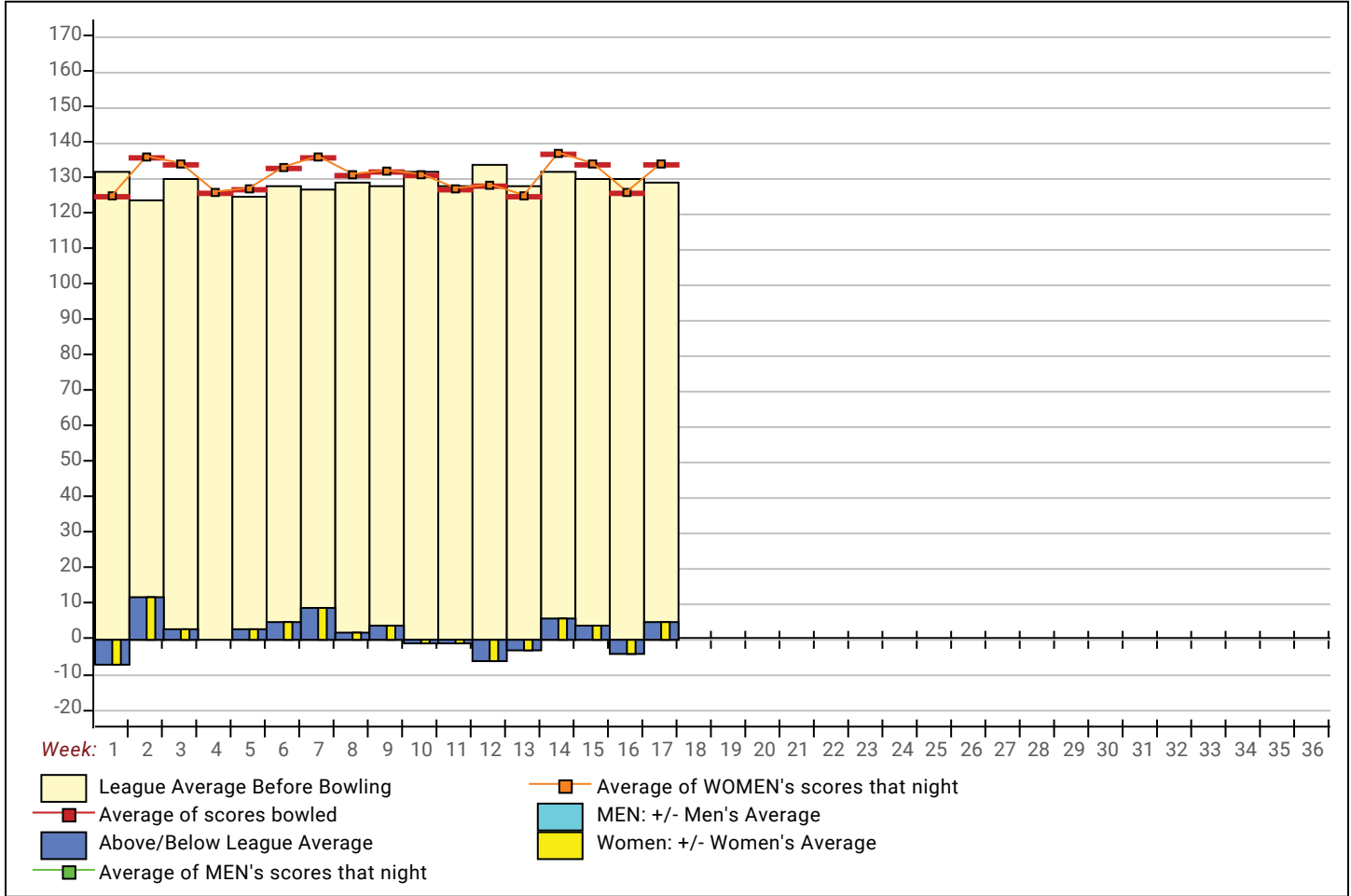


Amount Over/Under Team Average



This report is for scores bowled December 15 which is Week 17 of 33

League Average Week-by-Week



League Average Statistics for Last Week

	League	Right Hand	Left Hand
League Average Before Bowling	129.26	127.70	149.54
Average of scores bowled that night	133.86	133.92	133.00
New League Average After Bowling	129.88	128.44	148.57
Change in League Average	.62	.74	-.97
People Who Bowled Over Average	9	9	
People Who Bowled Under Average	4	3	1
Average Amount of Series Over Avg	40.33	40.33	
Average Amount of Series Under Avg	-38.00	-34.67	-48.00
Difference Avg, NiteAvg	5.07	6.69	-16.00
Number of Bowlers	14	13	1
Number of Games Bowled	42	39	3
People Who Raised Their Average	9	9	
Raised By an Average of This Amount	1.36	1.36	
People Who Lowered Their Average	4	3	1
Lowered By an Average of This Amou	-.89	-.87	-.97
Number of Games Bowled Over Avera	22	22	
Number of Games Bowled Under Avera	18	16	2

Note: Averages are based only on people who bowled.

Newcomers 2021-22

Big Apple Fun Center

***** Have FUN! No points awarded this week! *****

Team Standings

<u>Place</u>	<u>Team Name</u>	<u>Avg p/gm</u>	<u>Points Won</u>	<u>Points Lost</u>	<u>Year-To-Date WON</u>	<u>Y-T-D LOST</u>
1	Hits & Mrs	394	4	0	43	25
2	Tub's Pub	393	4	0	33	35
3	Pin Drops	382	3	1	44	24
4	Day Dreamers	371	1	3	35½	32½
5	Bowlin' Babes	392	0	4	40½	27½
6	Bye		0	4	8	60

***** Although not shown, standings are determined by points only for the current split**

Last Week's Top Scores

<u>Scratch Game</u>		<u>Scratch Series</u>		<u>Handicap Game</u>		<u>Handicap Series</u>	
185	Pat Bowie	459	Sheryl Cochran	233	Pat Bowie	638	Sue Bartels
166	Sheryl Cochran	458	Nancy Bamrick	226	Sue Bartels	609	Sheryl Cochran
157	Nancy Bamrick	444	Pat Bowie	216	Sheryl Cochran	604	Donna Michel
157	Deb Gibbs	440	Linda Fees	214	Deb Gibbs	602	Nancy Bamrick
154	Linda Fees	412	Donna Michel	210	Megan Deaver	590	Linda Fees
149	Beth Bryan	404	Beth Bryan	207	Donna Michel	588	Pat Bowie
149	Jodi Daily	404	Sue Bartels	205	Nancy Bamrick	585	Megan Deaver
148	Sue Bartels	399	Jodi Daily	204	Linda Fees	566	Lynn Eacker
143	Donna Michel	390	Deb Gibbs	201	Beth Bryan	561	Deb Gibbs
134	Megan Deaver	380	Lynda Ogle	195	Lynn Eacker	560	Beth Bryan