

# Newcomers 2021-22

Wednesday 9:30 am

## Big Apple Fun Center

Lanes 25 - 30

President: Linda Fees

Secretary/Treasurer: Jodi Daily

### Team Standings

Place	#	Team Name	Points Won	Points Lost	%Won	Season HCP Pins	Season Scr Pins	Avg p/gm	Year-To-Date WON	Y-T-D LOST	Y-T-D % WON
1	3	Hits & Mrs	38	22	63.3	25530	17724	393	38	22	63.3
2	1	Pin Drops	38	22	63.3	25286	17210	382	38	22	63.3
3	4	Bowlin' Babes	37½	22½	62.5	24972	17706	393	37½	22½	62.5
4	2	Day Dreamers	31½	28½	52.5	25027	16594	368	31½	28½	52.5
5	6	Tub's Pub	28	32	46.7	25069	17722	393	28	32	46.7
6	5	Bye	7	53		0	0		7	53	11.7

### Review of Last Week's Bowling.....

Lanes	Team Name	HDCP -1-	HDCP -2-	HDCP -3-	HDCP Total	Last Wk WON	Team Name	HDCP -1-	HDCP -2-	HDCP -3-	HDCP Total	Last Wk WON
25-26	Hits & Mrs	563	593	616	1772	4	<---> Tub's Pub	504	556	549	1609	0
27-28	Day Dreamers	572	548	544	1664	0	<---> Bowlin' Babes	590	565	561	1716	4
29-30	Bye	0	0	0	0	0	<---> Pin Drops	596	537	580	1713	4

### Lane Assignments

	25-26	27-28	29-30
Wk16 12/08	5- 4	6- 1	2- 3
Wk17 12/15	2- 1	4- 3	6- 5
Wk18 12/22	👉 Christmas	No bowling	
Wk18 12/29	👉 New Year's	No bowling	
Wk18 01/05	3- 5	2- 6	4- 1

### Last Week's Top Scores

Team Scratch Game	Team Scratch Series	Team Handicap Game	Team Handicap Series
454 Hits & Mrs	1286 Hits & Mrs	616 Hits & Mrs	1772 Hits & Mrs
429 Pin Drops	1218 Bowlin' Babes	596 Pin Drops	1716 Bowlin' Babes
424 Bowlin' Babes	1212 Pin Drops	590 Bowlin' Babes	1713 Pin Drops
391 Tub's Pub	1114 Tub's Pub	572 Day Dreamers	1664 Day Dreamers
382 Day Dreamers	1094 Day Dreamers	556 Tub's Pub	1609 Tub's Pub
Scratch Game	Scratch Series	Handicap Game	Handicap Series
188 Nancy Bamrick	460 Jodi Daily	243 Crystal Dailey	620 Crystal Dailey
186 Crystal Dailey	455 Nancy Bamrick	236 Nancy Bamrick	604 Donna Michel
173 Linda Fees	449 Crystal Dailey	223 Linda Fees	599 Nancy Bamrick
168 Jodi Daily	447 Linda Fees	222 Donna Michel	597 Linda Fees
165 Lynda Ogle	425 Lynda Ogle	213 Lynda Ogle	595 Debra Kermmoade
156 Donna Michel	424 Micki Vest	208 Debra Kermmoade	595 Micki Vest
149 Debra Kermmoade	418 Debra Kermmoade	208 Jodi Daily	588 Randi Stucker

### Season High Scores

Team Scratch Game	Team Scratch Series	Team Handicap Game	Team Handicap Series
505 Tub's Pub	1360 Hits & Mrs	686 Tub's Pub	1867 Hits & Mrs
504 Hits & Mrs	1342 Bowlin' Babes	673 Hits & Mrs	1834 Bowlin' Babes
474 Bowlin' Babes	1290 Pin Drops	641 Day Dreamers	1814 Tub's Pub
451 Day Dreamers	1281 Tub's Pub	638 Bowlin' Babes	1786 Day Dreamers
450 Pin Drops	1258 Day Dreamers	622 Pin Drops	1779 Pin Drops
Scratch Game	Scratch Series	Handicap Game	Handicap Series
215 Steph Meier	540 Jodi Daily	281 Steph Meier	684 Jodi Daily
209 Jodi Daily	510 Nancy Bamrick	258 Lynda Ogle	678 Randi Stucker
202 Lynda Ogle	502 Lynda Ogle	257 Jodi Daily	676 Steph Meier
196 Pat Bowie	492 Steph Meier	249 Nancy Bamrick	670 Lynda Ogle
188 Nancy Bamrick	489 Pat Bowie	246 Jo Johnson	660 Nancy Bamrick
186 Crystal Dailey	474 Linda Fees	246 Donna Michel	638 Jen Landanger
185 Linda Fees	471 Sheryl Cochran	243 Crystal Dailey	633 Linda Fees
			633 Crystal Dailey

**Team Rosters**

**1 - Pin Drops**

Name	Avg	HDCP	Pins	Gms	High Game	High Sers	HDCP Game	HDCP Sers	Most Improved Avg +/-	To Raise Avg +1	To Drop Avg -1	Weekly Over Avg Series Avg +/-
Sheryl Cochran	137	50	3700	27	169	471	219	627	139 -1.96	440	409	383 - 414=-31
Beth Bryan	134	52	3644	27	172	439	224	616	135 -0.04	406	375	
Debra Kermmoade	127	58	3446	27	158	418	225	608	124 +3.63	394	363	418 - 378=40
Megan Deaver	105	76	1580	15	147	378	227	618		328	309	
Randi Stucker	127	58	3835	30	170	468	236	678	129 -1.17	389	355	411 - 378=33

**2 - Day Dreamers**

Name	Avg	HDCP	Pins	Gms	High Game	High Sers	HDCP Game	HDCP Sers	Most Improved Avg +/-	To Raise Avg +1	To Drop Avg -1	Weekly Over Avg Series Avg +/-
Jen Landanger	137	50	2885	21	170	441	227	638	137 +0.38	427	402	
Micki Vest	129	56	5035	39	175	432	239	624	129 +0.10	425	382	424 - 384=40
Deb Gibbs	128	57	4243	33	171	445	230	616	131 -2.42	401	364	385 - 384=1
Cierra Schaepler	85	92	681	8	105	279	201	567		265	253	
Sue Bartels	102	78	1852	18	120	338	205	575		311	289	285 - 312=-27

**3 - Hits & Mrs**

Name	Avg	HDCP	Pins	Gms	High Game	High Sers	HDCP Game	HDCP Sers	Most Improved Avg +/-	To Raise Avg +1	To Drop Avg -1	Weekly Over Avg Series Avg +/-
Nancy Bamrick	140	48	5895	42	188	510	249	660	142 -1.64	450	404	455 - 417=38
Donna Michel	119	64	3215	27	182	406	246	604	118 +1.07	385	354	406 - 351=55
Lynda Ogle	139	48	6278	45	202	502	258	670	130 +9.51	442	393	425 - 417=8
Pam Maloley	125	60	376	3	138	376	198	556		380	373	
Pam Witter	112	70	677	6	141	355	215	577		340	330	

**4 - Bowlin' Babes**

Name	Avg	HDCP	Pins	Gms	High Game	High Sers	HDCP Game	HDCP Sers	Most Improved Avg +/-	To Raise Avg +1	To Drop Avg -1	Weekly Over Avg Series Avg +/-
Bronte Nielsen	113	69	1253	11	152	405	210	579		343	328	
Crystal Dailey	129	56	5849	45	186	456	243	633	128 +1.98	391	342	449 - 384=65
Jodi Daily	149	40	6746	45	209	540	257	684	155 -5.09	454	405	460 - 447=13
Jo Johnson	132	54	1980	15	184	440	246	626		414	395	

**5 - Bye**

**6 - Tub's Pub**

Name	Avg	HDCP	Pins	Gms	High Game	High Sers	HDCP Game	HDCP Sers	Most Improved Avg +/-	To Raise Avg +1	To Drop Avg -1	Weekly Over Avg Series Avg +/-
Linda Fees	138	49	4569	33	185	474	237	633	135 +3.45	435	398	447 - 411=36
Lynn Eacker	114	68	4805	42	175	416	239	608	119 -4.60	370	324	294 - 345=-51
Pat Bowie	139	48	5456	39	196	489	238	630	147 -7.10	424	381	373 - 423=-50
Steph Meier	146	43	1321	9	215	492	281	676		443	430	

**Individual High Averages**

149.91 Jodi Daily	140.36 Nancy Bamrick	139.90 Pat Bowie
139.51 Lynda Ogle	138.45 Linda Fees	137.38 Jen Landanger

**Most Improved Average**

130 to 139.51 = +9.51 Lynda Ogle	124 to 127.63 = +3.63 Debra Kermmoad	135 to 138.45 = +3.45 Linda Fees
128 to 129.98 = +1.98 Crystal Dailey	118 to 119.07 = +1.07 Donna Michel	137 to 137.38 = +0.38 Jen Landanger

**Most Un-Improved Averages**

147 to 139.90 = -7.10 Pat Bowie	155 to 149.91 = -5.09 Jodi Daily	119 to 114.40 = -4.60 Lynn Eacker
131 to 128.58 = -2.42 Deb Gibbs	139 to 137.04 = -1.96 Sheryl Cochran	142 to 140.36 = -1.64 Nancy Bamrick

**Local and Bowling Center Awards**

Name	USBC ID Number	Award Average	Award Games	G1	G2	G3	Series	Award Score	Award Received
Nancy Bamrick	4136-53 USBC	139	39	132	135	188	455	188	175 Game (Local Assoc. Awards)
Crystal S. Dailey	4132-565 USBC	128	42	186	128	135	449	186	175 Game (Local Assoc. Awards)
Donna J. Michel	4136-404 USBC	117	24	156	149	101	406	406	400 Series (Local Assoc. Awards)
	4136-404 USBC	117	24	156	149	101	406	156	150 Game (Local Assoc. Awards)

# Newcomers 2021-22

## Big Apple Fun Center

### Reprint of Scores -- Week 15

#### Lane 25 3 - Hits & Mrs Week 15 12/1/2021

Name	Old	Old	-1-	-2-	-3-	Total	HDCP
	Avg	HDCP					Total
Nancy Bamrick	139	48	132	135	188	455	599
Donna J. Michel	117	66	156	149	101	406	604
Lynda M. Ogle	139	48	113	147	165	425	569
			====	====	====	====	====
Scratch Total			401	431	454	1286	1286
Handicap			162	162	162		486
Total			563	593	616	1286	1772
Team Points Won			1.0	1.0	1.0	4.0	4.0

#### Lane 26 6 - Tub's Pub Week 15 12/1/2021

Name	Old	Old	-1-	-2-	-3-	Total	HDCP
	Avg	HDCP					Total
Linda K. Fees	137	50	128	173	146	447	597
Lynn R. Eacker	115	68	96	85	113	294	498
Pat L. Bowie	141	47	115	133	125	373	514
			====	====	====	====	====
Scratch Total			339	391	384	1114	1114
Handicap			165	165	165		495
Total			504	556	549	1114	1609
Team Points Won			0.0	0.0	0.0	0.0	0.0

#### Lane 27 2 - Day Dreamers Week 15 12/1/2021

Name	Old	Old	-1-	-2-	-3-	Total	HDCP
	Avg	HDCP					Total
Micki Vest	128	57	142	147	135	424	595
Deb Gibbs	128	57	135	134	116	385	556
Sue Bartels	104	76	105	77	103	285	513
			====	====	====	====	====
Scratch Total			382	358	354	1094	1094
Handicap			190	190	190		570
Total			572	548	544	1094	1664
Team Points Won			0.0	0.0	0.0	0.0	0.0

#### Lane 28 4 - Bowlin' Babes Week 15 12/1/2021

Name	Old	Old	-1-	-2-	-3-	Total	HDCP
	Avg	HDCP					Total
Bronte M. Nielsen	113	69	a103	a103	a103	309	516
Crystal S. Dailey	128	57	186	128	135	449	620
Jodi Daily	149	40	135	168	157	460	580
			====	====	====	====	====
Scratch Total			424	399	395	1218	1218
Handicap			166	166	166		498
Total			590	565	561	1218	1716
Team Points Won			1.0	1.0	1.0	4.0	4.0

#### Lane 29 5 - Bye Week 15 12/1/2021

Name	Old	Old	-1-	-2-	-3-	Total	HDCP
	Avg	HDCP					Total
No one bowled							

#### Lane 30 1 - Pin Drops Week 15 12/1/2021

Name	Old	Old	-1-	-2-	-3-	Total	HDCP
	Avg	HDCP					Total
Sheryl S. Cochran	138	49	142	124	117	383	530
Debra K. Kermmoade	126	59	142	127	149	418	595
Randi K. Stucker	126	59	145	119	147	411	588
			====	====	====	====	====
Scratch Total			429	370	413	1212	1212
Handicap			167	167	167		501
Total			596	537	580	1212	1713
Team Points Won			1.0	1.0	1.0	4.0	4.0

# Newcomers 2021-22

## Big Apple Fun Center

\* Bowlers listed must have a minimum of 1 games.

### Change in Average

Name	----Old----		Old Avg	---Average Change---			Total	---Average Change---			Weekly Over Avg Series Avg +/-
	Pins	Games		-1-	-2-	-3-		New - Old	---> +/-		
Nancy Bamrick	5440	39	139	132	135	188	455	140.36	- 139.49	= 0.87	455 - 417=38
Sue Bartels	1567	15	104	105	77	103	285	102.89	- 104.47	= -1.58	285 - 312=-27
Pat L. Bowie	5083	36	141	115	133	125	373	139.90	- 141.19	= -1.30	373 - 423=-50
Beth Bryan	3644	27	134				0	134.96	- 134.96	= 0.00	
Sheryl S. Cochran	3317	24	138	142	124	117	383	137.04	- 138.21	= -1.17	383 - 414=-31
Crystal S. Dailey	5400	42	128	186	128	135	449	129.98	- 128.57	= 1.41	449 - 384=65
Jodi Daily	6286	42	149	135	168	157	460	149.91	- 149.67	= 0.24	460 - 447=13
Megan R. Deaver	1580	15	105				0	105.33	- 105.33	= 0.00	
Lynn R. Eacker	4511	39	115	96	85	113	294	114.40	- 115.67	= -1.26	294 - 345=-51
Linda K. Fees	4122	30	137	128	173	146	447	138.45	- 137.40	= 1.05	447 - 411=36
Deb Gibbs	3858	30	128	135	134	116	385	128.58	- 128.60	= -0.02	385 - 384=1
Jo Johnson	1980	15	132				0	132.00	- 132.00	= 0.00	
Debra K. Kermmoade	3028	24	126	142	127	149	418	127.63	- 126.17	= 1.46	418 - 378=40
Jen Landanger	2885	21	137				0	137.38	- 137.38	= 0.00	
Pam J. Maloley	376	3	125				0	125.33	- 125.33	= 0.00	
Steph Meier	1321	9	146				0	146.78	- 146.78	= 0.00	
Donna J. Michel	2809	24	117	156	149	101	406	119.07	- 117.04	= 2.03	406 - 351=55
Bronte M. Nielsen	1253	11	113	a103	a103	a103	309	113.91	- 113.91	= 0.00	
Lynda M. Ogle	5853	42	139	113	147	165	425	139.51	- 139.36	= 0.15	425 - 417=8
Cierra Schaepler	681	8	85				0	85.13	- 85.13	= 0.00	
Randi K. Stucker	3424	27	126	145	119	147	411	127.83	- 126.81	= 1.02	411 - 378=33
Micki Vest	4611	36	128	142	147	135	424	129.10	- 128.08	= 1.02	424 - 384=40
Pam Witter	677	6	112				0	112.83	- 112.83	= 0.00	

# Newcomers 2021-22

## Big Apple Fun Center

\* Bowlers listed must have a minimum of 1 games.

### High Average Listing

	<u>Name</u>	<u>True Average</u>	<u>Pins</u>	<u>Gms</u>	<u>To Raise Avg +1</u>	<u>To Drop Avg -1</u>
1	Jodi Daily	149.91	6746	45	454	405
2	Steph Meier	146.78	1321	9	443	430
3	Nancy Bamrick	140.36	5895	42	450	404
4	Pat L. Bowie	139.90	5456	39	424	381
5	Lynda M. Ogle	139.51	6278	45	442	393
6	Linda K. Fees	138.45	4569	33	435	398
7	Jen Landanger	137.38	2885	21	427	402
8	Sheryl S. Cochran	137.04	3700	27	440	409
9	Beth Bryan	134.96	3644	27	406	375
10	Jo Johnson	132.00	1980	15	414	395
11	Crystal S. Dailey	129.98	5849	45	391	342
12	Micki Vest	129.10	5035	39	425	382
13	Deb Gibbs	128.58	4243	33	401	364
14	Randi K. Stucker	127.83	3835	30	389	355
15	Debra K. Kermmoade	127.63	3446	27	394	363
16	Pam J. Maloley	125.33	376	3	380	373
17	Donna J. Michel	119.07	3215	27	385	354
18	Lynn R. Eacker	114.40	4805	42	370	324
19	Bronte M. Nielsen	113.91	1253	11	343	328
20	Pam Witter	112.83	677	6	340	330
21	Megan R. Deaver	105.33	1580	15	328	309
22	Sue Bartels	102.89	1852	18	311	289
23	Cierra Schaepler	85.13	681	8	265	253

# Newcomers 2021-22

## Big Apple Fun Center

\* Bowlers listed must have a minimum of 24 games.

Note: This report includes information through December 1 which is Week 15 of 33

### Most Improved Averages

<u>Name</u>	<u>True Average</u>	<u>Most Improved Avg</u>	<u>+/-</u>	<u>Name</u>	<u>True Average</u>	<u>Most Improved Avg</u>	<u>+/-</u>
Lynda M. Ogle	139.51	130	+9.51	Randi K. Stucker	127.83	129	-1.17
Debra K. Kermmoade	127.63	124	+3.63	Nancy Bamrick	140.36	142	-1.64
Linda K. Fees	138.45	135	+3.45	Sheryl S. Cochran	137.04	139	-1.96
Crystal S. Dailey	129.98	128	+1.98	Deb Gibbs	128.58	131	-2.42
Donna J. Michel	119.07	118	+1.07	Lynn R. Eacker	114.40	119	-4.60
Micki Vest	129.10	129	+0.10	Jodi Daily	149.91	155	-5.09
Beth Bryan	134.96	135	-0.04	Pat L. Bowie	139.90	147	-7.10

# Newcomers 2021-22

## Big Apple Fun Center

\* Bowlers listed must have a minimum of 1 games.

### Most Pins Over Average

Name	----Old----		Old				---Average Change---			Weekly Over Avg	
	Pins	Games	Avg	-1-	-2-	-3-	Total	New - Old	---> +/-	Series Avg +/-	
Crystal S. Dailey	5400	42	128	186	128	135	449	129.98	- 128.57	= 1.41	449 - 384=65
Donna J. Michel	2809	24	117	156	149	101	406	119.07	- 117.04	= 2.03	406 - 351=55
Debra K. Kermmoade	3028	24	126	142	127	149	418	127.63	- 126.17	= 1.46	418 - 378=40
Micki Vest	4611	36	128	142	147	135	424	129.10	- 128.08	= 1.02	424 - 384=40
Nancy Bamrick	5440	39	139	132	135	188	455	140.36	- 139.49	= 0.87	455 - 417=38
Linda K. Fees	4122	30	137	128	173	146	447	138.45	- 137.40	= 1.05	447 - 411=36
Randi K. Stucker	3424	27	126	145	119	147	411	127.83	- 126.81	= 1.02	411 - 378=33
Jodi Daily	6286	42	149	135	168	157	460	149.91	- 149.67	= 0.24	460 - 447=13
Lynda M. Ogle	5853	42	139	113	147	165	425	139.51	- 139.36	= 0.15	425 - 417=8
Deb Gibbs	3858	30	128	135	134	116	385	128.58	- 128.60	= -0.02	385 - 384=1
Sue Bartels	1567	15	104	105	77	103	285	102.89	- 104.47	= -1.58	285 - 312=-27
Sheryl S. Cochran	3317	24	138	142	124	117	383	137.04	- 138.21	= -1.17	383 - 414=-31
Pat L. Bowie	5083	36	141	115	133	125	373	139.90	- 141.19	= -1.30	373 - 423=-50
Lynn R. Eacker	4511	39	115	96	85	113	294	114.40	- 115.67	= -1.26	294 - 345=-51

# Newcomers 2021-22

## Big Apple Fun Center

This report is for scores bowled December 1 which is Week 15 of 33

### This Week's Statistics: Lefties vs Righties

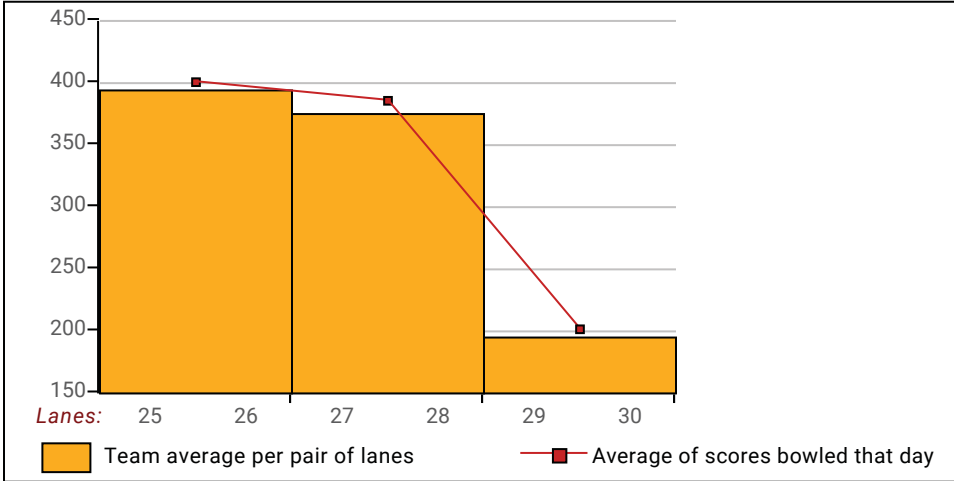
Unless designated left handed, bowlers are considered right handed.

	Over All	Right	Left
How many people bowled	14	13	1
Number of games bowled	42	39	3
Actual average of week's scores	133.69	132.18	153.33
How many games above average	23	21	2
How many games below average	18	17	1
Pins above/below average per game	4.05	4.03	4.33
How many people raised average	9	8	1
by this amount	1.03	1.13	0.24
How many people went down	5	5	--
by this amount	-1.07	-1.07	0.00
League average before bowling	130.05	128.54	149.67
League average after bowling	130.33	128.83	149.91
Change in league average	0.28	0.28	0.24
800s	--	--	--
775s	--	--	--
750s	--	--	--
725s	--	--	--
700s	--	--	--
675s	--	--	--
650s	--	--	--
625s	--	--	--
600s	--	--	--
575s	--	--	--
550s	--	--	--
525s	--	--	--
500s	--	--	--
475s	--	--	--
450s	2	1	1
425s	3	3	--
400s	4	4	--
below 400	5	5	--
300s	--	--	--
275s	--	--	--
250s	--	--	--
225s	--	--	--
200s	--	--	--
175s	2	2	--
150s	5	3	2
125s	22	21	1
100s	10	10	--
below 100	3	3	--

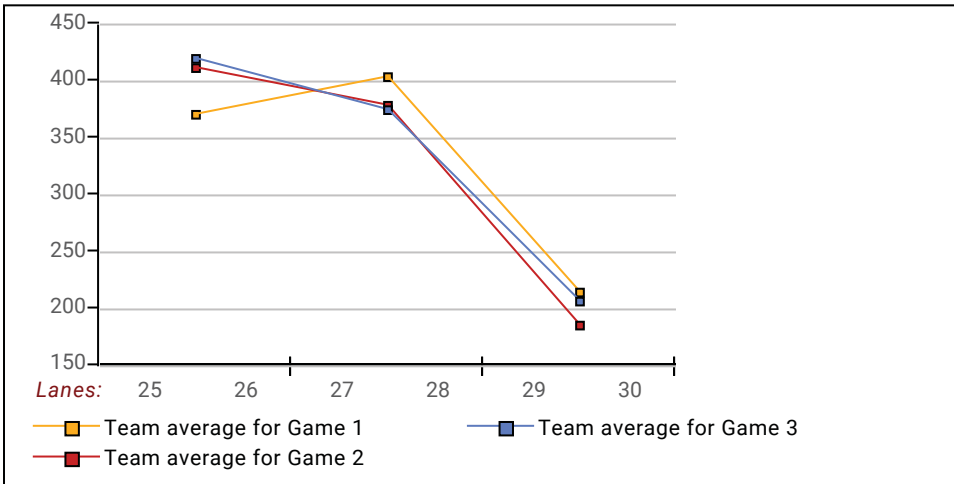


This report is for scores bowled December 1 which is Week 15 of 33

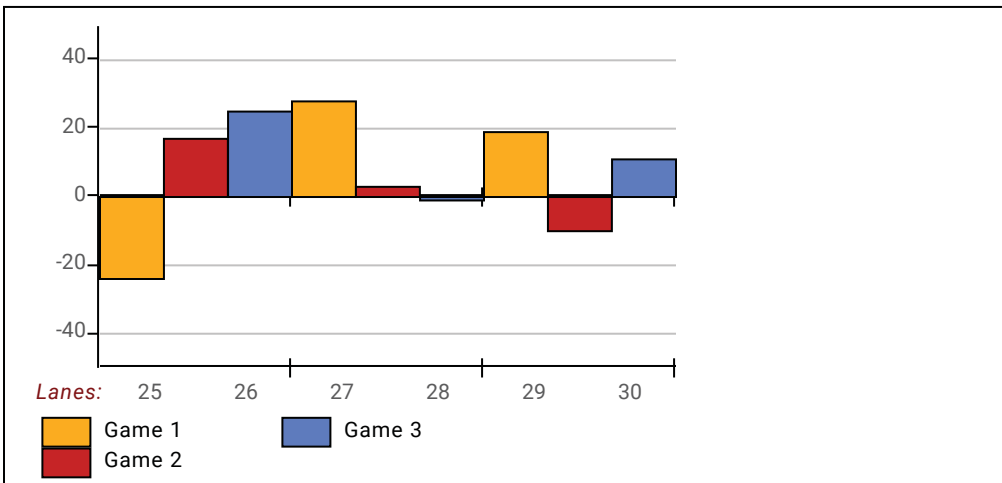
**Team Average vs Avg of Scores**



**Average of Scores for Each Game**

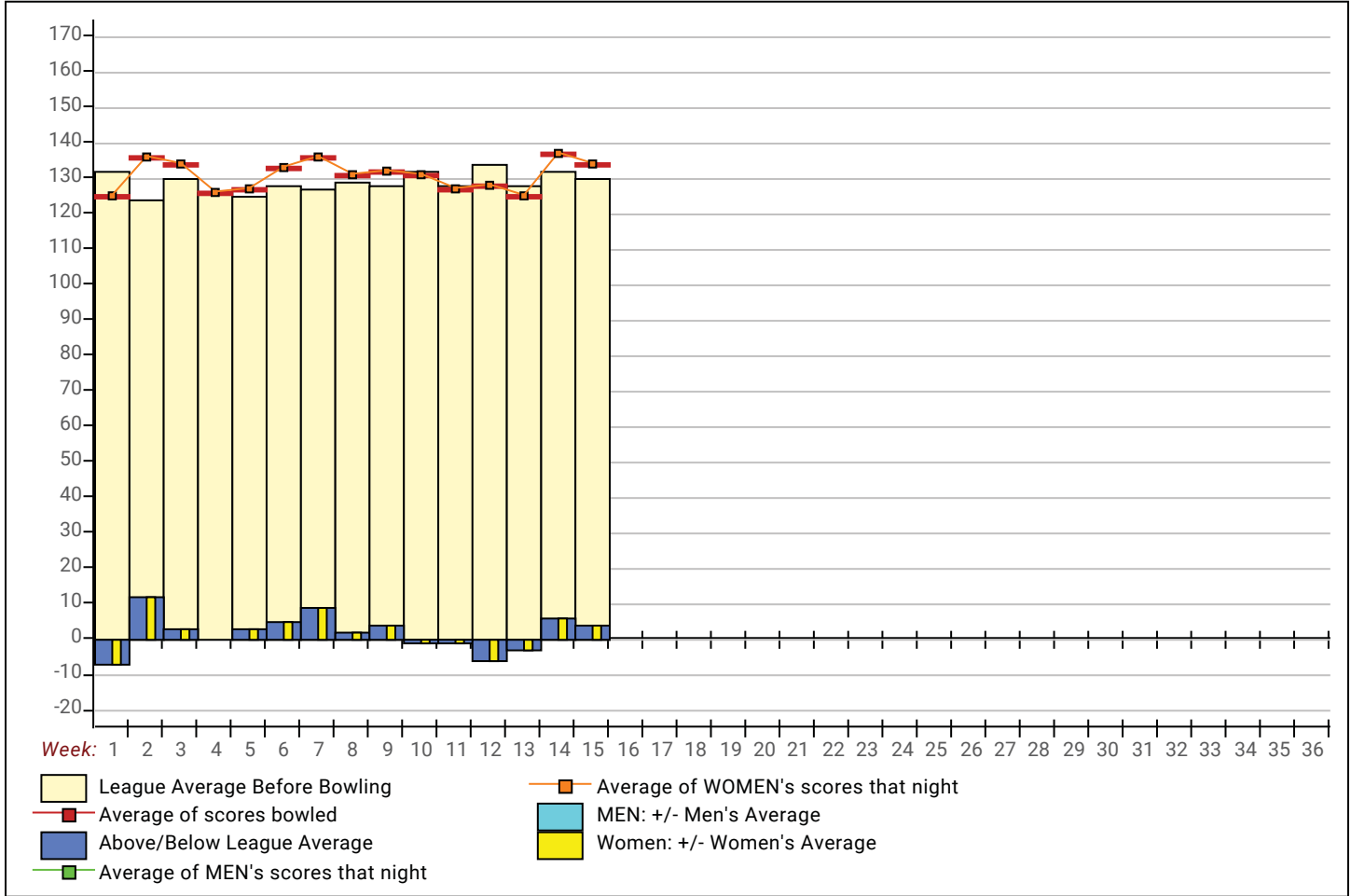


**Amount Over/Under Team Average**



This report is for scores bowled December 1 which is Week 15 of 33

**League Average Week-by-Week**



**League Average Statistics for Last Week**

	League	Right Hand	Left Hand
League Average Before Bowling	130.05	128.54	149.67
Average of scores bowled that night	133.69	132.18	153.33
New League Average After Bowling	130.33	128.83	149.91
Change in League Average	.28	.28	.24
People Who Bowled Over Average	9	8	1
People Who Bowled Under Average	5	5	
Average Amount of Series Over Avg	36.44	39.38	13.00
Average Amount of Series Under Avg	-31.60	-31.60	
Difference Avg, NiteAvg	4.05	4.03	4.33
Number of Bowlers	14	13	1
Number of Games Bowled	42	39	3
People Who Raised Their Average	9	8	1
Raised By an Average of This Amount	1.03	1.13	.24
People Who Lowered Their Average	5	5	
Lowered By an Average of This Amou	-1.07	-1.07	
Number of Games Bowled Over Avera	23	21	2
Number of Games Bowled Under Avera	18	17	1

*Note: Averages are based only on people who bowled.*

## Newcomers 2021-22

### Big Apple Fun Center

#### Team Standings

Place	Team Name	Avg p/gm	Points Won	Points Lost	Year-To-Date WON	Y-T-D LOST
1	Hits & Mrs	393	38	22	38	22
2	Pin Drops	382	38	22	38	22
3	Bowlin' Babes	393	37½	22½	37½	22½
4	Day Dreamers	368	31½	28½	31½	28½
5	Tub's Pub	393	28	32	28	32
6	Bye		7	53	7	53

\*\*\* Although not shown, standings are determined by points only for the current split

#### Last Week's Top Scores

Scratch Game		Scratch Series		Handicap Game		Handicap Series	
188	Nancy Bamrick	460	Jodi Daily	243	Crystal Dailey	620	Crystal Dailey
186	Crystal Dailey	455	Nancy Bamrick	236	Nancy Bamrick	604	Donna Michel
173	Linda Fees	449	Crystal Dailey	223	Linda Fees	599	Nancy Bamrick
168	Jodi Daily	447	Linda Fees	222	Donna Michel	597	Linda Fees
165	Lynda Ogle	425	Lynda Ogle	213	Lynda Ogle	595	Debra Kermmoade
156	Donna Michel	424	Micki Vest	208	Debra Kermmoade	595	Micki Vest
149	Debra Kermmoade	418	Debra Kermmoade	208	Jodi Daily	588	Randi Stucker
147	Micki Vest	411	Randi Stucker	206	Randi Stucker	580	Jodi Daily
147	Randi Stucker	406	Donna Michel	204	Micki Vest	569	Lynda Ogle
142	Sheryl Cochran	385	Deb Gibbs	192	Deb Gibbs	556	Deb Gibbs