

# Newcomers 2021-22

Wednesday 9:30 am

**Big Apple Fun Center**

Lanes 25 - 30

**\*\*\* Have FUN! No points awarded this week! \*\*\***

President: Linda Fees

Secretary/Treasurer: Jodi Daily

## Team Standings

Place	#	Team Name	Points Won	Points Lost	%Won	Season HCP Pins	Season Scr Pins	Avg p/gm	Year-To-Date WON	Y-T-D LOST	Y-T-D % WON
1	3	Hits & Mrs	34	22	60.7	23758	16438	391	34	22	60.7
2	1	Pin Drops	34	22	60.7	23573	15998	380	34	22	60.7
3	4	Bowlin' Babes	33½	22½	59.8	23256	16488	392	33½	22½	59.8
4	2	Day Dreamers	31½	24½	56.3	23363	15500	369	31½	24½	56.3
5	6	Tub's Pub	28	28	50.0	23460	16608	395	28	28	50.0
6	5	Bye	7	49		0	0		7	49	12.5

## Review of Last Week's Bowling.....

Lanes	Team Name	HDCP -1-	HDCP -2-	HDCP -3-	HDCP Total	Last Wk WON	Team Name	HDCP -1-	HDCP -2-	HDCP -3-	HDCP Total	Last Wk WON
25-26	Pin Drops	518	610	546	1674	1	<---> Bowlin' Babes	567	558	604	1729	3
27-28	Bye	0	0	0	0	0	<---> Hits & Mrs	570	589	595	1754	4
29-30	Tub's Pub	529	494	555	1578	1	<---> Day Dreamers	604	593	550	1747	3

## Lane Assignments

	25-26	27-28	29-30
Wk15 11/24	No points	Thanksgiving	
Wk15 12/01	3- 6	2- 4	5- 1
Wk16 12/08	5- 4	6- 1	2- 3
Wk17 12/15	2- 1	4- 3	6- 5

## Last Week's Top Scores

Team Scratch Game	Team Scratch Series	Team Handicap Game	Team Handicap Series
450 Pin Drops	1265 Hits & Mrs	610 Pin Drops	1754 Hits & Mrs
436 Bowlin' Babes	1225 Bowlin' Babes	604 Day Dreamers	1747 Day Dreamers
432 Hits & Mrs	1194 Pin Drops	604 Bowlin' Babes	1729 Bowlin' Babes
416 Day Dreamers	1183 Day Dreamers	595 Hits & Mrs	1674 Pin Drops
392 Tub's Pub	1089 Tub's Pub	555 Tub's Pub	1578 Tub's Pub
Scratch Game	Scratch Series	Handicap Game	Handicap Series
180 Crystal Dailey	498 Nancy Bamrick	239 Crystal Dailey	639 Nancy Bamrick
172 Beth Bryan	460 Jodi Daily	224 Beth Bryan	633 Crystal Dailey
168 Nancy Bamrick	456 Crystal Dailey	215 Nancy Bamrick	597 Jen Landanger
163 Pat Bowie	446 Lynda Ogle	213 Debra Kermmoade	596 Lynda Ogle
159 Jodi Daily	441 Jen Landanger	210 Pat Bowie	588 Debra Kermmoade
157 Lynda Ogle	420 Pat Bowie	208 Jen Landanger	580 Jodi Daily
156 Jen Landanger	408 Debra Kermmoade	207 Lynda Ogle	578 Micki Vest

## Season High Scores

Team Scratch Game	Team Scratch Series	Team Handicap Game	Team Handicap Series
505 Tub's Pub	1360 Hits & Mrs	686 Tub's Pub	1867 Hits & Mrs
504 Hits & Mrs	1342 Bowlin' Babes	673 Hits & Mrs	1834 Bowlin' Babes
474 Bowlin' Babes	1290 Pin Drops	641 Day Dreamers	1814 Tub's Pub
451 Day Dreamers	1281 Tub's Pub	638 Bowlin' Babes	1786 Day Dreamers
450 Pin Drops	1258 Day Dreamers	622 Pin Drops	1779 Pin Drops
Scratch Game	Scratch Series	Handicap Game	Handicap Series
215 Steph Meier	540 Jodi Daily	281 Steph Meier	684 Jodi Daily
209 Jodi Daily	510 Nancy Bamrick	258 Lynda Ogle	678 Randi Stucker
202 Lynda Ogle	502 Lynda Ogle	257 Jodi Daily	676 Steph Meier
196 Pat Bowie	492 Steph Meier	249 Nancy Bamrick	670 Lynda Ogle
188 Nancy Bamrick	489 Pat Bowie	246 Jo Johnson	660 Nancy Bamrick
185 Linda Fees	474 Linda Fees	246 Donna Michel	638 Jen Landanger
184 Jo Johnson	471 Sheryl Cochran	239 Lynn Eacker	633 Linda Fees
		239 Crystal Dailey	633 Crystal Dailey
		239 Micki Vest	

**Team Rosters**

**1 - Pin Drops**

Name	Avg	HDCP	Pins	Gms	High Game	High Sers	HDCP Game	HDCP Sers	Most Improved Avg +/-	To Raise Avg +1	To Drop Avg -1	Weekly Over Avg Series Avg +/-
Sheryl Cochran	138	49	3317	24	169	471	219	627	139 -0.79	436	408	387 - 417=-30
Beth Bryan	134	52	3644	27	172	439	224	616	135 -0.04	406	375	399 - 405=-6
Debra Kermmoade	126	59	3028	24	158	408	225	608	124 +2.17	401	373	408 - 372=36
Megan Deaver	105	76	1580	15	147	378	227	618		328	309	
Randi Stucker	126	59	3424	27	170	468	236	678	129 -2.19	386	355	

**2 - Day Dreamers**

Name	Avg	HDCP	Pins	Gms	High Game	High Sers	HDCP Game	HDCP Sers	Most Improved Avg +/-	To Raise Avg +1	To Drop Avg -1	Weekly Over Avg Series Avg +/-
Jen Landanger	137	50	2885	21	170	441	227	638	137 +0.38	427	402	441 - 405=36
Micki Vest	128	57	4611	36	175	432	239	624	129 -0.92	420	380	404 - 381=23
Deb Gibbs	128	57	3858	30	171	445	230	616	131 -2.40	399	365	
Cierra Schaepler	85	92	681	8	105	279	201	567		265	253	
Sue Bartels	104	76	1567	15	120	338	205	575		323	304	338 - 306=32

**3 - Hits & Mrs**

Name	Avg	HDCP	Pins	Gms	High Game	High Sers	HDCP Game	HDCP Sers	Most Improved Avg +/-	To Raise Avg +1	To Drop Avg -1	Weekly Over Avg Series Avg +/-
Nancy Bamrick	139	48	5440	39	188	510	249	660	142 -2.51	440	397	498 - 423=75
Donna Michel	117	66	2809	24	182	395	246	602	118 -0.96	377	349	
Lynda Ogle	139	48	5853	42	202	502	258	670	130 +9.36	447	401	446 - 411=35
Pam Maloley	125	60	376	3	138	376	198	556		380	373	
Pam Witter	112	70	677	6	141	355	215	577		340	330	

**4 - Bowlin' Babes**

Name	Avg	HDCP	Pins	Gms	High Game	High Sers	HDCP Game	HDCP Sers	Most Improved Avg +/-	To Raise Avg +1	To Drop Avg -1	Weekly Over Avg Series Avg +/-
Bronte Nielsen	113	69	1253	11	152	405	210	579		343	328	
Crystal Dailey	128	57	5400	42	180	456	239	633	128 +0.57	405	359	456 - 378=78
Jodi Daily	149	40	6286	42	209	540	257	684	155 -5.33	464	418	460 - 447=13
Jo Johnson	132	54	1980	15	184	440	246	626		414	395	

**5 - Bye**

**6 - Tub's Pub**

Name	Avg	HDCP	Pins	Gms	High Game	High Sers	HDCP Game	HDCP Sers	Most Improved Avg +/-	To Raise Avg +1	To Drop Avg -1	Weekly Over Avg Series Avg +/-
Linda Fees	137	50	4122	30	185	474	237	633	135 +2.40	432	398	
Lynn Eacker	115	68	4511	39	175	416	239	608	119 -3.33	361	318	288 - 351=-63
Pat Bowie	141	47	5083	36	196	489	238	630	147 -5.81	455	415	420 - 423=-3
Steph Meier	146	43	1321	9	215	492	281	676		443	430	

**Individual High Averages**

149.67 Jodi Daily	141.19 Pat Bowie	139.49 Nancy Bamrick
139.36 Lynda Ogle	138.21 Sheryl Cochran	137.40 Linda Fees

**Most Improved Average**

130 to 139.36 = +9.36 Lynda Ogle	135 to 137.40 = +2.40 Linda Fees	124 to 126.17 = +2.17 Debra Kermmoad
128 to 128.57 = +0.57 Crystal Dailey	137 to 137.38 = +0.38 Jen Landanger	135 to 134.96 = -0.04 Beth Bryan

**Most Un-Improved Averages**

147 to 141.19 = -5.81 Pat Bowie	155 to 149.67 = -5.33 Jodi Daily	119 to 115.67 = -3.33 Lynn Eacker
142 to 139.49 = -2.51 Nancy Bamrick	131 to 128.60 = -2.40 Deb Gibbs	129 to 126.81 = -2.19 Randi Stucker

**Local and Bowling Center Awards**

Name	USBC ID Number	Award Average	Award Games	G1	G2	G3 Series	Award Score	Award Received
Crystal S. Dailey	4132-565 USBC	126	39	137	139	180	456	180 175 Game (Local Assoc. Awards)

# Newcomers 2021-22

## Big Apple Fun Center

### Reprint of Scores -- Week 14

#### Lane 25 1 - Pin Drops Week 14 11/17/2021

Name	Old Avg	Old HDCP	-1-	-2-	-3-	Total	HDCP Total
Sheryl S. Cochran	139	48	132	125	130	387	531
Beth Bryan	135	52	105	172	122	399	555
Debra K. Kermmoade	124	60	121	153	134	408	588
			====	====	====	====	====
<i>Scratch Total</i>			358	450	386	1194	1194
<i>Handicap</i>			160	160	160		480
<i>Total</i>			518	610	546	1194	1674
<i>Team Points Won</i>			0.0	1.0	0.0	1.0	1.0

#### Lane 26 4 - Bowlin' Babes Week 14 11/17/2021

Name	Old Avg	Old HDCP	-1-	-2-	-3-	Total	HDCP Total
Bronte M. Nielsen	113	69	a103	a103	a103	309	516
Crystal S. Dailey	126	59	137	139	180	456	633
Jodi Daily	149	40	159	148	153	460	580
			====	====	====	====	====
<i>Scratch Total</i>			399	390	436	1225	1225
<i>Handicap</i>			168	168	168		504
<i>Total</i>			567	558	604	1225	1729
<i>Team Points Won</i>			1.0	0.0	1.0	3.0	3.0

#### Lane 27 5 - Bye Week 14 11/17/2021

Name	Old Avg	Old HDCP	-1-	-2-	-3-	Total	HDCP Total
<i>No one bowled</i>							

#### Lane 28 3 - Hits & Mrs Week 14 11/17/2021

Name	Old Avg	Old HDCP	-1-	-2-	-3-	Total	HDCP Total
Nancy Bamrick	141	47	162	168	168	498	639
<i>has Prebowl/MakeUp. True Av</i>		47					
Donna J. Michel	117	66	a107	a107	a107	321	519
<i>has Prebowl/MakeUp. True Av</i>		66					
Lynda M. Ogle	137	50	138	151	157	446	596
<i>has Prebowl/MakeUp. True Av</i>		50					
			====	====	====	====	====
<i>Scratch Total</i>			407	426	432	1265	1265
<i>Handicap</i>			163	163	163		489
<i>Total</i>			570	589	595	1265	1754
<i>Team Points Won</i>			1.0	1.0	1.0	4.0	4.0

#### Lane 29 6 - Tub's Pub Week 14 11/17/2021

Name	Old Avg	Old HDCP	-1-	-2-	-3-	Total	HDCP Total
Linda K. Fees	137	50	a127	a127	a127	381	531
Lynn R. Eacker	117	66	76	91	121	288	486
Pat L. Bowie	141	47	163	113	144	420	561
			====	====	====	====	====
<i>Scratch Total</i>			366	331	392	1089	1089
<i>Handicap</i>			163	163	163		489
<i>Total</i>			529	494	555	1089	1578
<i>Team Points Won</i>			0.0	0.0	1.0	1.0	1.0

#### Lane 30 2 - Day Dreamers Week 14 11/17/2021

Name	Old Avg	Old HDCP	-1-	-2-	-3-	Total	HDCP Total
Jen Landanger	135	52	151	156	134	441	597
Micki Vest	127	58	147	129	128	404	578
Sue Bartels	102	78	118	120	100	338	572
			====	====	====	====	====
<i>Scratch Total</i>			416	405	362	1183	1183
<i>Handicap</i>			188	188	188		564
<i>Total</i>			604	593	550	1183	1747
<i>Team Points Won</i>			1.0	1.0	0.0	3.0	3.0

# Newcomers 2021-22

## Big Apple Fun Center

\* Bowlers listed must have a minimum of 1 games.

### Change in Average

Name	----Old----		Old Avg	-1-	-2-	-3-	Total	---Average Change---			Weekly Over Avg Series Avg +/-
	Pins	Games						New - Old	---> +/-		
Nancy Bamrick	4252	30	141	162	168	168	498	139.49	- 141.73	= -2.25	498 - 423=75
Sue Bartels	1229	12	102	118	120	100	338	104.47	- 102.42	= 2.05	338 - 306=32
Pat L. Bowie	4663	33	141	163	113	144	420	141.19	- 141.30	= -0.11	420 - 423=-3
Beth Bryan	3245	24	135	105	172	122	399	134.96	- 135.21	= -0.25	399 - 405=-6
Sheryl S. Cochran	2930	21	139	132	125	130	387	138.21	- 139.52	= -1.32	387 - 417=-30
Crystal S. Dailey	4944	39	126	137	139	180	456	128.57	- 126.77	= 1.80	456 - 378=78
Jodi Daily	5826	39	149	159	148	153	460	149.67	- 149.38	= 0.28	460 - 447=13
Megan R. Deaver	1580	15	105				0	105.33	- 105.33	= 0.00	
Lynn R. Eacker	4223	36	117	76	91	121	288	115.67	- 117.31	= -1.64	288 - 351=-63
Linda K. Fees	4122	30	137	a127	a127	a127	381	137.40	- 137.40	= 0.00	
Deb Gibbs	3858	30	128				0	128.60	- 128.60	= 0.00	
Jo Johnson	1980	15	132				0	132.00	- 132.00	= 0.00	
Debra K. Kermmoade	2620	21	124	121	153	134	408	126.17	- 124.76	= 1.40	408 - 372=36
Jen Landanger	2444	18	135	151	156	134	441	137.38	- 135.78	= 1.60	441 - 405=36
Pam J. Maloley	376	3	125				0	125.33	- 125.33	= 0.00	
Steph Meier	1321	9	146				0	146.78	- 146.78	= 0.00	
Donna J. Michel	2809	24	117	a107	a107	a107	321	117.04	- 117.04	= 0.00	
Bronte M. Nielsen	1253	11	113	a103	a103	a103	309	113.91	- 113.91	= 0.00	
Lynda M. Ogle	4538	33	137	138	151	157	446	139.36	- 137.52	= 1.84	446 - 411=35
Cierra Schaepler	681	8	85				0	85.13	- 85.13	= 0.00	
Randi K. Stucker	3424	27	126				0	126.81	- 126.81	= 0.00	
Micki Vest	4207	33	127	147	129	128	404	128.08	- 127.48	= 0.60	404 - 381=23
Pam Witter	677	6	112				0	112.83	- 112.83	= 0.00	

# Newcomers 2021-22

## Big Apple Fun Center

\* Bowlers listed must have a minimum of 1 games.

### High Average Listing

	<u>Name</u>	<u>True Average</u>	<u>Pins</u>	<u>Gms</u>	<u>To Raise Avg +1</u>	<u>To Drop Avg -1</u>
1	Jodi Daily	149.67	6286	42	464	418
2	Steph Meier	146.78	1321	9	443	430
3	Pat L. Bowie	141.19	5083	36	455	415
4	Nancy Bamrick	139.49	5440	39	440	397
5	Lynda M. Ogle	139.36	5853	42	447	401
6	Sheryl S. Cochran	138.21	3317	24	436	408
7	Linda K. Fees	137.40	4122	30	432	398
8	Jen Landanger	137.38	2885	21	427	402
9	Beth Bryan	134.96	3644	27	406	375
10	Jo Johnson	132.00	1980	15	414	395
11	Deb Gibbs	128.60	3858	30	399	365
12	Crystal S. Dailey	128.57	5400	42	405	359
13	Micki Vest	128.08	4611	36	420	380
14	Randi K. Stucker	126.81	3424	27	386	355
15	Debra K. Kermmoade	126.17	3028	24	401	373
16	Pam J. Maloley	125.33	376	3	380	373
17	Donna J. Michel	117.04	2809	24	377	349
18	Lynn R. Eacker	115.67	4511	39	361	318
19	Bronte M. Nielsen	113.91	1253	11	343	328
20	Pam Witter	112.83	677	6	340	330
21	Megan R. Deaver	105.33	1580	15	328	309
22	Sue Bartels	104.47	1567	15	323	304
23	Cierra Schaepler	85.13	681	8	265	253

# Newcomers 2021-22

## Big Apple Fun Center

\* Bowlers listed must have a minimum of 24 games.

Note: This report includes information through November 17 which is Week 14 of 33

### Most Improved Averages

<u>Name</u>	<u>True Average</u>	<u>Most Improved Avg</u>	<u>+/-</u>	<u>Name</u>	<u>True Average</u>	<u>Most Improved Avg</u>	<u>+/-</u>
Lynda M. Ogle	139.36	130	+9.36	Donna J. Michel	117.04	118	-0.96
Linda K. Fees	137.40	135	+2.40	Randi K. Stucker	126.81	129	-2.19
Debra K. Kermmoade	126.17	124	+2.17	Deb Gibbs	128.60	131	-2.40
Crystal S. Dailey	128.57	128	+0.57	Nancy Bamrick	139.49	142	-2.51
Beth Bryan	134.96	135	-0.04	Lynn R. Eacker	115.67	119	-3.33
Sheryl S. Cochran	138.21	139	-0.79	Jodi Daily	149.67	155	-5.33
Micki Vest	128.08	129	-0.92	Pat L. Bowie	141.19	147	-5.81

# Newcomers 2021-22

## Big Apple Fun Center

\* Bowlers listed must have a minimum of 1 games.

### Most Pins Over Average

Name	----Old----		Old				---Average Change---			Weekly Over Avg	
	Pins	Games	Avg	-1-	-2-	-3-	Total	New - Old	---> +/-	Series Avg +/-	
Crystal S. Dailey	4944	39	126	137	139	180	456	128.57	- 126.77	= 1.80	456 - 378=78
Nancy Bamrick	4252	30	141	162	168	168	498	139.49	- 141.73	= -2.25	498 - 423=75
Jen Landanger	2444	18	135	151	156	134	441	137.38	- 135.78	= 1.60	441 - 405=36
Debra K. Kermmoade	2620	21	124	121	153	134	408	126.17	- 124.76	= 1.40	408 - 372=36
Lynda M. Ogle	4538	33	137	138	151	157	446	139.36	- 137.52	= 1.84	446 - 411=35
Sue Bartels	1229	12	102	118	120	100	338	104.47	- 102.42	= 2.05	338 - 306=32
Micki Vest	4207	33	127	147	129	128	404	128.08	- 127.48	= 0.60	404 - 381=23
Jodi Daily	5826	39	149	159	148	153	460	149.67	- 149.38	= 0.28	460 - 447=13
Pat L. Bowie	4663	33	141	163	113	144	420	141.19	- 141.30	= -0.11	420 - 423=-3
Beth Bryan	3245	24	135	105	172	122	399	134.96	- 135.21	= -0.25	399 - 405=-6
Sheryl S. Cochran	2930	21	139	132	125	130	387	138.21	- 139.52	= -1.32	387 - 417=-30
Lynn R. Eacker	4223	36	117	76	91	121	288	115.67	- 117.31	= -1.64	288 - 351=-63

# Newcomers 2021-22

## Big Apple Fun Center

This report is for scores bowled November 17 which is Week 14 of 33

### This Week's Statistics: Lefties vs Righties

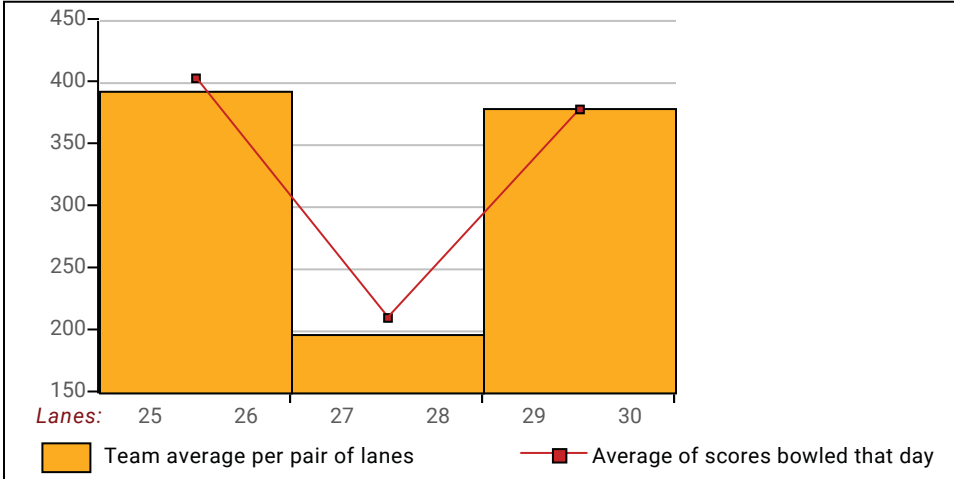
Unless designated left handed, bowlers are considered right handed.

	Over All	Right	Left
How many people bowled	12	11	1
Number of games bowled	36	33	3
Actual average of week's scores	137.36	135.91	153.33
How many games above average	24	22	2
How many games below average	12	11	1
Pins above/below average per game	6.28	6.45	4.33
How many people raised average	7	6	1
by this amount	1.37	1.55	0.28
How many people went down	5	5	--
by this amount	-1.11	-1.11	0.00
League average before bowling	131.60	129.98	149.38
League average after bowling	131.93	130.32	149.67
Change in league average	0.34	0.34	0.28
800s	--	--	--
775s	--	--	--
750s	--	--	--
725s	--	--	--
700s	--	--	--
675s	--	--	--
650s	--	--	--
625s	--	--	--
600s	--	--	--
575s	--	--	--
550s	--	--	--
525s	--	--	--
500s	--	--	--
475s	1	1	--
450s	2	1	1
425s	2	2	--
400s	3	3	--
below 400	4	4	--
300s	--	--	--
275s	--	--	--
250s	--	--	--
225s	--	--	--
200s	--	--	--
175s	1	1	--
150s	12	10	2
125s	13	12	1
100s	8	8	--
below 100	2	2	--

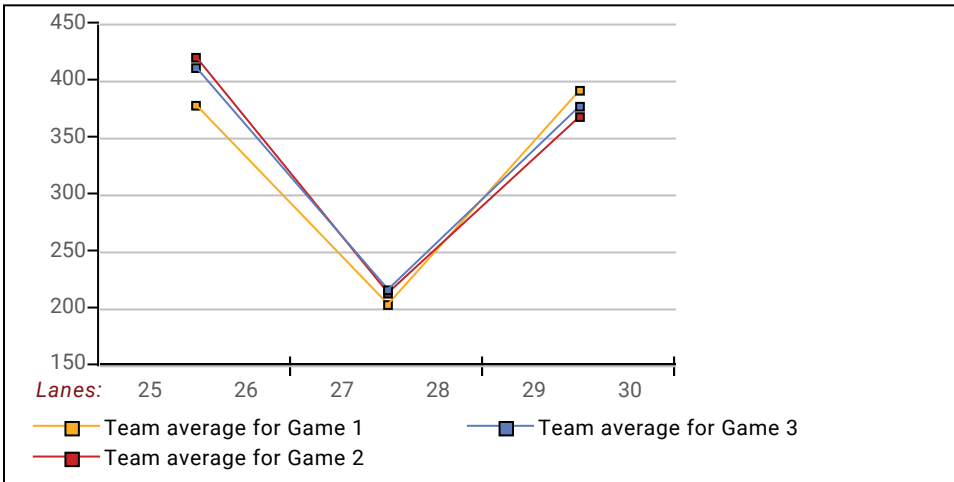


This report is for scores bowled November 17 which is Week 14 of 33

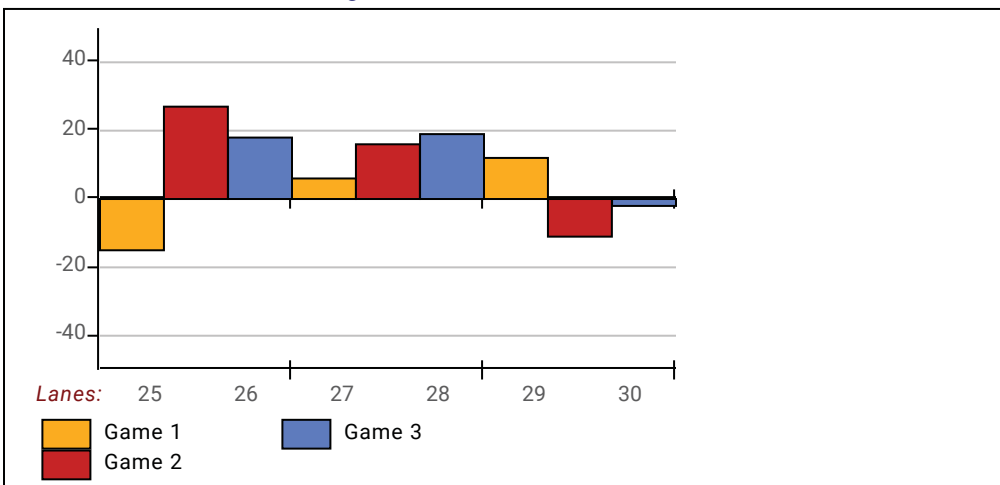
**Team Average vs Avg of Scores**



**Average of Scores for Each Game**

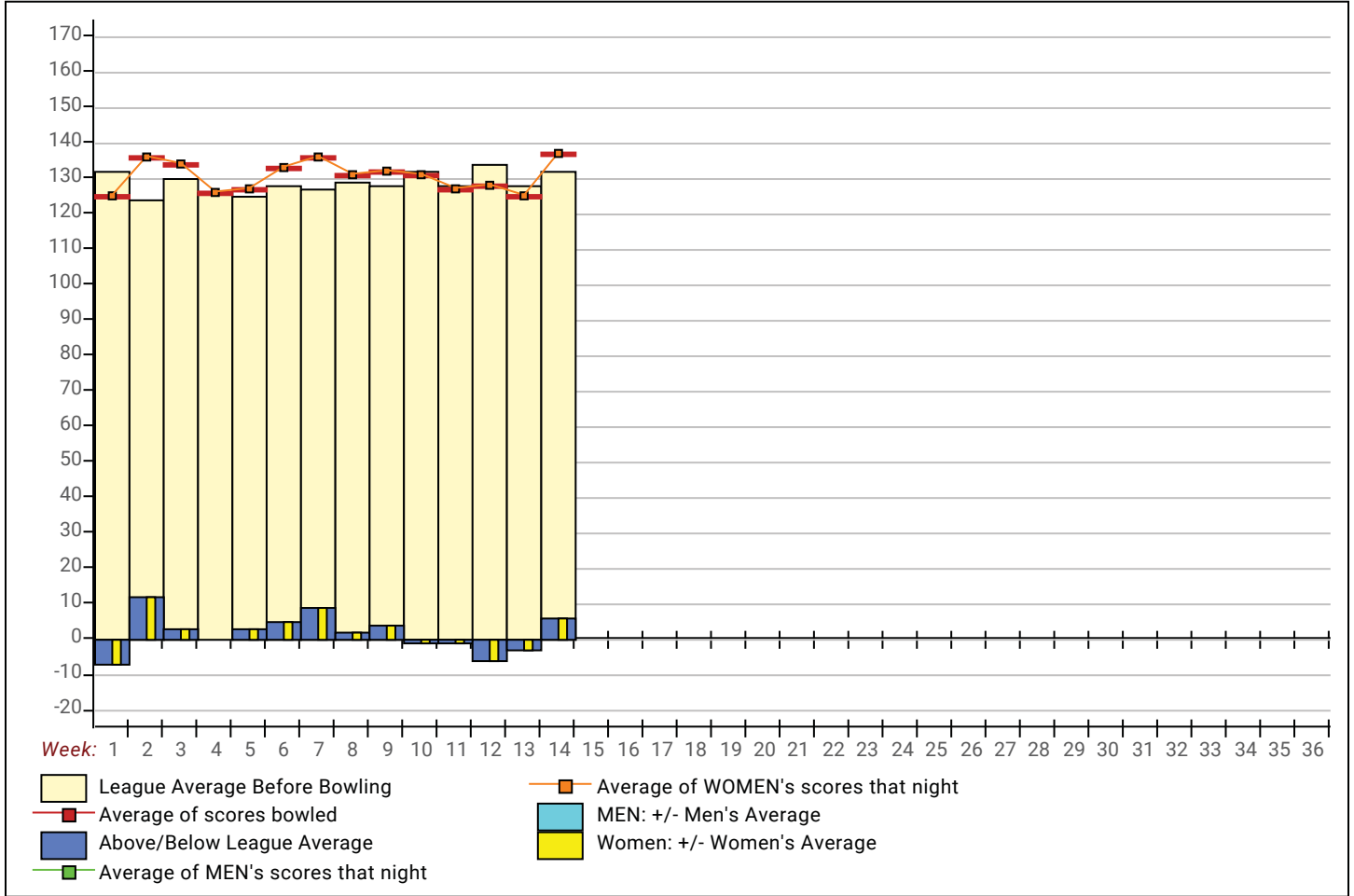


**Amount Over/Under Team Average**



This report is for scores bowled November 17 which is Week 14 of 33

**League Average Week-by-Week**



**League Average Statistics for Last Week**

	League	Right Hand	Left Hand
League Average Before Bowling	131.60	129.98	149.38
Average of scores bowled that night	137.36	135.91	153.33
New League Average After Bowling	131.93	130.32	149.67
Change in League Average	.34	.34	.28
People Who Bowled Over Average	8	7	1
People Who Bowled Under Average	4	4	
Average Amount of Series Over Avg	41.00	45.00	13.00
Average Amount of Series Under Avg	-25.50	-25.50	
Difference Avg, NiteAvg	6.28	6.45	4.33
Number of Bowlers	12	11	1
Number of Games Bowled	36	33	3
People Who Raised Their Average	7	6	1
Raised By an Average of This Amount	1.37	1.55	.28
People Who Lowered Their Average	5	5	
Lowered By an Average of This Amou	-1.11	-1.11	
Number of Games Bowled Over Avera	24	22	2
Number of Games Bowled Under Avera	12	11	1

*Note: Averages are based only on people who bowled.*

## Newcomers 2021-22

### Big Apple Fun Center

\*\*\* Have FUN! No points awarded this week! \*\*\*

#### Team Standings

Place	Team Name	Avg p/gm	Points Won	Points Lost	Year-To-Date WON	Y-T-D LOST
1	Hits & Mrs	391	34	22	34	22
2	Pin Drops	380	34	22	34	22
3	Bowlin' Babes	392	33½	22½	33½	22½
4	Day Dreamers	369	31½	24½	31½	24½
5	Tub's Pub	395	28	28	28	28
6	Bye		7	49	7	49

\*\*\* Although not shown, standings are determined by points only for the current split

#### Last Week's Top Scores

Scratch Game		Scratch Series		Handicap Game		Handicap Series	
180	Crystal Dailey	498	Nancy Bamrick	239	Crystal Dailey	639	Nancy Bamrick
172	Beth Bryan	460	Jodi Daily	224	Beth Bryan	633	Crystal Dailey
168	Nancy Bamrick	456	Crystal Dailey	215	Nancy Bamrick	597	Jen Landanger
163	Pat Bowie	446	Lynda Ogle	213	Debra Kermmoade	596	Lynda Ogle
159	Jodi Daily	441	Jen Landanger	210	Pat Bowie	588	Debra Kermmoade
157	Lynda Ogle	420	Pat Bowie	208	Jen Landanger	580	Jodi Daily
156	Jen Landanger	408	Debra Kermmoade	207	Lynda Ogle	578	Micki Vest
153	Debra Kermmoade	404	Micki Vest	205	Micki Vest	572	Sue Bartels
147	Micki Vest	399	Beth Bryan	199	Jodi Daily	561	Pat Bowie
132	Sheryl Cochran	387	Sheryl Cochran	198	Sue Bartels	555	Beth Bryan