

Newcomers 2025-26

Wednesday 9:30 am

Big Apple Fun Center

Lanes 17 - 22

President: Linda Fees (308)627-6143

Secretary/Treasurer: Kathy Rogers (308)765-0281

Team Standings

Place	#	Team Name	Points Won	Points Lost	%Won	Pins + HDCP	Scratch Pins	Avg p/gm	High Game	High Sers	HDCP Game	HDCP Sers
1	4	Tub's Pub	37	15	71.2	21946	15040	385	521	1275	698	1804
2	5	Bowlin' Babes	31	21	59.6	22030	15817	405	515	1386	675	1884
3	2	Lucky Ducks	30	22	57.7	21613	13129	336	421	1096	648	1762
4	1	Day Dreamers	29	23	55.8	21460	14746	378	442	1205	616	1717
5	3	Pindrops	24	28	46.2	21431	14249	365	436	1186	619	1714
6	6	Bye Team	5	47		0	0		0	0	0	0

Review of Last Week's Bowling.....

Lanes	Team Name	HDCP -1-	HDCP -2-	HDCP -3-	HDCP Total	Last Wk WON	Team Name	HDCP -1-	HDCP -2-	HDCP -3-	HDCP Total	Last Wk WON
17-18	Bowlin' Babes	609	555	529	1693	1	<---> Lucky Ducks	547	574	596	1717	3
19-20	Tub's Pub	539	565	564	1668	4	<---> Bye Team	0	0	0	0	0
21-22	Day Dreamers	560	569	559	1688	4	<---> Pindrops	537	549	558	1644	0

Lane Assignments

	17-18	19-20	21-22
Wk14 12/10	1- 4	5- 3	6- 2
Wk15 12/17	3- 6	2- 4	5- 1
HD2 12/24 🗓️	Christmas Eve	No bowling	
HD3 12/31 🗓️	New Year's Eve	No bowling	
Wk16 01/07	5- 4	6- 1	2- 3

Last Week's Top Scores

Team Scratch Game		Team Scratch Series		Team Handicap Game		Team Handicap Series	
455	Bowlin' Babes	1231	Bowlin' Babes	609	Bowlin' Babes	1717	Lucky Ducks
391	Tub's Pub	1146	Tub's Pub	596	Lucky Ducks	1693	Bowlin' Babes
389	Lucky Ducks	1124	Day Dreamers	569	Day Dreamers	1688	Day Dreamers
381	Day Dreamers	1096	Lucky Ducks	565	Tub's Pub	1668	Tub's Pub
374	Pindrops	1092	Pindrops	558	Pindrops	1644	Pindrops
Scratch Game		Scratch Series		Handicap Game		Handicap Series	
175	Susie Larson	470	Susie Larson	222	Sharon Cordes	608	Susie Larson
157	Sharon Cordes	423	Randi Stucker	221	Susie Larson	600	Randi Stucker
151	Randi Stucker	420	Pat Bowie	211	Kayla Parker	597	Sharon Cordes
149	Pat Bowie	402	Sharon Cordes	210	Randi Stucker	585	Kayla Parker
149	Kayla Parker	399	Kayla Parker	204	Kristen Pavelka	572	Lynn Eacker
144	Crystal Dailey	397	Kathy Rogers	203	Crystal Dailey	571	Kathy Rogers
142	Kathy Rogers	383	Lynda Ogle	200	Kathy Rogers	564	Pat Bowie
138	Kristen Pavelka	378	Crystal Dailey	197	Lynn Eacker	555	Crystal Dailey
136	Lynda Ogle	370	Linda Fees	197	Pat Bowie	553	Kristen Pavelka
127	Deb Gibbs	370	Deb Gibbs	191	Kim Hynes	550	Deb Gibbs

Season High Scores

Team Scratch Game		Team Scratch Series		Team Handicap Game		Team Handicap Series	
521	Tub's Pub	1386	Bowlin' Babes	698	Tub's Pub	1884	Bowlin' Babes
515	Bowlin' Babes	1275	Tub's Pub	675	Bowlin' Babes	1804	Tub's Pub
442	Day Dreamers	1205	Day Dreamers	648	Lucky Ducks	1762	Lucky Ducks
436	Pindrops	1186	Pindrops	619	Pindrops	1717	Day Dreamers
421	Lucky Ducks	1096	Lucky Ducks	616	Day Dreamers	1714	Pindrops

Season High Scores - Continued

Scratch Game		Scratch Series		Handicap Game		Handicap Series	
218	Susie Larson	528	Susie Larson	270	Susie Larson	684	Susie Larson
186	Jen Landanger	504	Jen Landanger	249	Lynn Eacker	645	Jen Landanger
185	Pat Bowie	492	Pat Bowie	248	Kim Hynes	643	Sharon Cordes
182	Lynda Ogle	480	Lynda Ogle	244	Sharon Cordes	642	Pat Bowie
179	Randi Stucker	437	Debra Kermmoade	240	Randi Stucker	642	Lynda Ogle
176	Lynn Eacker	431	Linda Fees	238	Pat Bowie	622	Crystal Dailey
170	Crystal Dailey	430	Crystal Dailey	235	Lynda Ogle	618	Kathy Rogers
167	Linda Fees	427	Jo Johnson	234	Crystal Dailey	617	Debra Kermmoade
167	Debra Kermmoade	423	Randi Stucker	233	Jen Landanger	600	Deb Gibbs
163	Jo Johnson	420	Kathy Rogers	227	Debra Kermmoade	600	Randi Stucker

Team Rosters

1 - Day Dreamers

Name	Avg	HDCP	Pins	Gms	High Game	High Sers	HDCP Game	HDCP Sers	0's	100's	200's	0's	400's	500's
Jen Landanger	144	44	2169	15	186	504	233	645	--	15	--	--	4	1
Deb Gibbs	124	60	4103	33	158	407	225	600	--	33	--	9	2	--
Kayla S. Parker	123	61	2600	21	149	412	213	589	2	19	--	6	1	--
Kristen A. Pavelka	117	66	1767	15	153	380	221	584	3	12	--	5	--	--

2 - Lucky Ducks

Name	Avg	HDCP	Pins	Gms	High Game	High Sers	HDCP Game	HDCP Sers	0's	100's	200's	0's	400's	500's
Kathy Rogers	128	57	4998	39	157	420	216	618	3	36	--	10	3	--
Sharon K. Cordes	119	64	4658	39	160	414	244	643	5	34	--	11	2	--
Kim Hynes	96	83	1448	15	157	326	248	599	10	5	--	5	--	--

3 - Pindrops

Name	Avg	HDCP	Pins	Gms	High Game	High Sers	HDCP Game	HDCP Sers	0's	100's	200's	0's	400's	500's
Beth Bryan	117	66	2465	21	141	403	194	559	2	19	--	6	1	--
Sheryl S. Cochran	117	66	2458	21	144	380	211	593	4	17	--	7	--	--
Debra K. Kermmoade	126	59	3427	27	167	437	227	617	2	25	--	7	2	--
Randi K. Stucker	128	57	3841	30	179	423	240	600	--	30	--	7	3	--

4 - Tub's Pub

Name	Avg	HDCP	Pins	Gms	High Game	High Sers	HDCP Game	HDCP Sers	0's	100's	200's	0's	400's	500's
Linda K. Fees	131	55	5011	38	167	431	221	599	--	38	--	7	5	--
Lynn R. Eacker	110	72	3660	33	176	365	249	584	10	23	--	11	--	--
Pat L. Bowie	139	48	5438	39	185	492	238	642	--	39	--	5	8	--
Jo A. Johnson	134	52	809	6	163	427	209	565	--	6	--	1	1	--

5 - Bowlin' Babes

Name	Avg	HDCP	Pins	Gms	High Game	High Sers	HDCP Game	HDCP Sers	0's	100's	200's	0's	400's	500's
Crystal S. Dailey	126	59	4561	36	170	430	234	622	1	35	--	10	2	--
Lynda M. Ogle	137	50	5363	39	182	480	235	642	--	39	--	4	9	--
Susie Larson	143	45	5167	36	218	528	270	684	--	35	1	2	9	1
Jodi Daily	0	0	0	0	0	0			--	--	--	--	--	--

6 - Bye Team

Individual High Averages

143.53	Susie Larson	139.44	Pat Bowie	137.51	Lynda Ogle
131.87	Linda Fees	128.15	Kathy Rogers	128.03	Randi Stucker

Most Improved Average

135 to 143.53 = +8.53 Susie Larson	132 to 139.44 = +7.44 Pat Bowie	132 to 137.51 = +5.51 Lynda Ogle
123 to 128.03 = +5.03 Randi Stucker	125 to 128.15 = +3.15 Kathy Rogers	108 to 110.91 = +2.91 Lynn Eacker

Most Un-Improved Averages

128 to 126.93 = -1.07 Debra Kermmoad	117 to 117.05 = +0.05 Sheryl Cochran	117 to 117.38 = +0.38 Beth Bryan
123 to 123.81 = +0.81 Kayla Parker	130 to 131.87 = +1.87 Linda Fees	122 to 124.33 = +2.33 Deb Gibbs

Newcomers 2025-26

Big Apple Fun Center Reprint of Scores -- Week 13

Lane 17 5 - Bowlin' Babes Week 13 12/3/2025

Name	Old	Old	-1-	-2-	-3-	Total	HDCP
	Avg	HDCP					Total
Crystal S. Dailey	bk126	59	144	132	102	378	555
Lynda M. Ogle	bk138	49	136	126	121	383	530
Susie Larson	bk142	46	175	143	152	470	608
			=====	=====	=====	=====	=====
Scratch Total			455	401	375	1231	1231
Handicap			154	154	154		462
Total			609	555	529	1231	1693
Team Points Won			1.0	0.0	0.0	1.0	1.0

Lane 18 2 - Lucky Ducks Week 13 12/3/2025

Name	Old	Old	-1-	-2-	-3-	Total	HDCP
	Avg	HDCP					Total
Kathy Rogers	bk127	58	123	132	142	397	571
Sharon K. Cordes	bk118	65	110	135	157	402	597
Kim Hynes	95	84	107	100	90	297	549
			=====	=====	=====	=====	=====
Scratch Total			340	367	389	1096	1096
Handicap			207	207	207		621
Total			547	574	596	1096	1717
Team Points Won			0.0	1.0	1.0	3.0	3.0

Lane 19 4 - Tub's Pub Week 13 12/3/2025

Name	Old	Old	-1-	-2-	-3-	Total	HDCP
	Avg	HDCP					Total
Linda K. Fees	bk132	54	124	126	120	370	532
Lynn R. Eacker	bk110	72	110	125	121	356	572
Pat L. Bowie	bk139	48	131	140	149	420	564
			=====	=====	=====	=====	=====
Scratch Total			365	391	390	1146	1146
Handicap			174	174	174		522
Total			539	565	564	1146	1668
Team Points Won			1.0	1.0	1.0	4.0	4.0

Lane 20 6 - Bye Team Week 13 12/3/2025

Name	Old	Old	-1-	-2-	-3-	Total	HDCP
	Avg	HDCP					Total
No one bowled							

Lane 21 1 - Day Dreamers Week 13 12/3/2025

Name	Old	Old	-1-	-2-	-3-	Total	HDCP
	Avg	HDCP					Total
Deb Gibbs	bk124	60	123	127	120	370	550
Kayla S. Parker	bk122	62	149	137	113	399	585
Kristen A. Pavelka	bk117	66	100	117	138	355	553
			=====	=====	=====	=====	=====
Scratch Total			372	381	371	1124	1124
Handicap			188	188	188		564
Total			560	569	559	1124	1688
Team Points Won			1.0	1.0	1.0	4.0	4.0

Lane 22 3 - Pindrops Week 13 12/3/2025

Name	Old	Old	-1-	-2-	-3-	Total	HDCP
	Avg	HDCP					Total
Sheryl S. Cochran	bk117	66	a107	a107	a107	321	519
Debra K. Kermmoade	bk126	59	a116	a116	a116	348	525
Randi K. Stucker	bk126	59	130	142	151	423	600
			=====	=====	=====	=====	=====
Scratch Total			353	365	374	1092	1092
Handicap			184	184	184		552
Total			537	549	558	1092	1644
Team Points Won			0.0	0.0	0.0	0.0	0.0

Newcomers 2025-26

Big Apple Fun Center

* Bowlers listed must have a minimum of 1 games.

Change in Average

Name	-----Old-----		Old					---Average Change---			Weekly Over Avg
	Pins	Games	Avg	-1-	-2-	-3-	Total	New - Old	---> +/-	Series Avg +/-	
Pat L. Bowie	5018	36	bk139	131	140	149	420	139.44	- 139.39	= 0.05	420 - 417=3
Beth Bryan	2465	21	bk117				0	117.38	- 117.38	= 0.00	
Sheryl S. Cochran	2458	21	bk117	a107	a107	a107	321	117.05	- 117.05	= 0.00	
Sharon K. Cordes	4256	36	bk118	110	135	157	402	119.44	- 118.22	= 1.21	402 - 354=48
Crystal S. Dailey	4183	33	bk126	144	132	102	378	126.69	- 126.76	= -0.06	378 - 378=0
Lynn R. Eacker	3304	30	bk110	110	125	121	356	110.91	- 110.13	= 0.78	356 - 330=26
Linda K. Fees	4641	35	bk132	124	126	120	370	131.87	- 132.60	= -0.73	370 - 396=-26
Deb Gibbs	3733	30	bk124	123	127	120	370	124.33	- 124.43	= -0.10	370 - 372=-2
Kim Hynes	1151	12	95	107	100	90	297	96.53	- 95.92	= 0.62	297 - 285=12
Jo A. Johnson	809	6	134				0	134.83	- 134.83	= 0.00	
Debra K. Kermmoade	3427	27	bk126	a116	a116	a116	348	126.93	- 126.93	= 0.00	
Jen Landanger	2169	15	bk144				0	144.60	- 144.60	= 0.00	
Susie Larson	4697	33	bk142	175	143	152	470	143.53	- 142.33	= 1.19	470 - 426=44
Lynda M. Ogle	4980	36	bk138	136	126	121	383	137.51	- 138.33	= -0.82	383 - 414=-31
Kayla S. Parker	2201	18	bk122	149	137	113	399	123.81	- 122.28	= 1.53	399 - 366=33
Kristen A. Pavelka	1412	12	bk117	100	117	138	355	117.80	- 117.67	= 0.13	355 - 351=4
Kathy Rogers	4601	36	bk127	123	132	142	397	128.15	- 127.81	= 0.35	397 - 381=16
Randi K. Stucker	3418	27	bk126	130	142	151	423	128.03	- 126.59	= 1.44	423 - 378=45

Newcomers 2025-26

Big Apple Fun Center

* Bowlers listed must have a minimum of 1 games.

High Average Listing

	<u>Name</u>	<u>True Average</u>	<u>Pins</u>	<u>Gms</u>	<u>To Raise Avg +1</u>	<u>To Drop Avg -1</u>
1	Jen Landanger	144.60	2169	15	441	422
2	Susie Larson	143.53	5167	36	449	409
3	Pat L. Bowie	139.44	5438	39	442	399
4	Lynda M. Ogle	137.51	5363	39	433	390
5	Jo A. Johnson	134.83	809	6	406	396
6	Linda K. Fees	131.87	5011	38	401	359
7	Kathy Rogers	128.15	4998	39	420	377
8	Randi K. Stucker	128.03	3841	30	416	382
9	Debra K. Kermmoade	126.93	3427	27	383	352
10	Crystal S. Dailey	126.69	4561	36	392	352
11	Deb Gibbs	124.33	4103	33	397	360
12	Kayla S. Parker	123.81	2600	21	376	351
13	Sharon K. Cordes	119.44	4658	39	382	339
14	Kristen A. Pavelka	117.80	1767	15	357	338
15	Beth Bryan	117.38	2465	21	367	342
16	Sheryl S. Cochran	117.05	2458	21	374	349
17	Lynn R. Eacker	110.91	3660	33	336	299
18	Kim Hynes	96.53	1448	15	298	279

Newcomers 2025-26

Big Apple Fun Center

* Bowlers listed must have a minimum of 22 games.

Note: This report includes information through December 3 which is Week 13 of 31

Most Improved Averages

Name	True		Most Improved		Name	True		Most Improved	
	Average	Gms	Avg	+/-		Average	Gms	Avg	+/-
Susie Larson	143.53	36	135	+8.53	Crystal S. Dailey	126.69	36	124	+2.69
Pat L. Bowie	139.44	39	132	+7.44	Sharon K. Cordes	119.44	39	117	+2.44
Lynda M. Ogle	137.51	39	132	+5.51	Deb Gibbs	124.33	33	122	+2.33
Randi K. Stucker	128.03	30	123	+5.03	Linda K. Fees	131.87	38	130	+1.87
Kathy Rogers	128.15	39	125	+3.15	Debra K. Kermmoade	126.93	27	128	-1.07
Lynn R. Eacker	110.91	33	108	+2.91					

Newcomers 2025-26

Big Apple Fun Center

* Bowlers listed must have a minimum of 1 games.

Most Pins Over Average

Name	-----Old-----		Old					---Average Change---			Weekly Over Avg
	Pins	Games	Avg	-1-	-2-	-3-	Total	New - Old	---> +/-	Series Avg +/-	
Sharon K. Cordes	4256	36	bk118	110	135	157	402	119.44	- 118.22	= 1.21	402 - 354=48
Randi K. Stucker	3418	27	bk126	130	142	151	423	128.03	- 126.59	= 1.44	423 - 378=45
Susie Larson	4697	33	bk142	175	143	152	470	143.53	- 142.33	= 1.19	470 - 426=44
Kayla S. Parker	2201	18	bk122	149	137	113	399	123.81	- 122.28	= 1.53	399 - 366=33
Lynn R. Eacker	3304	30	bk110	110	125	121	356	110.91	- 110.13	= 0.78	356 - 330=26
Kathy Rogers	4601	36	bk127	123	132	142	397	128.15	- 127.81	= 0.35	397 - 381=16
Kim Hynes	1151	12	95	107	100	90	297	96.53	- 95.92	= 0.62	297 - 285=12
Kristen A. Pavelka	1412	12	bk117	100	117	138	355	117.80	- 117.67	= 0.13	355 - 351=4
Pat L. Bowie	5018	36	bk139	131	140	149	420	139.44	- 139.39	= 0.05	420 - 417=3
Crystal S. Dailey	4183	33	bk126	144	132	102	378	126.69	- 126.76	= -0.06	378 - 378=0
Deb Gibbs	3733	30	bk124	123	127	120	370	124.33	- 124.43	= -0.10	370 - 372=-2
Linda K. Fees	4641	35	bk132	124	126	120	370	131.87	- 132.60	= -0.73	370 - 396=-26
Lynda M. Ogle	4980	36	bk138	136	126	121	383	137.51	- 138.33	= -0.82	383 - 414=-31

Newcomers 2025-26

Big Apple Fun Center

This report is for scores bowled December 3 which is Week 13 of 31

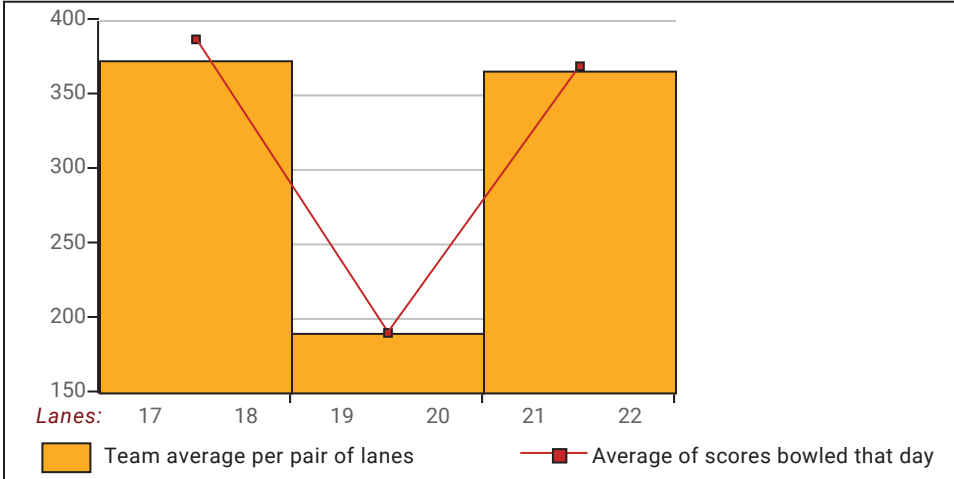
This Week's Statistics: Lefties vs Righties

Unless designated left handed, bowlers are considered right handed.

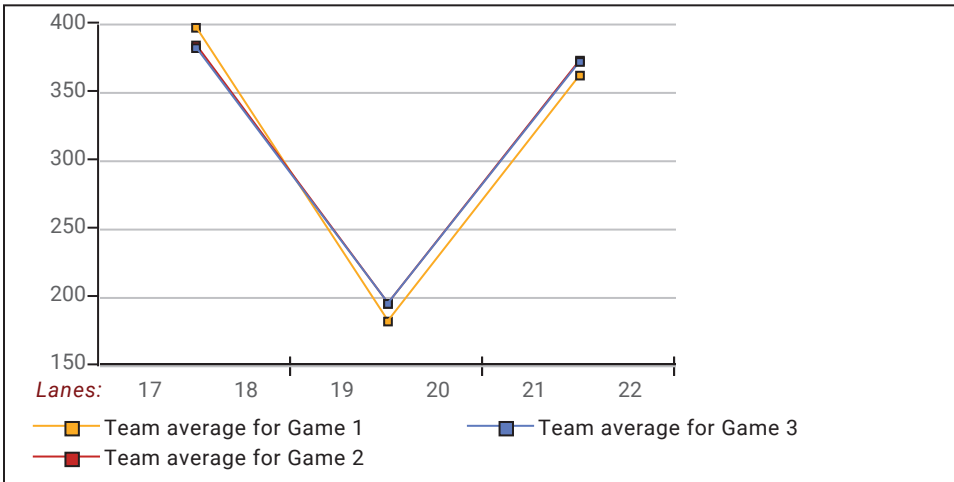
	Over All	Right	Left
How many people bowled	13	13	0
Number of games bowled	39	39	0
Actual average of week's scores	128.72	128.72	0.00
How many games above average	22	22	0
How many games below average	15	15	0
Pins above/below average per game	4.41	4.41	0.00
How many people raised average	9	9	--
by this amount	0.81	0.81	0.00
How many people went down	4	4	--
by this amount	-0.43	-0.43	0.00
League average before bowling	124.80	124.80	0.00
League average after bowling	125.23	125.23	0.00
Change in league average	0.43	0.43	0.00
800s	--	--	--
775s	--	--	--
750s	--	--	--
725s	--	--	--
700s	--	--	--
675s	--	--	--
650s	--	--	--
625s	--	--	--
600s	--	--	--
575s	--	--	--
550s	--	--	--
525s	--	--	--
500s	--	--	--
475s	--	--	--
450s	1	1	--
425s	--	--	--
400s	3	3	--
below 400	9	9	--
300s	--	--	--
275s	--	--	--
250s	--	--	--
225s	--	--	--
200s	--	--	--
175s	1	1	--
150s	3	3	--
125s	19	19	--
100s	15	15	--
below 100	1	1	--

This report is for scores bowled December 3 which is Week 13 of 31

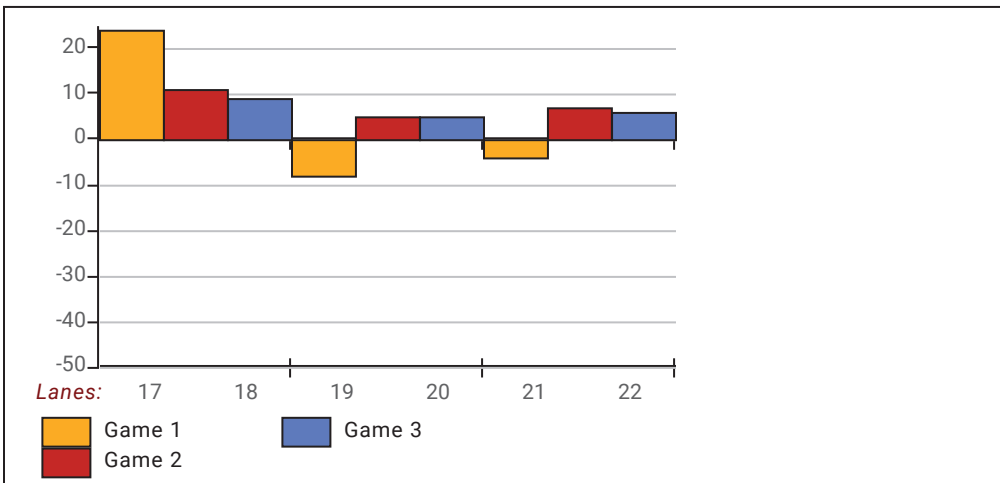
Team Average vs Avg of Scores



Average of Scores for Each Game

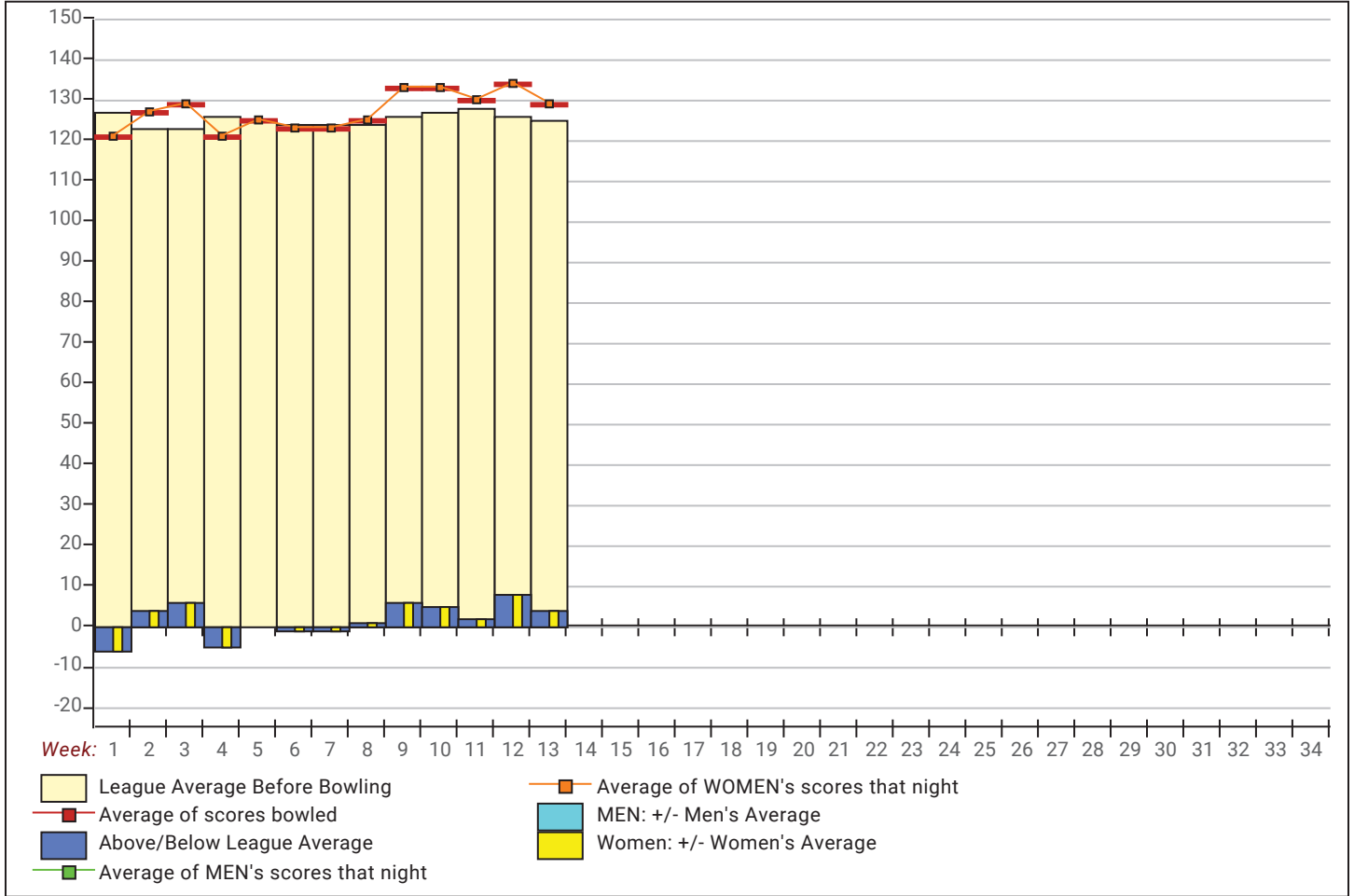


Amount Over/Under Team Average



This report is for scores bowled December 3 which is Week 13 of 31

League Average Week-by-Week



League Average Statistics for Last Week

	League	Right Hand	Left Hand
League Average Before Bowling	124.80	124.80	
Average of scores bowled that night	128.72	128.72	
New League Average After Bowling	125.23	125.23	
Change in League Average	.43	.43	
People Who Bowled Over Average	9	9	
People Who Bowled Under Average	4	4	
Average Amount of Series Over Avg	25.67	25.67	
Average Amount of Series Under Avg	-14.75	-14.75	
Difference Avg, NiteAvg	4.41	4.41	
Number of Bowlers	13	13	
Number of Games Bowled	39	39	
People Who Raised Their Average	9	9	
Raised By an Average of This Amount	.81	.81	
People Who Lowered Their Average	4	4	
Lowered By an Average of This Amou	-.43	-.43	
Number of Games Bowled Over Avera	22	22	
Number of Games Bowled Under Avera	15	15	

Note: Averages are based only on people who bowled.

Press Release -- 12/4/2025

12/3/2025 Week 13 of 31

Newcomers 2025-26

Wednesday 9:30 am

Big Apple Fun Center

Lanes 17 - 22

Team Standings

Place	Team Name	Avg p/gm	Points Won	Points Lost	Year-To-Date WON	Y-T-D LOST
1	Tub's Pub	385	37	15	37	15
2	Bowlin' Babes	405	31	21	31	21
3	Lucky Ducks	336	30	22	30	22
4	Day Dreamers	378	29	23	29	23
5	Pindrops	365	24	28	24	28
6	Bye Team		5	47	5	47

*** Although not shown, standings are determined by points only for the current split

Last Week's Top Scores

Scratch Game		Scratch Series		Handicap Game		Handicap Series	
175	Susie Larson	470	Susie Larson	222	Sharon Cordes	608	Susie Larson
157	Sharon Cordes	423	Randi Stucker	221	Susie Larson	600	Randi Stucker
151	Randi Stucker	420	Pat Bowie	211	Kayla Parker	597	Sharon Cordes
149	Pat Bowie	402	Sharon Cordes	210	Randi Stucker	585	Kayla Parker
149	Kayla Parker	399	Kayla Parker	204	Kristen Pavelka	572	Lynn Eacker
144	Crystal Dailey	397	Kathy Rogers	203	Crystal Dailey	571	Kathy Rogers
142	Kathy Rogers	383	Lynda Ogle	200	Kathy Rogers	564	Pat Bowie
138	Kristen Pavelka	378	Crystal Dailey	197	Lynn Eacker	555	Crystal Dailey
136	Lynda Ogle	370	Linda Fees	197	Pat Bowie	553	Kristen Pavelka
127	Deb Gibbs	370	Deb Gibbs	191	Kim Hynes	550	Deb Gibbs

Local and Bowling Center Awards

Name	USBC ID Number	Award Average	Award Games	G1	G2	G3	Series	Award Score	Award Received
Sharon K. Cordes	8966-4418 USBC	118	36	110	135	157	402	402	400 Series (Local Assoc. Awards)
	8966-4418 USBC	118	36	110	135	157	402	157	150 Game (Local Assoc. Awards)