

Newcomers 2021-22

Wednesday 9:30 am

Big Apple Fun Center

Lanes 25 - 30

President: Linda Fees

Secretary/Treasurer: Jodi Daily

Team Standings

Place	#	Team Name	Points Won	Points Lost	%Won	Season HCP Pins	Season Scr Pins	Avg p/gm	Year-To-Date WON	Y-T-D LOST	Y-T-D % WON
1	1	Pin Drops	31	17	64.6	20251	13666	379	31	17	64.6
2	4	Bowlin' Babes	28½	19½	59.4	19922	14162	393	28½	19½	59.4
3	3	Hits & Mrs	28	20	58.3	20393	14045	390	28	20	58.3
4	6	Tub's Pub	25	23	52.1	20234	14372	399	25	23	52.1
5	2	Day Dreamers	24½	23½	51.0	19960	13291	369	24½	23½	51.0
6	5	Bye	7	41		0	0		7	41	14.6

Review of Last Week's Bowling.....

Lanes	Team Name	HDCP -1-	HDCP -2-	HDCP -3-	HDCP Total	Last Wk WON	Team Name	HDCP -1-	HDCP -2-	HDCP -3-	HDCP Total	Last Wk WON
25-26	Tub's Pub	528	510	552	1590	0	<---> Pin Drops	549	525	567	1641	4
27-28	Hits & Mrs	534	522	545	1601	0	<---> Day Dreamers	558	536	524	1618	4
29-30	Bowlin' Babes	526	542	524	1592	2	<---> Bye	0	0	0	0	2

Lane Assignments

	25-26	27-28	29-30
Wk13 11/10	5- 2	4- 6	1- 3
Wk14 11/17	1- 4	5- 3	6- 2
Wk15 11/24	👉 Thanksgiving	No bowling	
Wk15 12/01	3- 6	2- 4	5- 1

Last Week's Top Scores

Team Scratch Game	Team Scratch Series	Team Handicap Game	Team Handicap Series
403 Pin Drops	1149 Pin Drops	567 Pin Drops	1641 Pin Drops
393 Day Dreamers	1123 Day Dreamers	558 Day Dreamers	1618 Day Dreamers
392 Tub's Pub	1115 Hits & Mrs	552 Tub's Pub	1601 Hits & Mrs
383 Hits & Mrs	1110 Tub's Pub	545 Hits & Mrs	1592 Bowlin' Babes
376 Bowlin' Babes	1094 Bowlin' Babes	542 Bowlin' Babes	1590 Tub's Pub
Scratch Game	Scratch Series	Handicap Game	Handicap Series
169 Sheryl Cochran	443 Lynda Ogle	217 Sheryl Cochran	590 Lynda Ogle
156 Jen Landanger	425 Sheryl Cochran	207 Jen Landanger	572 Crystal Dailey
156 Lynda Ogle	404 Jen Landanger	205 Lynda Ogle	569 Sheryl Cochran
145 Pat Bowie	395 Crystal Dailey	198 Crystal Dailey	557 Jen Landanger
139 Crystal Dailey	394 Pat Bowie	190 Pat Bowie	552 Debra Kermmoade
137 Jodi Daily	390 Jodi Daily	189 Debra Kermmoade	536 Deb Gibbs
136 Nancy Bamrick	372 Debra Kermmoade	187 Deb Gibbs	530 Lynn Eacker

Season High Scores

Team Scratch Game	Team Scratch Series	Team Handicap Game	Team Handicap Series
505 Tub's Pub	1360 Hits & Mrs	686 Tub's Pub	1867 Hits & Mrs
504 Hits & Mrs	1342 Bowlin' Babes	673 Hits & Mrs	1834 Bowlin' Babes
474 Bowlin' Babes	1290 Pin Drops	641 Day Dreamers	1814 Tub's Pub
451 Day Dreamers	1281 Tub's Pub	638 Bowlin' Babes	1786 Day Dreamers
436 Pin Drops	1258 Day Dreamers	622 Pin Drops	1779 Pin Drops
Scratch Game	Scratch Series	Handicap Game	Handicap Series
215 Steph Meier	540 Jodi Daily	281 Steph Meier	684 Jodi Daily
209 Jodi Daily	510 Nancy Bamrick	258 Lynda Ogle	678 Randi Stucker
202 Lynda Ogle	502 Lynda Ogle	257 Jodi Daily	676 Steph Meier
196 Pat Bowie	492 Steph Meier	249 Nancy Bamrick	670 Lynda Ogle
188 Nancy Bamrick	489 Pat Bowie	246 Jo Johnson	660 Nancy Bamrick
185 Linda Fees	474 Linda Fees	246 Donna Michel	638 Jen Landanger
184 Jo Johnson	471 Sheryl Cochran	239 Lynn Eacker	633 Linda Fees
		239 Micki Vest	

Team Rosters

1 - Pin Drops

Name	Avg	HDCP	Pins	Gms	High Game	High Sers	HDCP Game	HDCP Sers	Most Improved Avg +/-	To Raise Avg +1	To Drop Avg -1	Weekly Over Avg Series Avg +/-
Sheryl Cochran	139	48	2930	21	169	471	219	627	139 +0.52	430	405	425 - 417=8
Beth Bryan	135	52	2837	21	167	439	220	616	135 +0.10	427	402	
Debra Kermmoade	124	60	2249	18	158	407	225	608		376	354	372 - 375=-3
Megan Deaver	105	76	1580	15	147	378	227	618		328	309	
Randi Stucker	127	58	3065	24	170	468	236	678	129 -1.29	391	363	352 - 387=-35

2 - Day Dreamers

Name	Avg	HDCP	Pins	Gms	High Game	High Sers	HDCP Game	HDCP Sers	Most Improved Avg +/-	To Raise Avg +1	To Drop Avg -1	Weekly Over Avg Series Avg +/-
Jen Landanger	135	52	2444	18	170	434	227	638		412	390	404 - 408=-4
Micki Vest	127	58	3831	30	175	432	239	624	129 -1.30	393	359	
Deb Gibbs	129	56	3487	27	171	445	230	616	131 -1.85	413	382	368 - 387=-19
Cierra Schaepler	80	96	402	5	101	234	180	510		246	237	
Sue Bartels	102	78	1229	12	119	325	205	575		316	300	

3 - Hits & Mrs

Name	Avg	HDCP	Pins	Gms	High Game	High Sers	HDCP Game	HDCP Sers	Most Improved Avg +/-	To Raise Avg +1	To Drop Avg -1	Weekly Over Avg Series Avg +/-
Nancy Bamrick	142	46	3837	27	188	510	249	660	142 +0.11	453	422	351 - 423=-72
Donna Michel	118	65	2495	21	182	395	246	602	118 +0.81	361	336	
Lynda Ogle	137	50	4139	30	202	502	258	670	130 +7.97	415	381	443 - 414=29
Pam Maloley	125	60	376	3	138	376	198	556		380	373	
Pam Witter	112	70	677	6	141	355	215	577		340	330	

4 - Bowlin' Babes

Name	Avg	HDCP	Pins	Gms	High Game	High Sers	HDCP Game	HDCP Sers	Most Improved Avg +/-	To Raise Avg +1	To Drop Avg -1	Weekly Over Avg Series Avg +/-
Bronte Nielsen	113	69	1253	11	152	405	210	579		343	328	
Crystal Dailey	126	59	4555	36	172	443	232	632	128 -1.47	398	358	395 - 378=17
Jodi Daily	150	40	5423	36	209	540	257	684	155 -4.36	466	426	390 - 456=-66
Jo Johnson	131	55	1579	12	184	440	246	626		401	385	

5 - Bye

6 - Tub's Pub

Name	Avg	HDCP	Pins	Gms	High Game	High Sers	HDCP Game	HDCP Sers	Most Improved Avg +/-	To Raise Avg +1	To Drop Avg -1	Weekly Over Avg Series Avg +/-
Linda Fees	137	50	4122	30	185	474	237	633	135 +2.40	432	398	
Lynn Eacker	117	66	3879	33	175	416	239	608	119 -1.45	369	332	335 - 354=-19
Pat Bowie	142	46	4261	30	196	489	238	630	147 -4.97	458	424	394 - 429=-35
Steph Meier	146	43	1321	9	215	492	281	676		443	430	

Individual High Averages

150.64 Jodi Daily	142.11 Nancy Bamrick	142.03 Pat Bowie
139.52 Sheryl Cochran	137.97 Lynda Ogle	137.40 Linda Fees

Most Improved Average

130 to 137.97 = +7.97 Lynda Ogle	135 to 137.40 = +2.40 Linda Fees	118 to 118.81 = +0.81 Donna Michel
139 to 139.52 = +0.52 Sheryl Cochran	142 to 142.11 = +0.11 Nancy Bamrick	135 to 135.10 = +0.10 Beth Bryan

Most Un-Improved Averages

147 to 142.03 = -4.97 Pat Bowie	155 to 150.64 = -4.36 Jodi Daily	131 to 129.15 = -1.85 Deb Gibbs
128 to 126.53 = -1.47 Crystal Dailey	119 to 117.55 = -1.45 Lynn Eacker	129 to 127.70 = -1.30 Micki Vest

Newcomers 2021-22

Big Apple Fun Center Reprint of Scores -- Week 12

Lane 25 6 - Tub's Pub Week 12 11/3/2021

Name	Old	Old	-1-	-2-	-3-	Total	HDCP
	Avg	HDCP					Total
Linda K. Fees	137	50	a127	a127	a127	381	531
Lynn R. Eacker	118	65	119	96	120	335	530
Pat L. Bowie	143	45	122	127	145	394	529
			====	====	====	====	====
Scratch Total			368	350	392	1110	1110
Handicap			160	160	160		480
Total			528	510	552	1110	1590
Team Points Won			0.0	0.0	0.0	0.0	0.0

Lane 26 1 - Pin Drops Week 12 11/3/2021

Name	Old	Old	-1-	-2-	-3-	Total	HDCP
	Avg	HDCP					Total
Sheryl S. Cochran	139	48	148	108	169	425	569
Debra K. Kermmoade	125	60	129	124	119	372	552
Randi K. Stucker	129	56	108	129	115	352	520
			====	====	====	====	====
Scratch Total			385	361	403	1149	1149
Handicap			164	164	164		492
Total			549	525	567	1149	1641
Team Points Won			1.0	1.0	1.0	4.0	4.0

Lane 27 3 - Hits & Mrs Week 12 11/3/2021

Name	Old	Old	-1-	-2-	-3-	Total	HDCP
	Avg	HDCP					Total
Nancy Bamrick	141	47	109	106	136	351	492
Donna J. Michel	117	66	a107	a107	a107	321	519
Lynda M. Ogle	138	49	156	147	140	443	590
			====	====	====	====	====
Scratch Total			372	360	383	1115	1115
Handicap			162	162	162		486
Total			534	522	545	1115	1601
Team Points Won			0.0	0.0	0.0	0.0	0.0

Lane 28 2 - Day Dreamers Week 12 11/3/2021

Name	Old	Old	-1-	-2-	-3-	Total	HDCP
	Avg	HDCP					Total
Jen Landanger	136	51	156	123	125	404	557
Micki Vest	127	58	a117	a117	a117	351	525
Deb Gibbs	129	56	120	131	117	368	536
			====	====	====	====	====
Scratch Total			393	371	359	1123	1123
Handicap			165	165	165		495
Total			558	536	524	1123	1618
Team Points Won			1.0	1.0	1.0	4.0	4.0

Lane 29 4 - Bowlin' Babes Week 12 11/3/2021

Name	Old	Old	-1-	-2-	-3-	Total	HDCP
	Avg	HDCP					Total
Bronte M. Nielsen	113	69	a103	a103	a103	309	516
Crystal S. Dailey	126	59	139	138	118	395	572
Jodi Daily	152	38	118	135	137	390	504
			====	====	====	====	====
Scratch Total			360	376	358	1094	1094
Handicap			166	166	166		498
Total			526	542	524	1094	1592
Team Points Won			0.0	1.0	0.0	2.0	2.0

Lane 30 5 - Bye Week 12 11/3/2021

Name	Old	Old	-1-	-2-	-3-	Total	HDCP
	Avg	HDCP					Total
No one bowled							

Newcomers 2021-22

Big Apple Fun Center

* Bowlers listed must have a minimum of 1 games.

Change in Average

Name	----Old----		Old Avg	---Average Change---			Total	---Average Change---			Weekly Over Avg Series Avg +/-
	Pins	Games		-1-	-2-	-3-		New - Old	---> +/-		
Nancy Bamrick	3837	27	141	109	106	136	351	142.11	- 142.11	= 0.00	351 - 423=-72
Sue Bartels	1229	12	102				0	102.42	- 102.42	= 0.00	
Pat L. Bowie	3867	27	143	122	127	145	394	142.03	- 143.22	= -1.19	394 - 429=-35
Beth Bryan	2837	21	135				0	135.10	- 135.10	= 0.00	
Sheryl S. Cochran	2505	18	139	148	108	169	425	139.52	- 139.17	= 0.36	425 - 417=8
Crystal S. Dailey	4160	33	126	139	138	118	395	126.53	- 126.06	= 0.47	395 - 378=17
Jodi Daily	5033	33	152	118	135	137	390	150.64	- 152.52	= -1.88	390 - 456=-66
Megan R. Deaver	1580	15	105				0	105.33	- 105.33	= 0.00	
Lynn R. Eacker	3544	30	118	119	96	120	335	117.55	- 118.13	= -0.59	335 - 354=-19
Linda K. Fees	4122	30	137	a127	a127	a127	381	137.40	- 137.40	= 0.00	
Deb Gibbs	3119	24	129	120	131	117	368	129.15	- 129.96	= -0.81	368 - 387=-19
Jo Johnson	1579	12	131				0	131.58	- 131.58	= 0.00	
Debra K. Kermmoade	1877	15	125	129	124	119	372	124.94	- 125.13	= -0.19	372 - 375=-3
Jen Landanger	2040	15	136	156	123	125	404	135.78	- 136.00	= -0.22	404 - 408=-4
Pam J. Maloley	376	3	125				0	125.33	- 125.33	= 0.00	
Steph Meier	1321	9	146				0	146.78	- 146.78	= 0.00	
Donna J. Michel	2495	21	117	a107	a107	a107	321	118.81	- 118.81	= 0.00	
Bronte M. Nielsen	1253	11	113	a103	a103	a103	309	113.91	- 113.91	= 0.00	
Lynda M. Ogle	4139	30	138	156	147	140	443	137.97	- 137.97	= 0.00	443 - 414=29
Cierra Schaepler	402	5	80				0	80.40	- 80.40	= 0.00	
Randi K. Stucker	2713	21	129	108	129	115	352	127.71	- 129.19	= -1.48	352 - 387=-35
Micki Vest	3831	30	127	a117	a117	a117	351	127.70	- 127.70	= 0.00	
Pam Witter	677	6	112				0	112.83	- 112.83	= 0.00	

Newcomers 2021-22

Big Apple Fun Center

* Bowlers listed must have a minimum of 1 games.

High Average Listing

	<u>Name</u>	<u>True Average</u>	<u>Pins</u>	<u>Gms</u>	<u>To Raise Avg +1</u>	<u>To Drop Avg -1</u>
1	Jodi Daily	150.64	5423	36	466	426
2	Steph Meier	146.78	1321	9	443	430
3	Nancy Bamrick	142.11	3837	27	453	422
4	Pat L. Bowie	142.03	4261	30	458	424
5	Sheryl S. Cochran	139.52	2930	21	430	405
6	Lynda M. Ogle	137.97	4139	30	415	381
7	Linda K. Fees	137.40	4122	30	432	398
8	Jen Landanger	135.78	2444	18	412	390
9	Beth Bryan	135.10	2837	21	427	402
10	Jo Johnson	131.58	1579	12	401	385
11	Deb Gibbs	129.15	3487	27	413	382
12	Randi K. Stucker	127.71	3065	24	391	363
13	Micki Vest	127.70	3831	30	393	359
14	Crystal S. Dailey	126.53	4555	36	398	358
15	Pam J. Maloley	125.33	376	3	380	373
16	Debra K. Kermmoade	124.94	2249	18	376	354
17	Donna J. Michel	118.81	2495	21	361	336
18	Lynn R. Eacker	117.55	3879	33	369	332
19	Bronte M. Nielsen	113.91	1253	11	343	328
20	Pam Witter	112.83	677	6	340	330
21	Megan R. Deaver	105.33	1580	15	328	309
22	Sue Bartels	102.42	1229	12	316	300
23	Cierra Schaepler	80.40	402	5	246	237

Newcomers 2021-22

Big Apple Fun Center

* Bowlers listed must have a minimum of 24 games.

Note: This report includes information through November 3 which is Week 12 of 33

Most Improved Averages

<u>Name</u>	<u>True Average</u>	<u>Most Improved Avg</u>	<u>+/-</u>	<u>Name</u>	<u>True Average</u>	<u>Most Improved Avg</u>	<u>+/-</u>
Lynda M. Ogle	137.97	130	+7.97	Lynn R. Eacker	117.55	119	-1.45
Linda K. Fees	137.40	135	+2.40	Crystal S. Dailey	126.53	128	-1.47
Nancy Bamrick	142.11	142	+0.11	Deb Gibbs	129.15	131	-1.85
Randi K. Stucker	127.71	129	-1.29	Jodi Daily	150.64	155	-4.36
Micki Vest	127.70	129	-1.30	Pat L. Bowie	142.03	147	-4.97

Newcomers 2021-22

Big Apple Fun Center

* Bowlers listed must have a minimum of 1 games.

Most Pins Over Average

Name	----Old----		Old Avg				Total	---Average Change---			Weekly Over Avg Series Avg +/-
	Pins	Games		-1-	-2-	-3-		New - Old ---> +/-			
Lynda M. Ogle	4139	30	138	156	147	140	443	137.97	- 137.97	= 0.00	443 - 414=29
Crystal S. Dailey	4160	33	126	139	138	118	395	126.53	- 126.06	= 0.47	395 - 378=17
Sheryl S. Cochran	2505	18	139	148	108	169	425	139.52	- 139.17	= 0.36	425 - 417=8
Debra K. Kermmoade	1877	15	125	129	124	119	372	124.94	- 125.13	= -0.19	372 - 375=-3
Jen Landanger	2040	15	136	156	123	125	404	135.78	- 136.00	= -0.22	404 - 408=-4
Lynn R. Eacker	3544	30	118	119	96	120	335	117.55	- 118.13	= -0.59	335 - 354=-19
Deb Gibbs	3119	24	129	120	131	117	368	129.15	- 129.96	= -0.81	368 - 387=-19
Pat L. Bowie	3867	27	143	122	127	145	394	142.03	- 143.22	= -1.19	394 - 429=-35
Randi K. Stucker	2713	21	129	108	129	115	352	127.71	- 129.19	= -1.48	352 - 387=-35
Jodi Daily	5033	33	152	118	135	137	390	150.64	- 152.52	= -1.88	390 - 456=-66
Nancy Bamrick	3837	27	141	109	106	136	351	142.11	- 142.11	= 0.00	351 - 423=-72

Newcomers 2021-22

Big Apple Fun Center

This report is for scores bowled November 3 which is Week 12 of 33

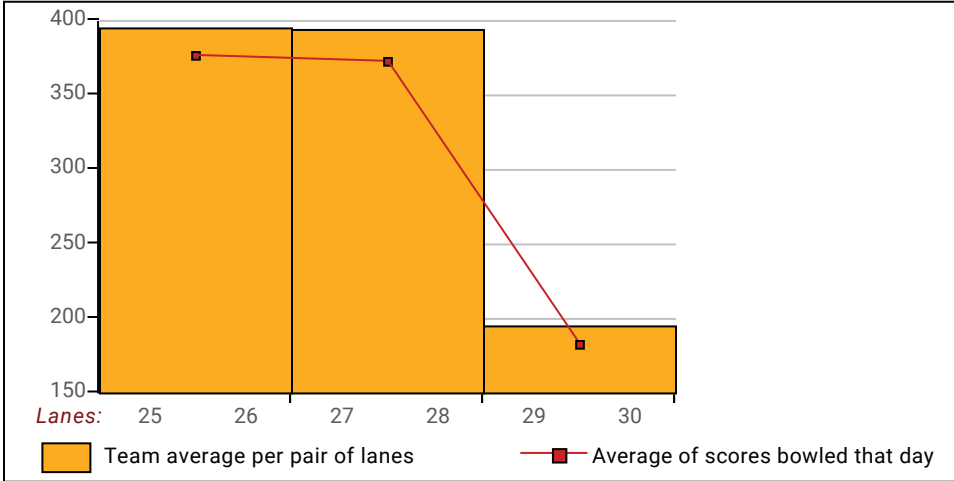
This Week's Statistics: Lefties vs Righties

Unless designated left handed, bowlers are considered right handed.

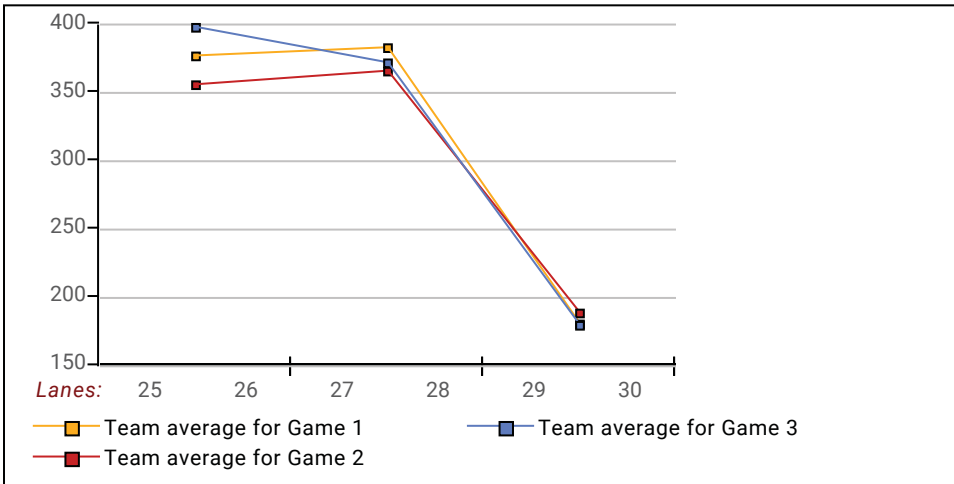
	Over All	Right	Left
How many people bowled	11	10	1
Number of games bowled	33	30	3
Actual average of week's scores	128.15	127.97	130.00
How many games above average	13	13	0
How many games below average	19	16	3
Pins above/below average per game	-6.03	-4.43	-22.00
How many people raised average	2	2	--
by this amount	0.41	0.41	0.00
How many people went down	7	6	1
by this amount	-0.91	-0.75	-1.88
League average before bowling	134.50	132.69	152.52
League average after bowling	133.99	132.33	150.64
Change in league average	-0.50	-0.37	-1.88
800s	--	--	--
775s	--	--	--
750s	--	--	--
725s	--	--	--
700s	--	--	--
675s	--	--	--
650s	--	--	--
625s	--	--	--
600s	--	--	--
575s	--	--	--
550s	--	--	--
525s	--	--	--
500s	--	--	--
475s	--	--	--
450s	--	--	--
425s	2	2	--
400s	1	1	--
below 400	8	7	1
300s	--	--	--
275s	--	--	--
250s	--	--	--
225s	--	--	--
200s	--	--	--
175s	--	--	--
150s	3	3	--
125s	14	12	2
100s	15	14	1
below 100	1	1	--

This report is for scores bowled November 3 which is Week 12 of 33

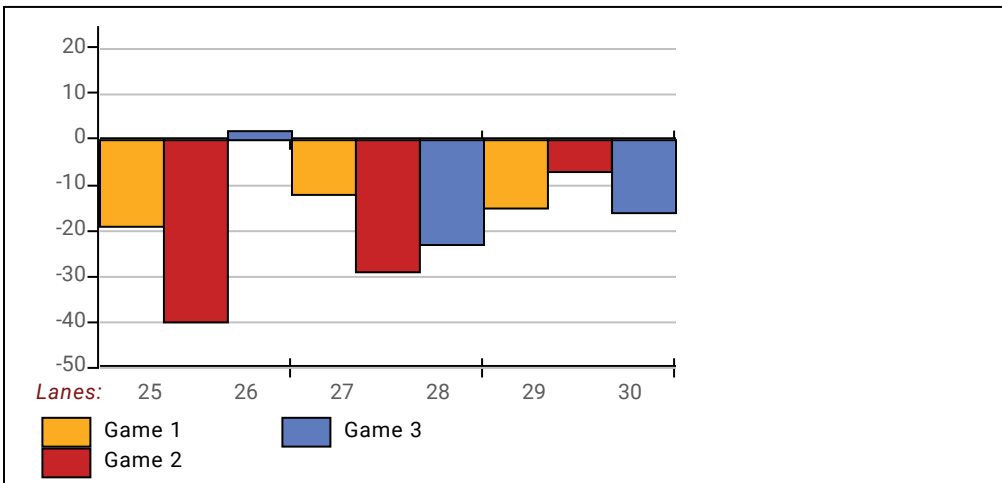
Team Average vs Avg of Scores



Average of Scores for Each Game

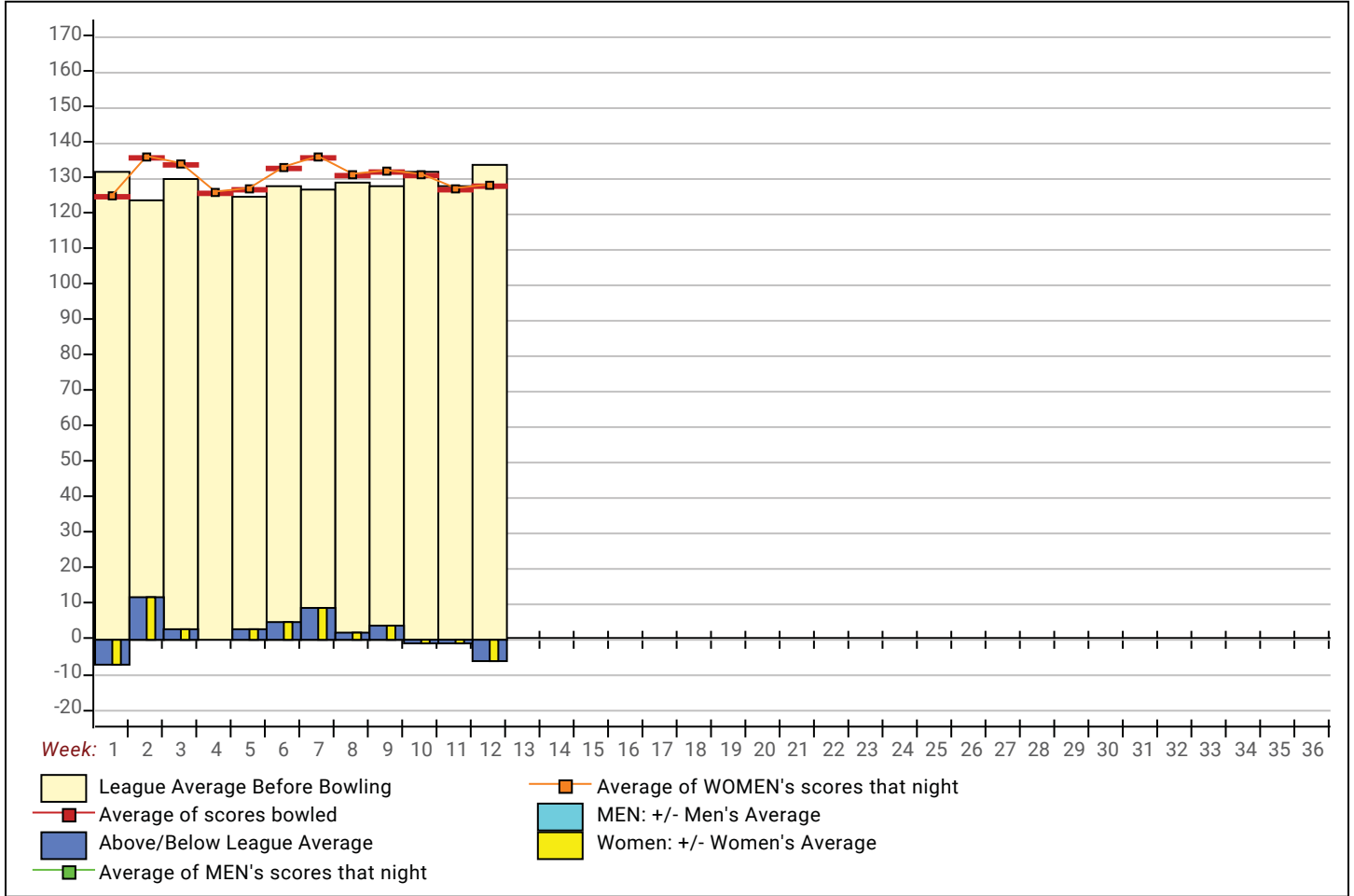


Amount Over/Under Team Average



This report is for scores bowled November 3 which is Week 12 of 33

League Average Week-by-Week



League Average Statistics for Last Week

	League	Right Hand	Left Hand
League Average Before Bowling	134.50	132.69	152.52
Average of scores bowled that night	128.15	127.97	130.00
New League Average After Bowling	133.99	132.33	150.64
Change in League Average	-.50	-.37	-1.88
People Who Bowled Over Average	3	3	
People Who Bowled Under Average	8	7	1
Average Amount of Series Over Avg	19.00	19.00	
Average Amount of Series Under Avg	-32.00	-27.14	-66.00
Difference Avg, NiteAvg	-6.03	-4.43	-22.00
Number of Bowlers	11	10	1
Number of Games Bowled	33	30	3
People Who Raised Their Average	2	2	
Raised By an Average of This Amount	.41	.41	
People Who Lowered Their Average	7	6	1
Lowered By an Average of This Amou	-.91	-.75	-1.88
Number of Games Bowled Over Avera	13	13	
Number of Games Bowled Under Avera	19	16	3

Note: Averages are based only on people who bowled.

Newcomers 2021-22

Big Apple Fun Center

Team Standings

Place	Team Name	Avg p/gm	Points Won	Points Lost	Year-To-Date WON	Y-T-D LOST
1	Pin Drops	379	31	17	31	17
2	Bowlin' Babes	393	28½	19½	28½	19½
3	Hits & Mrs	390	28	20	28	20
4	Tub's Pub	399	25	23	25	23
5	Day Dreamers	369	24½	23½	24½	23½
6	Bye		7	41	7	41

*** Although not shown, standings are determined by points only for the current split

Last Week's Top Scores

Scratch Game		Scratch Series		Handicap Game		Handicap Series	
169	Sheryl Cochran	443	Lynda Ogle	217	Sheryl Cochran	590	Lynda Ogle
156	Jen Landanger	425	Sheryl Cochran	207	Jen Landanger	572	Crystal Dailey
156	Lynda Ogle	404	Jen Landanger	205	Lynda Ogle	569	Sheryl Cochran
145	Pat Bowie	395	Crystal Dailey	198	Crystal Dailey	557	Jen Landanger
139	Crystal Dailey	394	Pat Bowie	190	Pat Bowie	552	Debra Kermmoade
137	Jodi Daily	390	Jodi Daily	189	Debra Kermmoade	536	Deb Gibbs
136	Nancy Bamrick	372	Debra Kermmoade	187	Deb Gibbs	530	Lynn Eacker
131	Deb Gibbs	368	Deb Gibbs	185	Lynn Eacker	529	Pat Bowie
129	Debra Kermmoade	352	Randi Stucker	185	Randi Stucker	520	Randi Stucker
129	Randi Stucker	351	Nancy Bamrick	183	Nancy Bamrick	504	Jodi Daily