

Newcomers 2021-22

Wednesday 9:30 am

Big Apple Fun Center

Lanes 25 - 30

President: Linda Fees

Secretary/Treasurer: Jodi Daily

Team Standings

Place	#	Team Name	Points Won	Points Lost	%Won	Season HCP Pins	Season Scr Pins	Avg p/gm	Year-To-Date WON	Y-T-D LOST	Y-T-D % WON
1	3	Hits & Mrs	28	16	63.6	18792	12930	391	28	16	63.6
2	1	Pin Drops	27	17	61.4	18610	12517	379	27	17	61.4
3	4	Bowlin' Babes	26½	17½	60.2	18330	13068	396	26½	17½	60.2
4	6	Tub's Pub	25	19	56.8	18644	13262	401	25	19	56.8
5	2	Day Dreamers	20½	23½	46.6	18342	12168	368	20½	23½	46.6
6	5	Bye	5	39		0	0		5	39	11.4

Review of Last Week's Bowling.....

Lanes	Team Name	HDCP -1-	HDCP -2-	HDCP -3-	HDCP Total	Last Wk WON	Team Name	HDCP -1-	HDCP -2-	HDCP -3-	HDCP Total	Last Wk WON
25-26	Bowlin' Babes	575	523	535	1633	0	<---> Hits & Mrs	619	549	584	1752	4
27-28	Tub's Pub	560	527	580	1667	3	<---> Bye	0	0	0	0	1
29-30	Day Dreamers	515	544	543	1602	1	<---> Pin Drops	559	530	568	1657	3

Lane Assignments

	25-26	27-28	29-30
Wk12 11/03	6- 1	3- 2	4- 5
Wk13 11/10	5- 2	4- 6	1- 3
Wk14 11/17	1- 4	5- 3	6- 2

Last Week's Top Scores

Team Scratch Game	Team Scratch Series	Team Handicap Game	Team Handicap Series
456 Hits & Mrs	1263 Hits & Mrs	619 Hits & Mrs	1752 Hits & Mrs
426 Bowlin' Babes	1186 Bowlin' Babes	580 Tub's Pub	1667 Tub's Pub
419 Tub's Pub	1184 Tub's Pub	575 Bowlin' Babes	1657 Pin Drops
384 Pin Drops	1105 Pin Drops	568 Pin Drops	1633 Bowlin' Babes
339 Day Dreamers	987 Day Dreamers	544 Day Dreamers	1602 Day Dreamers
Scratch Game	Scratch Series	Handicap Game	Handicap Series
190 Lynda Ogle	465 Nancy Bamrick	241 Lynda Ogle	618 Randi Stucker
170 Randi Stucker	460 Lynda Ogle	229 Randi Stucker	613 Lynda Ogle
165 Nancy Bamrick	441 Randi Stucker	222 Crystal Dailey	609 Nancy Bamrick
162 Crystal Dailey	428 Jodi Daily	213 Nancy Bamrick	579 Linda Fees
157 Linda Fees	426 Linda Fees	208 Linda Fees	573 Crystal Dailey
153 Jodi Daily	398 Pat Bowie	208 Lynn Eacker	572 Micki Vest
151 Pat Bowie	398 Micki Vest	207 Donna Michel	558 Lynn Eacker

Season High Scores

Team Scratch Game	Team Scratch Series	Team Handicap Game	Team Handicap Series
505 Tub's Pub	1360 Hits & Mrs	686 Tub's Pub	1867 Hits & Mrs
504 Hits & Mrs	1342 Bowlin' Babes	673 Hits & Mrs	1834 Bowlin' Babes
474 Bowlin' Babes	1290 Pin Drops	641 Day Dreamers	1814 Tub's Pub
451 Day Dreamers	1281 Tub's Pub	638 Bowlin' Babes	1786 Day Dreamers
436 Pin Drops	1258 Day Dreamers	622 Pin Drops	1779 Pin Drops
Scratch Game	Scratch Series	Handicap Game	Handicap Series
215 Steph Meier	540 Jodi Daily	281 Steph Meier	684 Jodi Daily
209 Jodi Daily	510 Nancy Bamrick	258 Lynda Ogle	678 Randi Stucker
202 Lynda Ogle	502 Lynda Ogle	257 Jodi Daily	676 Steph Meier
196 Pat Bowie	492 Steph Meier	249 Nancy Bamrick	670 Lynda Ogle
188 Nancy Bamrick	489 Pat Bowie	246 Jo Johnson	660 Nancy Bamrick
185 Linda Fees	474 Linda Fees	246 Donna Michel	638 Jen Landanger
184 Jo Johnson	471 Sheryl Cochran	239 Lynn Eacker	633 Linda Fees
		239 Micki Vest	

Team Rosters

1 - Pin Drops

Name	Avg	HDCP	Pins	Gms	High Game	High Sers	HDCP Game	HDCP Sers	Most Improved Avg +/-	To Raise Avg +1	To Drop Avg -1	Weekly Over Avg Series Avg +/-
Sheryl Cochran	139	48	2505	18	167	471	219	627		435	413	
Beth Bryan	135	52	2837	21	167	439	220	616	135 +0.10	427	402	362 - 411=-49
Debra Kermmoade	125	60	1877	15	158	407	225	608		391	372	
Megan Deaver	105	76	1580	15	147	378	227	618		328	309	302 - 318=-16
Randi Stucker	129	56	2713	21	170	468	236	678	129 +0.19	407	382	441 - 378=63

2 - Day Dreamers

Name	Avg	HDCP	Pins	Gms	High Game	High Sers	HDCP Game	HDCP Sers	Most Improved Avg +/-	To Raise Avg +1	To Drop Avg -1	Weekly Over Avg Series Avg +/-
Jen Landanger	136	51	2040	15	170	434	227	638		426	407	
Micki Vest	127	58	3831	30	175	432	239	624	129 -1.30	393	359	398 - 381=17
Deb Gibbs	129	56	3119	24	171	445	230	616	131 -1.04	391	363	355 - 393=-38
Cierra Schaepler	80	96	402	5	101	234	180	510		246	237	234 - 252=-18
Sue Bartels	102	78	1229	12	119	325	205	575		316	300	

3 - Hits & Mrs

Name	Avg	HDCP	Pins	Gms	High Game	High Sers	HDCP Game	HDCP Sers	Most Improved Avg +/-	To Raise Avg +1	To Drop Avg -1	Weekly Over Avg Series Avg +/-
Nancy Bamrick	141	47	5109	36	188	510	249	660	142 -0.08	429	389	465 - 420=45
<i>Nancy Bamrick</i>	<i>142</i>		<i>3837</i>	<i>27</i>					<i>142 -0.08</i>	<i>429</i>	<i>389</i>	<i>465 - 420=45</i>
Donna Michel	117	66	2809	24	182	395	246	602	118 -0.96	377	349	338 - 357=-19
<i>Donna Michel</i>	<i>118</i>		<i>2495</i>	<i>21</i>					<i>118 -0.96</i>	<i>377</i>	<i>349</i>	<i>338 - 357=-19</i>
Lynda Ogle	138	49	5410	39	202	502	258	670	130 +8.72	428	385	460 - 408=52
<i>Lynda Ogle</i>	<i>137</i>		<i>4139</i>	<i>30</i>					<i>130 +8.72</i>	<i>428</i>	<i>385</i>	<i>460 - 408=52</i>
Pam Maloley	125	60	376	3	138	376	198	556		380	373	
Pam Witter	112	70	677	6	141	355	215	577		340	330	

4 - Bowlin' Babes

Name	Avg	HDCP	Pins	Gms	High Game	High Sers	HDCP Game	HDCP Sers	Most Improved Avg +/-	To Raise Avg +1	To Drop Avg -1	Weekly Over Avg Series Avg +/-
Bronte Nielsen	113	69	1253	11	152	405	210	579		343	328	
Crystal Dailey	126	59	4160	33	172	443	232	632	128 -1.94	412	375	393 - 375=18
Jodi Daily	152	38	5033	33	209	540	257	684	155 -2.48	475	438	428 - 459=-31
Jo Johnson	131	55	1579	12	184	440	246	626		401	385	365 - 402=-37

5 - Bye

6 - Tub's Pub

Name	Avg	HDCP	Pins	Gms	High Game	High Sers	HDCP Game	HDCP Sers	Most Improved Avg +/-	To Raise Avg +1	To Drop Avg -1	Weekly Over Avg Series Avg +/-
Linda Fees	137	50	4122	30	185	474	237	633	135 +2.40	432	398	426 - 408=18
Lynn Eacker	118	65	3544	30	175	416	239	608	119 -0.87	383	349	360 - 351=9
Pat Bowie	143	45	3867	27	196	489	238	630	147 -3.78	453	422	398 - 432=-34
Steph Meier	146	43	1321	9	215	492	281	676		443	430	

Individual High Averages

152.52 Jodi Daily	143.22 Pat Bowie	141.92 Nancy Bamrick
138.72 Lynda Ogle	137.40 Linda Fees	135.10 Beth Bryan

Most Improved Average

130 to 138.72 = +8.72 Lynda Ogle	135 to 137.40 = +2.40 Linda Fees	129 to 129.19 = +0.19 Randi Stucker
135 to 135.10 = +0.10 Beth Bryan	142 to 141.92 = -0.08 Nancy Bamrick	119 to 118.13 = -0.87 Lynn Eacker

Most Un-Improved Averages

147 to 143.22 = -3.78 Pat Bowie	155 to 152.52 = -2.48 Jodi Daily	128 to 126.06 = -1.94 Crystal Dailey
129 to 127.70 = -1.30 Micki Vest	131 to 129.96 = -1.04 Deb Gibbs	118 to 117.04 = -0.96 Donna Michel

Local and Bowling Center Awards

Name	USBC ID Number	Award Average	Award Games	G1	G2	G3	Series	Award Score	Award Received
Lynda M. Ogle	4132-1198 USBC	136	27	190	130	140	460	190	175 Game (Local Assoc. Awards)
Randi K. Stucker	4132-77 USBC	109	42	152	119	170	441	441	400 Series (Local Assoc. Awards)
	4132-77 USBC	109	42	152	119	170	441	152	150 Game (Local Assoc. Awards)

Newcomers 2021-22

Name	USBC ID Number	Award Average	Award Games	G1	G2	G3	Series	Award Score	Award Received
Randi K. Stucker	4132-77 USBC	109	42	152	119	170	441	170	150 Game (Local Assoc. Awards)

Newcomers 2021-22

Big Apple Fun Center

Reprint of Scores -- Week 11

Lane 25 4 - Bowlin' Babes Week 11 10/27/2021

Name	Old	Old	-1-	-2-	-3-	Total	HDCP
	Avg	HDCP					Total
Crystal S. Dailey	125	60	162	111	120	393	573
Jodi Daily	153	37	141	134	153	428	539
Jo Johnson	134	52	123	129	113	365	521
			====	====	====	====	====
Scratch Total			426	374	386	1186	1186
Handicap			149	149	149		447
Total			575	523	535	1186	1633
Team Points Won			0.0	0.0	0.0	0.0	0.0

Lane 26 3 - Hits & Mrs Week 11 10/27/2021

Name	Old	Old	-1-	-2-	-3-	Total	HDCP
	Avg	HDCP					Total
Nancy Bamrick	140	48	165	162	138	465	609
Donna J. Michel	119	64	101	94	143	338	530
Lynda M. Ogle	136	51	190	130	140	460	613
			====	====	====	====	====
Scratch Total			456	386	421	1263	1263
Handicap			163	163	163		489
Total			619	549	584	1263	1752
Team Points Won			1.0	1.0	1.0	4.0	4.0

Lane 27 6 - Tub's Pub Week 11 10/27/2021

Name	Old	Old	-1-	-2-	-3-	Total	HDCP
	Avg	HDCP					Total
Linda K. Fees	136	51	146	123	157	426	579
Lynn R. Eacker	117	66	102	116	142	360	558
Pat L. Bowie	144	44	151	127	120	398	530
			====	====	====	====	====
Scratch Total			399	366	419	1184	1184
Handicap			161	161	161		483
Total			560	527	580	1184	1667
Team Points Won			1.0	0.0	1.0	3.0	3.0

Lane 28 5 - Bye Week 11 10/27/2021

Name	Old	Old	-1-	-2-	-3-	Total	HDCP
	Avg	HDCP					Total
No one bowled							

Lane 29 2 - Day Dreamers Week 11 10/27/2021

Name	Old	Old	-1-	-2-	-3-	Total	HDCP
	Avg	HDCP					Total
Micki Vest	127	58	121	138	139	398	572
Deb Gibbs	131	55	112	119	124	355	520
Cierra Schaepler	84	92	77	82	75	234	510
			====	====	====	====	====
Scratch Total			310	339	338	987	987
Handicap			205	205	205		615
Total			515	544	543	987	1602
Team Points Won			0.0	1.0	0.0	1.0	1.0

Lane 30 1 - Pin Drops Week 11 10/27/2021

Name	Old	Old	-1-	-2-	-3-	Total	HDCP
	Avg	HDCP					Total
Beth Bryan	137	50	127	118	117	362	512
Megan R. Deaver	106	75	96	109	97	302	527
Randi K. Stucker	126	59	152	119	170	441	618
			====	====	====	====	====
Scratch Total			375	346	384	1105	1105
Handicap			184	184	184		552
Total			559	530	568	1105	1657
Team Points Won			1.0	0.0	1.0	3.0	3.0

Newcomers 2021-22

Big Apple Fun Center

* Bowlers listed must have a minimum of 1 games.

Change in Average

Name	----Old----		Old Avg	-1-	-2-	-3-	Total	---Average Change---			Weekly Over Avg Series Avg +/-
	Pins	Games						New - Old	---> +/-		
Nancy Bamrick	3372	24	140	165	162	138	465	141.92	- 140.50	= 1.42	465 - 420=45
Sue Bartels	1229	12	102				0	102.42	- 102.42	= 0.00	
Pat L. Bowie	3469	24	144	151	127	120	398	143.22	- 144.54	= -1.32	398 - 432=-34
Beth Bryan	2475	18	137	127	118	117	362	135.10	- 137.50	= -2.40	362 - 411=-49
Sheryl S. Cochran	2505	18	139				0	139.17	- 139.17	= 0.00	
Crystal S. Dailey	3767	30	125	162	111	120	393	126.06	- 125.57	= 0.49	393 - 375=18
Jodi Daily	4605	30	153	141	134	153	428	152.52	- 153.50	= -0.98	428 - 459=-31
Megan R. Deaver	1278	12	106	96	109	97	302	105.33	- 106.50	= -1.17	302 - 318=-16
Lynn R. Eacker	3184	27	117	102	116	142	360	118.13	- 117.93	= 0.21	360 - 351=9
Linda K. Fees	3696	27	136	146	123	157	426	137.40	- 136.89	= 0.51	426 - 408=18
Deb Gibbs	2764	21	131	112	119	124	355	129.96	- 131.62	= -1.66	355 - 393=-38
Jo Johnson	1214	9	134	123	129	113	365	131.58	- 134.89	= -3.31	365 - 402=-37
Debra K. Kermmoade	1877	15	125				0	125.13	- 125.13	= 0.00	
Jen Landanger	2040	15	136				0	136.00	- 136.00	= 0.00	
Pam J. Maloley	376	3	125				0	125.33	- 125.33	= 0.00	
Steph Meier	1321	9	146				0	146.78	- 146.78	= 0.00	
Donna J. Michel	2157	18	119	101	94	143	338	117.04	- 119.83	= -2.79	338 - 357=-19
Bronte M. Nielsen	1253	11	113				0	113.91	- 113.91	= 0.00	
Lynda M. Ogle	3679	27	136	190	130	140	460	138.72	- 136.26	= 2.46	460 - 408=52
Cierra Schaepler	168	2	84	77	82	75	234	80.40	- 84.00	= -3.60	234 - 252=-18
Randi K. Stucker	2272	18	126	152	119	170	441	129.19	- 126.22	= 2.97	441 - 378=63
Micki Vest	3433	27	127	121	138	139	398	127.70	- 127.15	= 0.55	398 - 381=17
Pam Witter	677	6	112				0	112.83	- 112.83	= 0.00	

Newcomers 2021-22

Big Apple Fun Center

* Bowlers listed must have a minimum of 1 games.

High Average Listing

	<u>Name</u>	<u>True Average</u>	<u>Pins</u>	<u>Gms</u>	<u>To Raise Avg +1</u>	<u>To Drop Avg -1</u>
1	Jodi Daily	152.52	5033	33	475	438
2	Steph Meier	146.78	1321	9	443	430
3	Pat L. Bowie	143.22	3867	27	453	422
4	Nancy Bamrick	141.92	5109	36	429	389
5	Sheryl S. Cochran	139.17	2505	18	435	413
6	Lynda M. Ogle	138.72	5410	39	428	385
7	Linda K. Fees	137.40	4122	30	432	398
8	Jen Landanger	136.00	2040	15	426	407
9	Beth Bryan	135.10	2837	21	427	402
10	Jo Johnson	131.58	1579	12	401	385
11	Deb Gibbs	129.96	3119	24	391	363
12	Randi K. Stucker	129.19	2713	21	407	382
13	Micki Vest	127.70	3831	30	393	359
14	Crystal S. Dailey	126.06	4160	33	412	375
15	Pam J. Maloley	125.33	376	3	380	373
16	Debra K. Kermmoade	125.13	1877	15	391	372
17	Lynn R. Eacker	118.13	3544	30	383	349
18	Donna J. Michel	117.04	2809	24	377	349
19	Bronte M. Nielsen	113.91	1253	11	343	328
20	Pam Witter	112.83	677	6	340	330
21	Megan R. Deaver	105.33	1580	15	328	309
22	Sue Bartels	102.42	1229	12	316	300
23	Cierra Schaepler	80.40	402	5	246	237

Newcomers 2021-22

Big Apple Fun Center

* Bowlers listed must have a minimum of 24 games.

Note: This report includes information through October 27 which is Week 11 of 33

Most Improved Averages

<u>Name</u>	<u>True Average</u>	<u>Most Improved Avg</u>	<u>+/-</u>	<u>Name</u>	<u>True Average</u>	<u>Most Improved Avg</u>	<u>+/-</u>
Lynda M. Ogle	138.72	130	+8.72	Deb Gibbs	129.96	131	-1.04
Linda K. Fees	137.40	135	+2.40	Micki Vest	127.70	129	-1.30
Nancy Bamrick	141.92	142	-0.08	Crystal S. Dailey	126.06	128	-1.94
Lynn R. Eacker	118.13	119	-0.87	Jodi Daily	152.52	155	-2.48
Donna J. Michel	117.04	118	-0.96	Pat L. Bowie	143.22	147	-3.78

Newcomers 2021-22

Big Apple Fun Center

* Bowlers listed must have a minimum of 1 games.

Most Pins Over Average

Name	----Old----		Old				---Average Change---			Weekly Over Avg	
	Pins	Games	Avg	-1-	-2-	-3-	Total	New - Old	---> +/-	Series Avg +/-	
Randi K. Stucker	2272	18	126	152	119	170	441	129.19	- 126.22	= 2.97	441 - 378=63
Lynda M. Ogle	3679	27	136	190	130	140	460	138.72	- 136.26	= 2.46	460 - 408=52
Nancy Bamrick	3372	24	140	165	162	138	465	141.92	- 140.50	= 1.42	465 - 420=45
Linda K. Fees	3696	27	136	146	123	157	426	137.40	- 136.89	= 0.51	426 - 408=18
Crystal S. Dailey	3767	30	125	162	111	120	393	126.06	- 125.57	= 0.49	393 - 375=18
Micki Vest	3433	27	127	121	138	139	398	127.70	- 127.15	= 0.55	398 - 381=17
Lynn R. Eacker	3184	27	117	102	116	142	360	118.13	- 117.93	= 0.21	360 - 351=9
Megan R. Deaver	1278	12	106	96	109	97	302	105.33	- 106.50	= -1.17	302 - 318=-16
Cierra Schaepler	168	2	84	77	82	75	234	80.40	- 84.00	= -3.60	234 - 252=-18
Donna J. Michel	2157	18	119	101	94	143	338	117.04	- 119.83	= -2.79	338 - 357=-19
Jodi Daily	4605	30	153	141	134	153	428	152.52	- 153.50	= -0.98	428 - 459=-31
Pat L. Bowie	3469	24	144	151	127	120	398	143.22	- 144.54	= -1.32	398 - 432=-34
Jo Johnson	1214	9	134	123	129	113	365	131.58	- 134.89	= -3.31	365 - 402=-37
Deb Gibbs	2764	21	131	112	119	124	355	129.96	- 131.62	= -1.66	355 - 393=-38
Beth Bryan	2475	18	137	127	118	117	362	135.10	- 137.50	= -2.40	362 - 411=-49

Newcomers 2021-22

Big Apple Fun Center

This report is for scores bowled October 27 which is Week 11 of 33

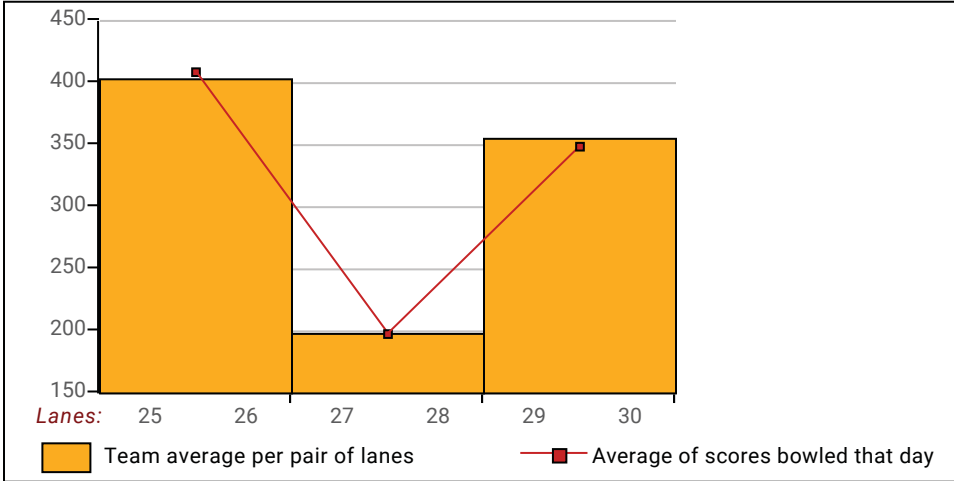
This Week's Statistics: Lefties vs Righties

Unless designated left handed, bowlers are considered right handed.

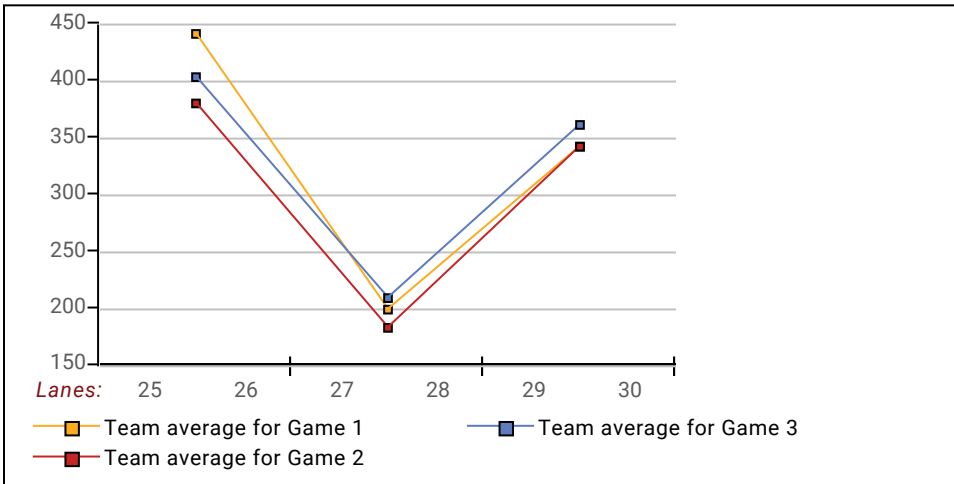
	Over All	Right	Left
How many people bowled	15	14	1
Number of games bowled	45	42	3
Actual average of week's scores	127.22	126.12	142.67
How many games above average	15	15	0
How many games below average	29	27	2
Pins above/below average per game	-0.44	0.26	-10.33
How many people raised average	7	7	--
by this amount	1.23	1.23	0.00
How many people went down	8	7	1
by this amount	-2.15	-2.32	-0.98
League average before bowling	128.19	126.39	153.50
League average after bowling	127.62	125.84	152.52
Change in league average	-0.58	-0.55	-0.98
800s	--	--	--
775s	--	--	--
750s	--	--	--
725s	--	--	--
700s	--	--	--
675s	--	--	--
650s	--	--	--
625s	--	--	--
600s	--	--	--
575s	--	--	--
550s	--	--	--
525s	--	--	--
500s	--	--	--
475s	--	--	--
450s	2	2	--
425s	3	2	1
400s	--	--	--
below 400	10	10	--
300s	--	--	--
275s	--	--	--
250s	--	--	--
225s	--	--	--
200s	--	--	--
175s	1	1	--
150s	8	7	1
125s	13	11	2
100s	17	17	--
below 100	6	6	--

This report is for scores bowled October 27 which is Week 11 of 33

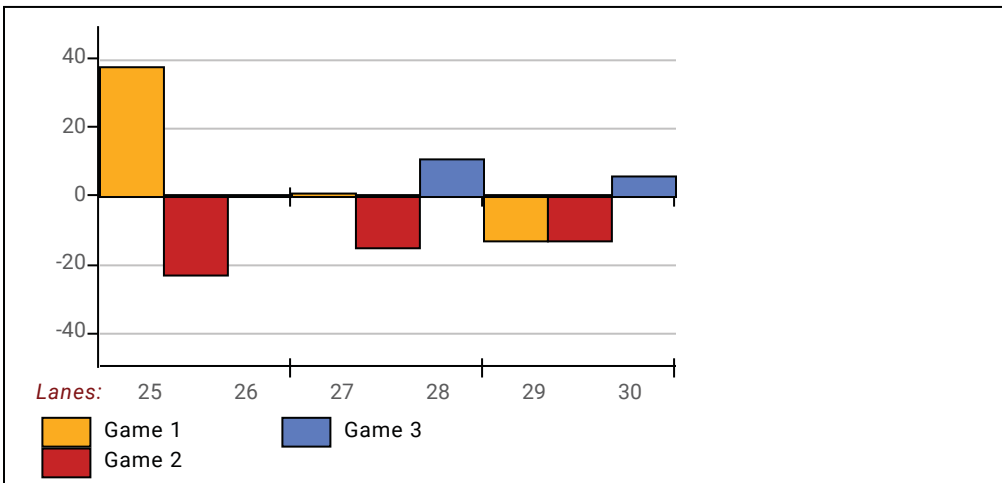
Team Average vs Avg of Scores



Average of Scores for Each Game

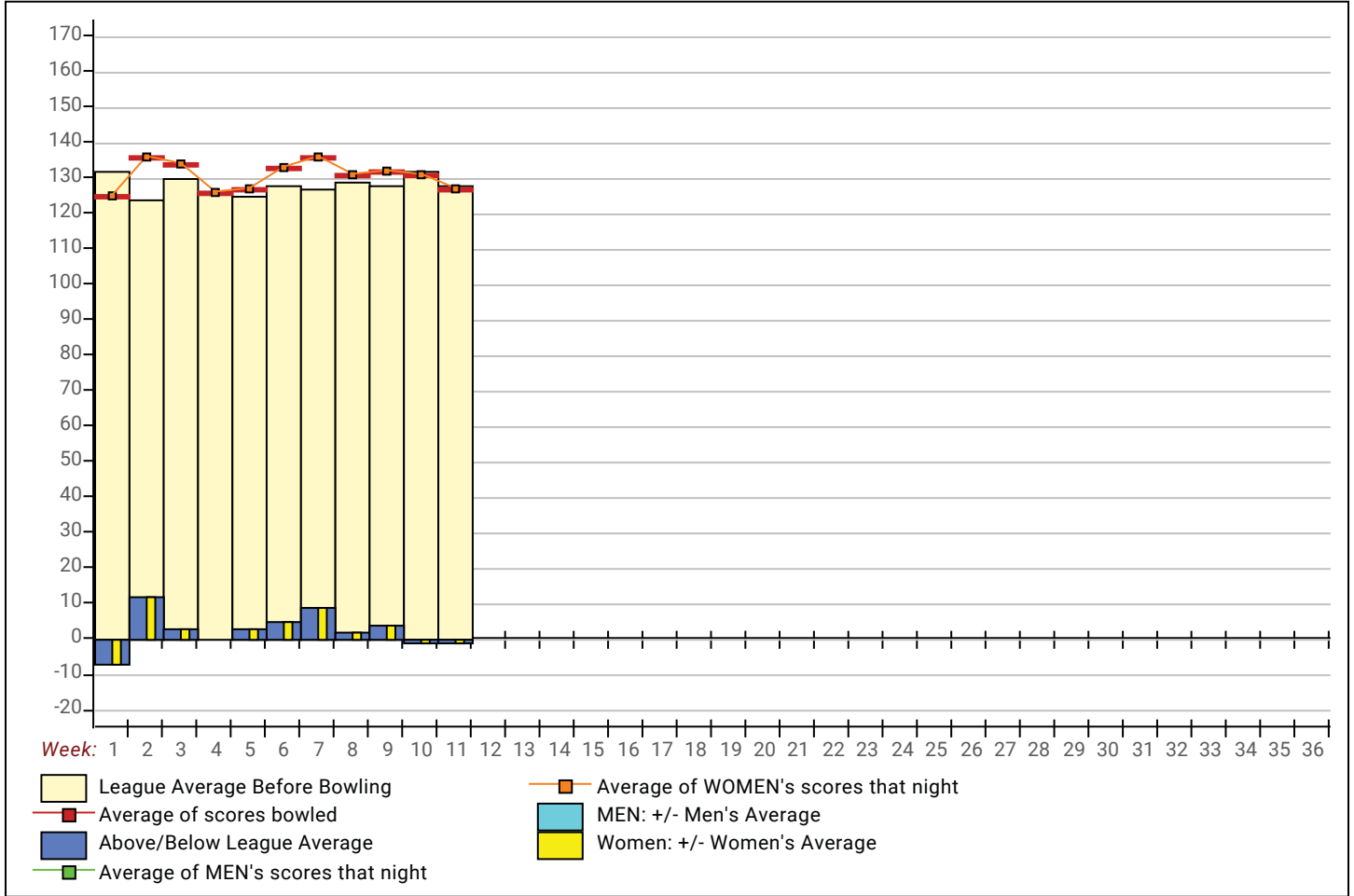


Amount Over/Under Team Average



This report is for scores bowled October 27 which is Week 11 of 33

League Average Week-by-Week



League Average Statistics for Last Week

	League	Right Hand	Left Hand
League Average Before Bowling	128.19	126.39	153.50
Average of scores bowled that night	127.22	126.12	142.67
New League Average After Bowling	127.62	125.84	152.52
Change in League Average	-.58	-.55	-.98
People Who Bowled Over Average	7	7	
People Who Bowled Under Average	8	7	1
Average Amount of Series Over Avg	31.71	31.71	
Average Amount of Series Under Avg	-30.25	-30.14	-31.00
Difference Avg, NiteAvg	-.44	.26	-10.33
Number of Bowlers	15	14	1
Number of Games Bowled	45	42	3
People Who Raised Their Average	7	7	
Raised By an Average of This Amount	1.23	1.23	
People Who Lowered Their Average	8	7	1
Lowered By an Average of This Amou	-2.15	-2.32	-.98
Number of Games Bowled Over Avera	15	15	
Number of Games Bowled Under Avera	29	27	2

Note: Averages are based only on people who bowled.

Newcomers 2021-22

Big Apple Fun Center

Team Standings

Place	Team Name	Avg p/gm	Points Won	Points Lost	Year-To-Date WON	Y-T-D LOST
1	Hits & Mrs	391	28	16	28	16
2	Pin Drops	379	27	17	27	17
3	Bowlin' Babes	396	26½	17½	26½	17½
4	Tub's Pub	401	25	19	25	19
5	Day Dreamers	368	20½	23½	20½	23½
6	Bye		5	39	5	39

*** Although not shown, standings are determined by points only for the current split

Last Week's Top Scores

Scratch Game		Scratch Series		Handicap Game		Handicap Series	
190	Lynda Ogle	465	Nancy Bamrick	241	Lynda Ogle	618	Randi Stucker
170	Randi Stucker	460	Lynda Ogle	229	Randi Stucker	613	Lynda Ogle
165	Nancy Bamrick	441	Randi Stucker	222	Crystal Dailey	609	Nancy Bamrick
162	Crystal Dailey	428	Jodi Daily	213	Nancy Bamrick	579	Linda Fees
157	Linda Fees	426	Linda Fees	208	Linda Fees	573	Crystal Dailey
153	Jodi Daily	398	Pat Bowie	208	Lynn Eacker	572	Micki Vest
151	Pat Bowie	398	Micki Vest	207	Donna Michel	558	Lynn Eacker
143	Donna Michel	393	Crystal Dailey	197	Micki Vest	539	Jodi Daily
142	Lynn Eacker	365	Jo Johnson	195	Pat Bowie	530	Pat Bowie
139	Micki Vest	362	Beth Bryan	190	Jodi Daily	530	Donna Michel