

Newcomers 2021-22

Wednesday 9:30 am

Big Apple Fun Center

Lanes 25 - 30

President: Linda Fees

Secretary/Treasurer: Jodi Daily

Team Standings

Place	#	Team Name	Points Won	Points Lost	%Won	Season HCP Pins	Season Scr Pins	Avg p/gm	Year-To-Date WON	Y-T-D LOST	Y-T-D % WON
1	1	Pin Drops	21	11	65.6	13727	9296	387	21	11	65.6
2	6	Tub's Pub	21	11	65.6	13614	9654	402	21	11	65.6
3	4	Bowlin' Babes	19½	12½	60.9	13316	9416	392	19½	12½	60.9
4	3	Hits & Mrs	18	14	56.3	13504	9124	380	18	14	56.3
5	2	Day Dreamers	15½	16½	48.4	13377	8892	370	15½	16½	48.4
6	5	Bye	1	31		0	0		1	31	3.1

Review of Last Week's Bowling.....

Lanes	Team Name	HDCP -1-	HDCP -2-	HDCP -3-	HDCP Total	Last Wk WON	Team Name	HDCP -1-	HDCP -2-	HDCP -3-	HDCP Total	Last Wk WON
25-26	Pin Drops	598	513	572	1683	3	<---> Bowlin' Babes	557	538	535	1630	1
27-28	Bye	0	0	0	0	0	<---> Hits & Mrs	578	619	529	1726	4
29-30	Tub's Pub	588	574	529	1691	2	<---> Day Dreamers	525	596	547	1668	2

Lane Assignments

	25-26	27-28	29-30
Wk09 10/13	6- 3	2- 4	5- 1
Wk10 10/20	2- 5	3- 1	4- 6
Wk11 10/27	4- 3	6- 5	2- 1

Last Week's Top Scores

Team Scratch Game	Team Scratch Series	Team Handicap Game	Team Handicap Series
448 Hits & Mrs	1213 Hits & Mrs	619 Hits & Mrs	1726 Hits & Mrs
430 Pin Drops	1211 Tub's Pub	598 Pin Drops	1691 Tub's Pub
428 Tub's Pub	1179 Pin Drops	596 Day Dreamers	1683 Pin Drops
408 Day Dreamers	1165 Bowlin' Babes	588 Tub's Pub	1668 Day Dreamers
402 Bowlin' Babes	1104 Day Dreamers	557 Bowlin' Babes	1630 Bowlin' Babes
Scratch Game	Scratch Series	Handicap Game	Handicap Series
170 Jen Landanger	472 Jodi Daily	223 Randi Stucker	612 Nancy Bamrick
167 Jodi Daily	456 Nancy Bamrick	222 Jen Landanger	603 Randi Stucker
164 Randi Stucker	426 Randi Stucker	216 Lynn Eacker	580 Jodi Daily
163 Nancy Bamrick	422 Jen Landanger	215 Nancy Bamrick	578 Jen Landanger
156 Linda Fees	421 Linda Fees	208 Linda Fees	577 Linda Fees
151 Lynn Eacker	396 Beth Bryan	204 Debra Kermmoade	577 Lynn Eacker
148 Lynda Ogle	382 Lynn Eacker	203 Lynda Ogle	570 Donna Michel
		203 Jodi Daily	

Season High Scores

Team Scratch Game	Team Scratch Series	Team Handicap Game	Team Handicap Series
505 Tub's Pub	1342 Bowlin' Babes	686 Tub's Pub	1834 Bowlin' Babes
474 Bowlin' Babes	1290 Pin Drops	641 Day Dreamers	1814 Tub's Pub
451 Day Dreamers	1281 Tub's Pub	638 Bowlin' Babes	1804 Hits & Mrs
448 Hits & Mrs	1258 Day Dreamers	622 Pin Drops	1786 Day Dreamers
436 Pin Drops	1213 Hits & Mrs	619 Hits & Mrs	1779 Pin Drops
Scratch Game	Scratch Series	Handicap Game	Handicap Series
215 Steph Meier	540 Jodi Daily	281 Steph Meier	684 Jodi Daily
209 Jodi Daily	489 Pat Bowie	257 Jodi Daily	678 Randi Stucker
196 Pat Bowie	478 Steph Meier	249 Nancy Bamrick	676 Steph Meier
188 Nancy Bamrick	477 Nancy Bamrick	239 Lynn Eacker	660 Nancy Bamrick
184 Linda Fees	474 Linda Fees	239 Micki Vest	638 Jen Landanger
175 Lynn Eacker	471 Sheryl Cochran	238 Pat Bowie	633 Linda Fees
175 Micki Vest	468 Randi Stucker	237 Linda Fees	632 Crystal Dailey

Team Rosters

1 - Pin Drops

Name	Avg	HDCP	Pins	Gms	High Game	High Sers	HDCP Game	HDCP Sers	Most Improved Avg +/-	To Raise Avg +1	To Drop Avg -1	Weekly Over Avg Series Avg +/-
Sheryl Cochran	139	48	2505	18	167	471	219	627		435	413	
Beth Bryan	135	52	2036	15	167	435	220	616		412	393	396 - 408=-12
Debra Kermmoade	125	60	1504	12	158	407	225	608		386	370	357 - 381=-24
Megan Deaver	113	69	678	6	147	378	227	618		348	338	
Randi Stucker	130	56	1568	12	166	468	236	678		397	381	426 - 378=48

2 - Day Dreamers

Name	Avg	HDCP	Pins	Gms	High Game	High Sers	HDCP Game	HDCP Sers	Most Improved Avg +/-	To Raise Avg +1	To Drop Avg -1	Weekly Over Avg Series Avg +/-
Jen Landanger	136	51	1632	12	170	434	227	638		423	407	422 - 402=20
Micki Vest	129	56	2729	21	175	432	239	624	129 +0.95	391	366	
Deb Gibbs	126	59	1891	15	156	409	221	604		395	376	
Cierra Schaepler	84	92	168	2	101	168	180	338		257	251	
Sue Bartels	102	78	925	9	119	325	205	575		311	298	325 - 300=25

3 - Hits & Mrs

Name	Avg	HDCP	Pins	Gms	High Game	High Sers	HDCP Game	HDCP Sers	Most Improved Avg +/-	To Raise Avg +1	To Drop Avg -1	Weekly Over Avg Series Avg +/-
Nancy Bamrick	137	50	2472	18	188	477	249	660		426	404	456 - 402=54
Donna Michel	121	63	1452	12	158	395	227	602		378	362	378 - 357=21
Lynda Ogle	130	56	2741	21	165	426	218	599	130 +0.52	403	378	379 - 393=-14
Pam Maloley	125	60	376	3	138	376	198	556		380	373	
Pam Witter	112	70	677	6	141	355	215	577		340	330	

4 - Bowlin' Babes

Name	Avg	HDCP	Pins	Gms	High Game	High Sers	HDCP Game	HDCP Sers	Most Improved Avg +/-	To Raise Avg +1	To Drop Avg -1	Weekly Over Avg Series Avg +/-
Bronte Nielsen	113	69	1253	11	152	405	210	579		343	328	
Crystal Dailey	125	60	3019	24	172	443	232	632	128 -2.21	383	355	327 - 384=-57
Jodi Daily	155	36	3735	24	209	540	257	684	155 +0.63	477	449	472 - 465=7
Jo Johnson	122	62	366	3	123	366	185	552		372	365	366 - 366=0

5 - Bye

6 - Tub's Pub

Name	Avg	HDCP	Pins	Gms	High Game	High Sers	HDCP Game	HDCP Sers	Most Improved Avg +/-	To Raise Avg +1	To Drop Avg -1	Weekly Over Avg Series Avg +/-
Linda Fees	136	51	3268	24	184	474	237	633	135 +1.17	431	403	421 - 405=16
Lynn Eacker	119	64	2511	21	175	416	239	608	119 +0.57	369	344	382 - 354=28
Pat Bowie	146	43	2638	18	196	489	238	630		449	427	
Steph Meier	138	49	829	6	215	478	281	676		422	412	

Individual High Averages

155.63 Jodi Daily	136.17 Linda Fees	130.52 Lynda Ogle
129.95 Micki Vest	125.79 Crystal Dailey	119.57 Lynn Eacker

Most Improved Average

135 to 136.17 = +1.17 Linda Fees	129 to 129.95 = +0.95 Micki Vest	155 to 155.63 = +0.63 Jodi Daily
119 to 119.57 = +0.57 Lynn Eacker	130 to 130.52 = +0.52 Lynda Ogle	128 to 125.79 = -2.21 Crystal Dailey

Most Un-Improved Averages

128 to 125.79 = -2.21 Crystal Dailey	130 to 130.52 = +0.52 Lynda Ogle	119 to 119.57 = +0.57 Lynn Eacker
155 to 155.63 = +0.63 Jodi Daily	129 to 129.95 = +0.95 Micki Vest	135 to 136.17 = +1.17 Linda Fees

Local and Bowling Center Awards

Name	USBC ID Number	Award Average	Award Games	G1	G2	G3	Series	Award Score	Award Received
Lynn R. Eacker	4132-179 USBC	119	96	151	122	109	382	151	150 Game (Local Assoc. Awards)
Randi K. Stucker	4132-77 USBC	109	42	164	137	125	426	426	400 Series (Local Assoc. Awards)
	4132-77 USBC	109	42	164	137	125	426	164	150 Game (Local Assoc. Awards)

Newcomers 2021-22

Big Apple Fun Center Reprint of Scores -- Week 8

Lane 25 1 - Pin Drops Week 8 10/6/2021

Name	Old Avg	Old HDCP	-1-	-2-	-3-	Total	HDCP Total
Beth Bryan	136	51	145	118	133	396	549
Debra K. Kermmoade	127	58	121	90	146	357	531
Randi K. Stucker	126	59	164	137	125	426	603
			====	====	====	====	====
Scratch Total			430	345	404	1179	1179
Handicap			168	168	168		504
Total			598	513	572	1179	1683
Team Points Won			1.0	0.0	1.0	3.0	3.0

Lane 26 4 - Bowlin' Babes Week 8 10/6/2021

Name	Old Avg	Old HDCP	-1-	-2-	-3-	Total	HDCP Total
Crystal S. Dailey	128	57	113	111	103	327	498
Jodi Daily	155	36	167	151	154	472	580
Jo Johnson	122	62	122	121	123	366	552
			====	====	====	====	====
Scratch Total			402	383	380	1165	1165
Handicap			155	155	155		465
Total			557	538	535	1165	1630
Team Points Won			0.0	1.0	0.0	1.0	1.0

Lane 27 5 - Bye Week 8 10/6/2021

Name	Old Avg	Old HDCP	-1-	-2-	-3-	Total	HDCP Total
No one bowled							

Lane 28 3 - Hits & Mrs Week 8 10/6/2021

Name	Old Avg	Old HDCP	-1-	-2-	-3-	Total	HDCP Total
Nancy Bamrick	134	52	163	163	130	456	612
Donna J. Michel	119	64	113	137	128	378	570
Lynda M. Ogle	131	55	131	148	100	379	544
			====	====	====	====	====
Scratch Total			407	448	358	1213	1213
Handicap			171	171	171		513
Total			578	619	529	1213	1726
Team Points Won			1.0	1.0	1.0	4.0	4.0

Lane 29 6 - Tub's Pub Week 8 10/6/2021

Name	Old Avg	Old HDCP	-1-	-2-	-3-	Total	HDCP Total
Linda K. Fees	135	52	141	156	124	421	577
Lynn R. Eacker	118	65	151	122	109	382	577
Pat L. Bowie	146	43	a136	a136	a136	408	537
			====	====	====	====	====
Scratch Total			428	414	369	1211	1211
Handicap			160	160	160		480
Total			588	574	529	1211	1691
Team Points Won			1.0	0.0	0.0	2.0	2.0

Lane 30 2 - Day Dreamers Week 8 10/6/2021

Name	Old Avg	Old HDCP	-1-	-2-	-3-	Total	HDCP Total
Jen Landanger	134	52	116	170	136	422	578
Micki Vest	129	56	a119	a119	a119	357	525
Sue Bartels	100	80	102	119	104	325	565
			====	====	====	====	====
Scratch Total			337	408	359	1104	1104
Handicap			188	188	188		564
Total			525	596	547	1104	1668
Team Points Won			0.0	1.0	1.0	2.0	2.0

Newcomers 2021-22

Big Apple Fun Center

* Bowlers listed must have a minimum of 1 games.

Change in Average

Name	----Old----		Old				Total	---Average Change---			Weekly Over Avg Series Avg +/-	
	Pins	Games	Avg	-1-	-2-	-3-		New - Old	---> +/-	=		
Nancy Bamrick	2016	15	134	163	163	130	456	137.33	- 134.40	=	2.93	456 - 402=54
Sue Bartels	600	6	100	102	119	104	325	102.78	- 100.00	=	2.78	325 - 300=25
Pat L. Bowie	2638	18	146	a136	a136	a136	408	146.56	- 146.56	=	0.00	
Beth Bryan	1640	12	136	145	118	133	396	135.73	- 136.67	=	-0.93	396 - 408=-12
Sheryl S. Cochran	2505	18	139				0	139.17	- 139.17	=	0.00	
Crystal S. Dailey	2692	21	128	113	111	103	327	125.79	- 128.19	=	-2.40	327 - 384=-57
Jodi Daily	3263	21	155	167	151	154	472	155.63	- 155.38	=	0.24	472 - 465=7
Megan R. Deaver	678	6	113				0	113.00	- 113.00	=	0.00	
Lynn R. Eacker	2129	18	118	151	122	109	382	119.57	- 118.28	=	1.29	382 - 354=28
Linda K. Fees	2847	21	135	141	156	124	421	136.17	- 135.57	=	0.60	421 - 405=16
Deb Gibbs	1891	15	126				0	126.07	- 126.07	=	0.00	
Jo Johnson	0	0	122	122	121	123	366	122.00	- 0.00	=	122.00	366 - 366=0
Debra K. Kermmoade	1147	9	127	121	90	146	357	125.33	- 127.44	=	-2.11	357 - 381=-24
Jen Landanger	1210	9	134	116	170	136	422	136.00	- 134.44	=	1.56	422 - 402=20
Pam J. Maloley	376	3	125				0	125.33	- 125.33	=	0.00	
Steph Meier	829	6	138				0	138.17	- 138.17	=	0.00	
Donna J. Michel	1074	9	119	113	137	128	378	121.00	- 119.33	=	1.67	378 - 357=21
Bronte M. Nielsen	1253	11	113				0	113.91	- 113.91	=	0.00	
Lynda M. Ogle	2362	18	131	131	148	100	379	130.52	- 131.22	=	-0.70	379 - 393=-14
Cierra Schaepler	168	2	84				0	84.00	- 84.00	=	0.00	
Randi K. Stucker	1142	9	126	164	137	125	426	130.67	- 126.89	=	3.78	426 - 378=48
Micki Vest	2729	21	129	a119	a119	a119	357	129.95	- 129.95	=	0.00	
Pam Witter	677	6	112				0	112.83	- 112.83	=	0.00	

Newcomers 2021-22

Big Apple Fun Center

* Bowlers listed must have a minimum of 1 games.

High Average Listing

	<u>Name</u>	<u>True Average</u>	<u>Pins</u>	<u>Gms</u>	<u>To Raise Avg +1</u>	<u>To Drop Avg -1</u>
1	Jodi Daily	155.63	3735	24	477	449
2	Pat L. Bowie	146.56	2638	18	449	427
3	Sheryl S. Cochran	139.17	2505	18	435	413
4	Steph Meier	138.17	829	6	422	412
5	Nancy Bamrick	137.33	2472	18	426	404
6	Linda K. Fees	136.17	3268	24	431	403
7	Jen Landanger	136.00	1632	12	423	407
8	Beth Bryan	135.73	2036	15	412	393
9	Randi K. Stucker	130.67	1568	12	397	381
10	Lynda M. Ogle	130.52	2741	21	403	378
11	Micki Vest	129.95	2729	21	391	366
12	Deb Gibbs	126.07	1891	15	395	376
13	Crystal S. Dailey	125.79	3019	24	383	355
14	Debra K. Kermmoade	125.33	1504	12	386	370
15	Pam J. Maloley	125.33	376	3	380	373
16	Jo Johnson	122.00	366	3	372	365
17	Donna J. Michel	121.00	1452	12	378	362
18	Lynn R. Eacker	119.57	2511	21	369	344
19	Bronte M. Nielsen	113.91	1253	11	343	328
20	Megan R. Deaver	113.00	678	6	348	338
21	Pam Witter	112.83	677	6	340	330
22	Sue Bartels	102.78	925	9	311	298
23	Cierra Schaepler	84.00	168	2	257	251

Newcomers 2021-22

Big Apple Fun Center

* Bowlers listed must have a minimum of 24 games.

Note: This report includes information through October 6 which is Week 8 of 33

Most Improved Averages

<u>Name</u>	<u>True Average</u>	<u>Most Improved Avg</u>	<u>+/-</u>	<u>Name</u>	<u>True Average</u>	<u>Most Improved Avg</u>	<u>+/-</u>
Linda K. Fees	136.17	135	+1.17	Crystal S. Dailey	125.79	128	-2.21
Jodi Daily	155.63	155	+0.63				

Newcomers 2021-22

Big Apple Fun Center

* Bowlers listed must have a minimum of 1 games.

Most Pins Over Average

Name	----Old----		Old				Total	---Average Change---			Weekly Over Avg Series Avg +/-	
	Pins	Games	Avg	-1-	-2-	-3-		New - Old	---> +/-	=		
Nancy Bamrick	2016	15	134	163	163	130	456	137.33	- 134.40	=	2.93	456 - 402=54
Randi K. Stucker	1142	9	126	164	137	125	426	130.67	- 126.89	=	3.78	426 - 378=48
Lynn R. Eacker	2129	18	118	151	122	109	382	119.57	- 118.28	=	1.29	382 - 354=28
Sue Bartels	600	6	100	102	119	104	325	102.78	- 100.00	=	2.78	325 - 300=25
Donna J. Michel	1074	9	119	113	137	128	378	121.00	- 119.33	=	1.67	378 - 357=21
Jen Landanger	1210	9	134	116	170	136	422	136.00	- 134.44	=	1.56	422 - 402=20
Linda K. Fees	2847	21	135	141	156	124	421	136.17	- 135.57	=	0.60	421 - 405=16
Jodi Daily	3263	21	155	167	151	154	472	155.63	- 155.38	=	0.24	472 - 465=7
Jo Johnson	0	0	122	122	121	123	366	122.00	- 0.00	=	122.00	366 - 366=0
Beth Bryan	1640	12	136	145	118	133	396	135.73	- 136.67	=	-0.93	396 - 408=-12
Lynda M. Ogle	2362	18	131	131	148	100	379	130.52	- 131.22	=	-0.70	379 - 393=-14
Debra K. Kermmoade	1147	9	127	121	90	146	357	125.33	- 127.44	=	-2.11	357 - 381=-24
Crystal S. Dailey	2692	21	128	113	111	103	327	125.79	- 128.19	=	-2.40	327 - 384=-57

Newcomers 2021-22

Big Apple Fun Center

This report is for scores bowled October 6 which is Week 8 of 33

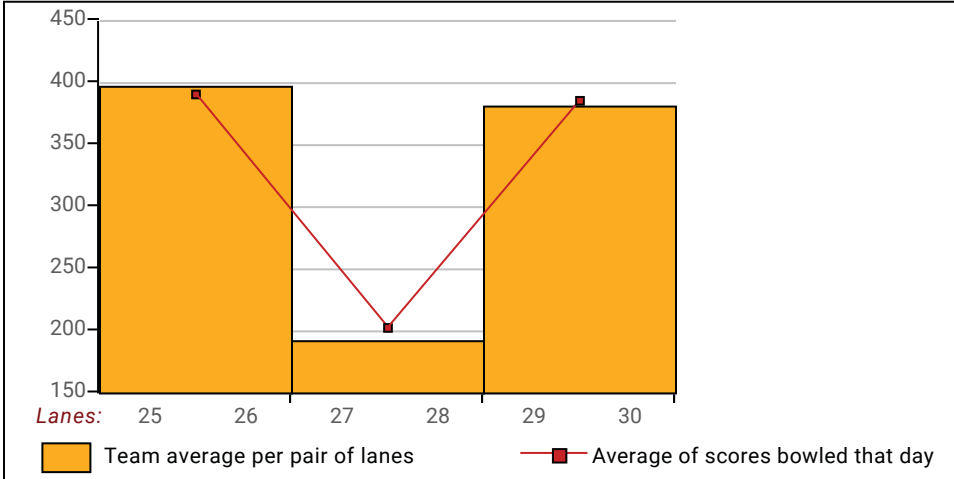
This Week's Statistics: Lefties vs Righties

Unless designated left handed, bowlers are considered right handed.

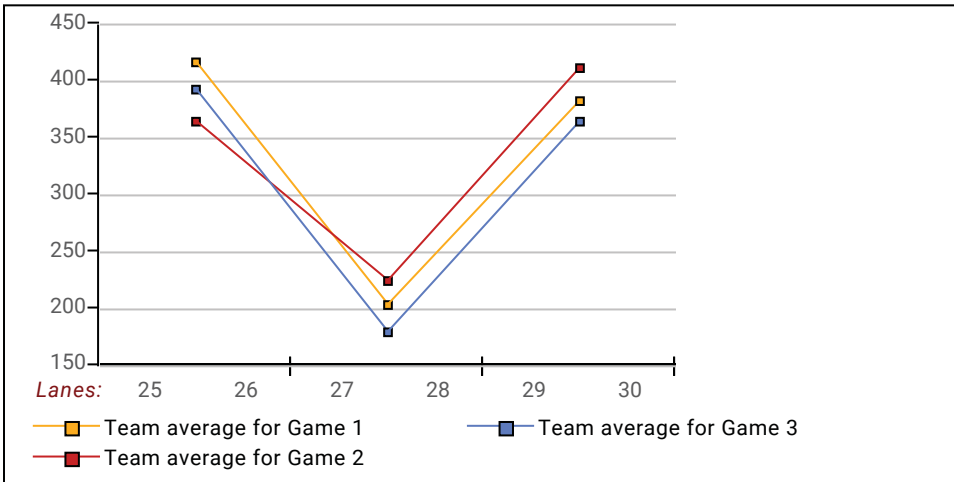
	Over All	Right	Left
How many people bowled	13	12	1
Number of games bowled	39	36	3
Actual average of week's scores	130.95	128.75	157.33
How many games above average	19	18	1
How many games below average	19	17	2
Pins above/below average per game	2.49	2.50	2.33
How many people raised average	8	7	1
by this amount	1.86	2.09	0.24
How many people went down	5	5	--
by this amount	-2.23	-2.23	0.00
League average before bowling	128.83	126.62	155.38
League average after bowling	129.12	126.91	155.63
Change in league average	0.28	0.29	0.24
800s	--	--	--
775s	--	--	--
750s	--	--	--
725s	--	--	--
700s	--	--	--
675s	--	--	--
650s	--	--	--
625s	--	--	--
600s	--	--	--
575s	--	--	--
550s	--	--	--
525s	--	--	--
500s	--	--	--
475s	--	--	--
450s	2	1	1
425s	1	1	--
400s	2	2	--
below 400	8	8	--
300s	--	--	--
275s	--	--	--
250s	--	--	--
225s	--	--	--
200s	--	--	--
175s	--	--	--
150s	9	6	3
125s	12	12	--
100s	17	17	--
below 100	1	1	--

This report is for scores bowled October 6 which is Week 8 of 33

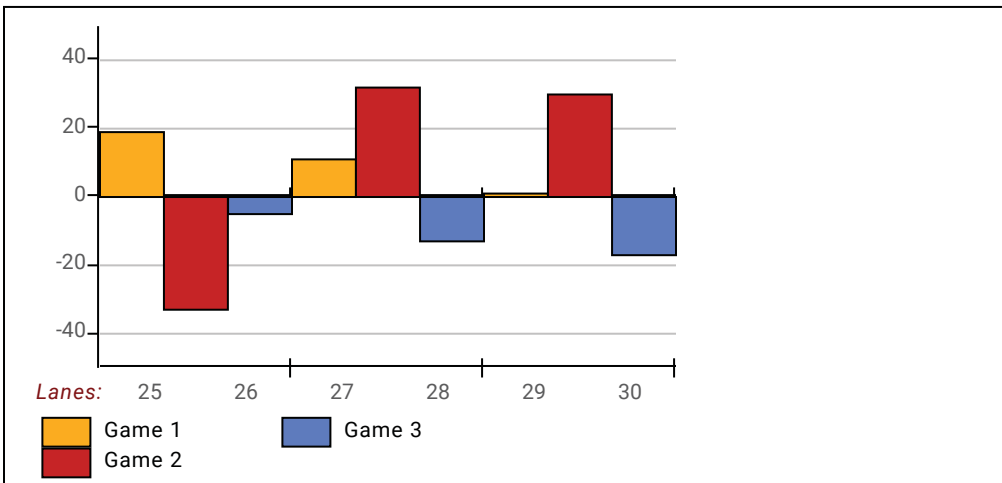
Team Average vs Avg of Scores



Average of Scores for Each Game

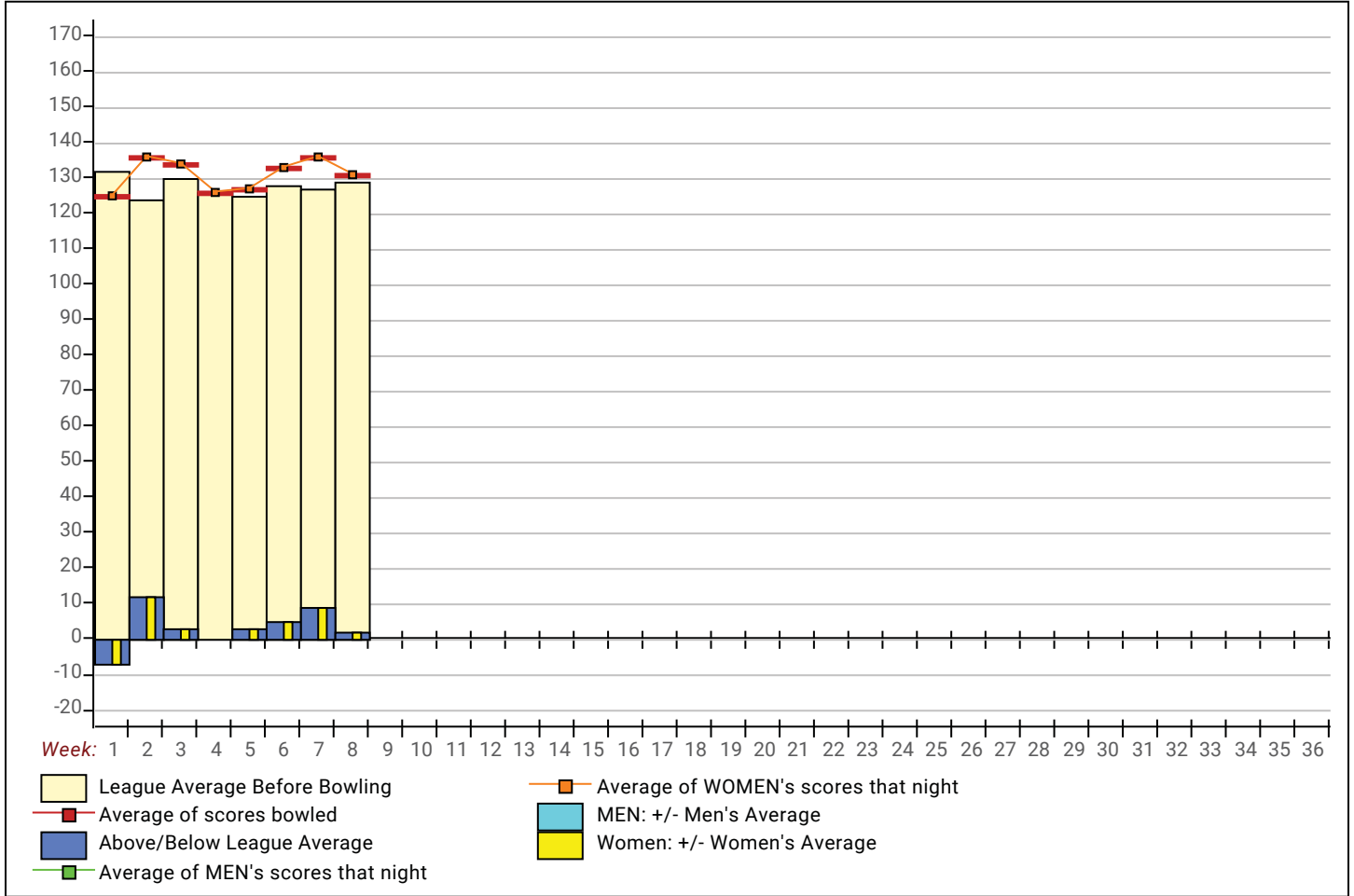


Amount Over/Under Team Average



This report is for scores bowled October 6 which is Week 8 of 33

League Average Week-by-Week



League Average Statistics for Last Week

	League	Right Hand	Left Hand
League Average Before Bowling	128.83	126.62	155.38
Average of scores bowled that night	130.95	128.75	157.33
New League Average After Bowling	129.12	126.91	155.63
Change in League Average	.28	.29	.24
People Who Bowled Over Average	8	7	1
People Who Bowled Under Average	5	5	
Average Amount of Series Over Avg	27.38	30.29	7.00
Average Amount of Series Under Avg	-24.40	-24.40	
Difference Avg, NiteAvg	2.49	2.50	2.33
Number of Bowlers	13	12	1
Number of Games Bowled	39	36	3
People Who Raised Their Average	8	7	1
Raised By an Average of This Amount	1.86	2.09	.24
People Who Lowered Their Average	5	5	
Lowered By an Average of This Amou	-2.23	-2.23	
Number of Games Bowled Over Avera	19	18	1
Number of Games Bowled Under Avera	19	17	2

Note: Averages are based only on people who bowled.

Newcomers 2021-22

Big Apple Fun Center

Team Standings

Place	Team Name	Avg p/gm	Points Won	Points Lost	Year-To-Date WON	Y-T-D LOST
1	Pin Drops	387	21	11	21	11
2	Tub's Pub	402	21	11	21	11
3	Bowlin' Babes	392	19½	12½	19½	12½
4	Hits & Mrs	380	18	14	18	14
5	Day Dreamers	370	15½	16½	15½	16½
6	Bye		1	31	1	31

*** Although not shown, standings are determined by points only for the current split

Last Week's Top Scores

Scratch Game		Scratch Series		Handicap Game		Handicap Series	
170	Jen Landanger	472	Jodi Daily	223	Randi Stucker	612	Nancy Bamrick
167	Jodi Daily	456	Nancy Bamrick	222	Jen Landanger	603	Randi Stucker
164	Randi Stucker	426	Randi Stucker	216	Lynn Eacker	580	Jodi Daily
163	Nancy Bamrick	422	Jen Landanger	215	Nancy Bamrick	578	Jen Landanger
156	Linda Fees	421	Linda Fees	208	Linda Fees	577	Linda Fees
151	Lynn Eacker	396	Beth Bryan	204	Debra Kermmoade	577	Lynn Eacker
148	Lynda Ogle	382	Lynn Eacker	203	Lynda Ogle	570	Donna Michel
146	Debra Kermmoade	379	Lynda Ogle	203	Jodi Daily	565	Sue Bartels
145	Beth Bryan	378	Donna Michel	201	Donna Michel	552	Jo Johnson
137	Donna Michel	366	Jo Johnson	199	Sue Bartels	549	Beth Bryan