

Newcomers 2021-22

Wednesday 9:30 am

Big Apple Fun Center

Lanes 25 - 30

President: Linda Fees

Secretary/Treasurer: Jodi Daily

Team Standings

Place	#	Team Name	Points Won	Points Lost	%Won	Season HCP Pins	Season Scr Pins	Avg p/gm	Year-To-Date WON	Y-T-D LOST	Y-T-D % WON
1	6	Tub's Pub	19	9	67.9	11923	8443	402	19	9	67.8
2	4	Bowlin' Babes	18½	9½	66.1	11686	8251	392	18½	9½	66.1
3	1	Pin Drops	18	10	64.3	12044	8117	386	18	10	64.3
4	3	Hits & Mrs	14	14	50.0	11778	7911	376	14	14	50.0
5	2	Day Dreamers	13½	14½	48.2	11709	7788	370	13½	14½	48.2
6	5	Bye	1	27		0	0		1	27	3.6

Review of Last Week's Bowling.....

Lanes	Team Name	HDCP -1-	HDCP -2-	HDCP -3-	HDCP Total	Last Wk WON	Team Name	HDCP -1-	HDCP -2-	HDCP -3-	HDCP Total	Last Wk WON
25-26	Bye	0	0	0	0	0	<---> Tub's Pub	595	686	533	1814	4
27-28	Pin Drops	593	587	599	1779	4	<---> Day Dreamers	563	549	564	1676	0
29-30	Hits & Mrs	560	524	586	1670	0	<---> Bowlin' Babes	565	538	591	1694	4

Lane Assignments

	25-26	27-28	29-30
Wk08 10/06	1- 4	5- 3	6- 2
Wk09 10/13	6- 3	2- 4	5- 1
Wk10 10/20	2- 5	3- 1	4- 6

Last Week's Top Scores

Team Scratch Game	Team Scratch Series	Team Handicap Game	Team Handicap Series
502 Tub's Pub	1290 Pin Drops	686 Tub's Pub	1814 Tub's Pub
436 Pin Drops	1262 Tub's Pub	599 Pin Drops	1779 Pin Drops
426 Bowlin' Babes	1199 Bowlin' Babes	591 Bowlin' Babes	1694 Bowlin' Babes
406 Hits & Mrs	1130 Hits & Mrs	586 Hits & Mrs	1676 Day Dreamers
371 Day Dreamers	1097 Day Dreamers	564 Day Dreamers	1670 Hits & Mrs
Scratch Game	Scratch Series	Handicap Game	Handicap Series
215 Steph Meier	478 Steph Meier	281 Steph Meier	676 Steph Meier
172 Crystal Dailey	471 Sheryl Cochran	232 Crystal Dailey	627 Sheryl Cochran
167 Sheryl Cochran	456 Jodi Daily	219 Sheryl Cochran	614 Crystal Dailey
158 Lynda Ogle	435 Beth Bryan	215 Pam Witter	594 Beth Bryan
158 Jodi Daily	434 Crystal Dailey	214 Lynda Ogle	579 Lynda Ogle
151 Beth Bryan	414 Linda Fees	208 Lynn Eacker	577 Pam Witter
145 Linda Fees	411 Lynda Ogle	204 Beth Bryan	575 Sue Bartels
145 Micki Vest			

Season High Scores

Team Scratch Game	Team Scratch Series	Team Handicap Game	Team Handicap Series
505 Tub's Pub	1342 Bowlin' Babes	686 Tub's Pub	1834 Bowlin' Babes
474 Bowlin' Babes	1290 Pin Drops	641 Day Dreamers	1814 Tub's Pub
451 Day Dreamers	1281 Tub's Pub	638 Bowlin' Babes	1804 Hits & Mrs
436 Pin Drops	1258 Day Dreamers	622 Pin Drops	1786 Day Dreamers
416 Hits & Mrs	1213 Hits & Mrs	615 Hits & Mrs	1779 Pin Drops
Scratch Game	Scratch Series	Handicap Game	Handicap Series
215 Steph Meier	540 Jodi Daily	281 Steph Meier	684 Jodi Daily
209 Jodi Daily	489 Pat Bowie	257 Jodi Daily	678 Randi Stucker
196 Pat Bowie	478 Steph Meier	249 Nancy Bamrick	676 Steph Meier
188 Nancy Bamrick	477 Nancy Bamrick	239 Lynn Eacker	660 Nancy Bamrick
184 Linda Fees	474 Linda Fees	239 Micki Vest	638 Jen Landanger
175 Lynn Eacker	471 Sheryl Cochran	238 Pat Bowie	633 Linda Fees
175 Micki Vest	468 Randi Stucker	237 Linda Fees	632 Crystal Dailey

Team Rosters

1 - Pin Drops

Name	Avg	HDCP	Pins	Gms	High Game	High Sers	HDCP Game	HDCP Sers	Most Improved Avg +/-	To Raise Avg +1	To Drop Avg -1	Weekly Over Avg Series Avg +/-
Sheryl Cochran	139	48	2505	18	167	471	219	627		435	413	471 - 405=66
Beth Bryan	136	51	1640	12	167	435	220	616		415	399	435 - 399=36
Debra Kermmoade	127	58	1147	9	158	407	225	608		389	376	384 - 381=3
Megan Deaver	113	69	678	6	147	378	227	618		348	338	
Randi Stucker	126	59	1142	9	166	468	236	678		382	369	

2 - Day Dreamers

Name	Avg	HDCP	Pins	Gms	High Game	High Sers	HDCP Game	HDCP Sers	Most Improved Avg +/-	To Raise Avg +1	To Drop Avg -1	Weekly Over Avg Series Avg +/-
Jen Landanger	134	52	1210	9	160	434	227	638		410	397	
Micki Vest	129	56	2729	21	175	432	239	624	129 +0.95	391	366	405 - 387=18
Deb Gibbs	126	59	1891	15	156	409	221	604		395	376	
Cierra Schaepler	84	92	168	2	101	168	180	338		257	251	
Sue Bartels	100	80	600	6	118	320	205	575		309	299	320 - 279=41

3 - Hits & Mrs

Name	Avg	HDCP	Pins	Gms	High Game	High Sers	HDCP Game	HDCP Sers	Most Improved Avg +/-	To Raise Avg +1	To Drop Avg -1	Weekly Over Avg Series Avg +/-
Nancy Bamrick	134	52	2016	15	188	477	249	660		414	395	364 - 411=-47
Donna Michel	119	64	1074	9	158	395	227	602		366	353	
Lynda Ogle	131	55	2362	18	165	426	218	599		410	388	411 - 390=21
Pam Maloley	125	60	376	3	138	376	198	556		380	373	
Pam Witter	112	70	677	6	141	355	215	577		340	330	355 - 321=34

4 - Bowlin' Babes

Name	Avg	HDCP	Pins	Gms	High Game	High Sers	HDCP Game	HDCP Sers	Most Improved Avg +/-	To Raise Avg +1	To Drop Avg -1	Weekly Over Avg Series Avg +/-
Bronte Nielsen	113	69	1253	11	152	405	210	579		343	328	
Crystal Dailey	128	57	2692	21	172	443	232	632	128 +0.19	404	379	434 - 375=59
Jodi Daily	155	36	3263	21	209	540	257	684	155 +0.38	481	456	456 - 465=-9

5 - Bye

6 - Tub's Pub

Name	Avg	HDCP	Pins	Gms	High Game	High Sers	HDCP Game	HDCP Sers	Most Improved Avg +/-	To Raise Avg +1	To Drop Avg -1	Weekly Over Avg Series Avg +/-
Linda Fees	135	52	2847	21	184	474	237	633	135 +0.57	417	392	414 - 405=9
Lynn Eacker	118	65	2129	18	175	416	239	608		370	348	370 - 351=19
Pat Bowie	146	43	2638	18	196	489	238	630		449	427	
Steph Meier	138	49	829	6	215	478	281	676		422	412	478 - 351=127

Individual High Averages

155.38 Jodi Daily	135.57 Linda Fees	129.95 Micki Vest
128.19 Crystal Dailey		

Most Improved Average

129 to 129.95 = +0.95 Micki Vest	135 to 135.57 = +0.57 Linda Fees	155 to 155.38 = +0.38 Jodi Daily
128 to 128.19 = +0.19 Crystal Dailey	to 118.28 = Lynn Eacker	to 146.56 = Pat Bowie

Most Un-Improved Averages

128 to 128.19 = +0.19 Crystal Dailey	155 to 155.38 = +0.38 Jodi Daily	135 to 135.57 = +0.57 Linda Fees
129 to 129.95 = +0.95 Micki Vest		

Newcomers 2021-22

Big Apple Fun Center Reprint of Scores -- Week 7

Lane 25 5 - Bye Week 7 9/29/2021

Name	Old Avg	Old HDCP	-1-	-2-	-3-	Total	HDCP Total
------	---------	----------	-----	-----	-----	-------	------------

Lane 26 6 - Tub's Pub Week 7 9/29/2021

Name	Old Avg	Old HDCP	-1-	-2-	-3-	Total	HDCP Total
------	---------	----------	-----	-----	-----	-------	------------

Linda K. Fees	135	52	129	145	140	414	570
Lynn R. Eacker	117	66	107	142	121	370	568
Steph Meier	117	66	175	215	88	478	676
			=====	=====	=====	=====	=====
<i>Scratch Total</i>			411	502	349	1262	1262
<i>Handicap</i>			184	184	184		552
<i>Total</i>			595	686	533	1262	1814
<i>Team Points Won</i>			1.0	1.0	1.0	4.0	4.0

Lane 27 1 - Pin Drops Week 7 9/29/2021

Name	Old Avg	Old HDCP	-1-	-2-	-3-	Total	HDCP Total
------	---------	----------	-----	-----	-----	-------	------------

Sheryl S. Cochran	135	52	157	147	167	471	627
Beth Bryan	133	53	140	151	144	435	594
Debra K. Kermmoade	127	58	133	126	125	384	558
			=====	=====	=====	=====	=====
<i>Scratch Total</i>			430	424	436	1290	1290
<i>Handicap</i>			163	163	163		489
<i>Total</i>			593	587	599	1290	1779
<i>Team Points Won</i>			1.0	1.0	1.0	4.0	4.0

Lane 28 2 - Day Dreamers Week 7 9/29/2021

Name	Old Avg	Old HDCP	-1-	-2-	-3-	Total	HDCP Total
------	---------	----------	-----	-----	-----	-------	------------

Jen Landanger	134	52	a124	a124	a124	372	528
Micki Vest	129	56	128	132	145	405	573
Sue Bartels	93	85	118	100	102	320	575
			=====	=====	=====	=====	=====
<i>Scratch Total</i>			370	356	371	1097	1097
<i>Handicap</i>			193	193	193		579
<i>Total</i>			563	549	564	1097	1676
<i>Team Points Won</i>			0.0	0.0	0.0	0.0	0.0

Lane 29 3 - Hits & Mrs Week 7 9/29/2021

Name	Old Avg	Old HDCP	-1-	-2-	-3-	Total	HDCP Total
------	---------	----------	-----	-----	-----	-------	------------

Lynda M. Ogle	130	56	158	104	149	411	579
Nancy Bamrick	137	50	111	137	116	364	514
Pam Witter	107	74	111	103	141	355	577
			=====	=====	=====	=====	=====
<i>Scratch Total</i>			380	344	406	1130	1130
<i>Handicap</i>			180	180	180		540
<i>Total</i>			560	524	586	1130	1670
<i>Team Points Won</i>			0.0	0.0	0.0	0.0	0.0

Lane 30 4 - Bowlin' Babes Week 7 9/29/2021

Name	Old Avg	Old HDCP	-1-	-2-	-3-	Total	HDCP Total
------	---------	----------	-----	-----	-----	-------	------------

Bronte M. Nielsen	113	69	a103	a103	a103	309	516
Crystal S. Dailey	125	60	139	123	172	434	614
Jodi Daily	155	36	158	147	151	456	564
			=====	=====	=====	=====	=====
<i>Scratch Total</i>			400	373	426	1199	1199
<i>Handicap</i>			165	165	165		495
<i>Total</i>			565	538	591	1199	1694
<i>Team Points Won</i>			1.0	1.0	1.0	4.0	4.0

Newcomers 2021-22

Big Apple Fun Center

* Bowlers listed must have a minimum of 1 games.

Change in Average

Name	----Old----		Old Avg				Total	---Average Change---			Weekly Over Avg Series Avg +/-
	Pins	Games		-1-	-2-	-3-		New - Old	---> +/-		
Nancy Bamrick	1652	12	137	111	137	116	364	134.40	- 137.67	= -3.27	364 - 411=-47
Sue Bartels	280	3	93	118	100	102	320	100.00	- 93.33	= 6.67	320 - 279=41
Pat L. Bowie	2638	18	146				0	146.56	- 146.56	= 0.00	
Beth Bryan	1205	9	133	140	151	144	435	136.67	- 133.89	= 2.78	435 - 399=36
Sheryl S. Cochran	2034	15	135	157	147	167	471	139.17	- 135.60	= 3.57	471 - 405=66
Crystal S. Dailey	2258	18	125	139	123	172	434	128.19	- 125.44	= 2.75	434 - 375=59
Jodi Daily	2807	18	155	158	147	151	456	155.38	- 155.94	= -0.56	456 - 465=-9
Megan R. Deaver	678	6	113				0	113.00	- 113.00	= 0.00	
Lynn R. Eacker	1759	15	117	107	142	121	370	118.28	- 117.27	= 1.01	370 - 351=19
Linda K. Fees	2433	18	135	129	145	140	414	135.57	- 135.17	= 0.40	414 - 405=9
Deb Gibbs	1891	15	126				0	126.07	- 126.07	= 0.00	
Debra K. Kermmoade	763	6	127	133	126	125	384	127.44	- 127.17	= 0.28	384 - 381=3
Jen Landanger	1210	9	134	a124	a124	a124	372	134.44	- 134.44	= 0.00	
Pam J. Maloley	376	3	125				0	125.33	- 125.33	= 0.00	
Steph Meier	351	3	117	175	215	88	478	138.17	- 117.00	= 21.17	478 - 351=127
Donna J. Michel	1074	9	119				0	119.33	- 119.33	= 0.00	
Bronte M. Nielsen	1253	11	113	a103	a103	a103	309	113.91	- 113.91	= 0.00	
Lynda M. Ogle	1951	15	130	158	104	149	411	131.22	- 130.07	= 1.16	411 - 390=21
Cierra Schaepler	168	2	84				0	84.00	- 84.00	= 0.00	
Randi K. Stucker	1142	9	126				0	126.89	- 126.89	= 0.00	
Micki Vest	2324	18	129	128	132	145	405	129.95	- 129.11	= 0.84	405 - 387=18
Pam Witter	322	3	107	111	103	141	355	112.83	- 107.33	= 5.50	355 - 321=34

Newcomers 2021-22

Big Apple Fun Center

* Bowlers listed must have a minimum of 1 games.

High Average Listing

	<u>Name</u>	<u>True Average</u>	<u>Pins Gms</u>	<u>To Raise Avg +1</u>	<u>To Drop Avg -1</u>
1	Jodi Daily	155.38	3263 21	481	456
2	Pat L. Bowie	146.56	2638 18	449	427
3	Sheryl S. Cochran	139.17	2505 18	435	413
4	Steph Meier	138.17	829 6	422	412
5	Beth Bryan	136.67	1640 12	415	399
6	Linda K. Fees	135.57	2847 21	417	392
7	Jen Landanger	134.44	1210 9	410	397
8	Nancy Bamrick	134.40	2016 15	414	395
9	Lynda M. Ogle	131.22	2362 18	410	388
10	Micki Vest	129.95	2729 21	391	366
11	Crystal S. Dailey	128.19	2692 21	404	379
12	Debra K. Kermmoade	127.44	1147 9	389	376
13	Randi K. Stucker	126.89	1142 9	382	369
14	Deb Gibbs	126.07	1891 15	395	376
15	Pam J. Maloley	125.33	376 3	380	373
16	Donna J. Michel	119.33	1074 9	366	353
17	Lynn R. Eacker	118.28	2129 18	370	348
18	Bronte M. Nielsen	113.91	1253 11	343	328
19	Megan R. Deaver	113.00	678 6	348	338
20	Pam Witter	112.83	677 6	340	330
21	Sue Bartels	100.00	600 6	309	299
22	Cierra Schaepler	84.00	168 2	257	251

Newcomers 2021-22

Big Apple Fun Center

* Bowlers listed must have a minimum of 1 games.

Most Pins Over Average

Name	----Old----		Old				---Average Change---			Weekly Over Avg	
	Pins	Games	Avg	-1-	-2-	-3-	Total	New - Old	---> +/-	Series Avg +/-	
Steph Meier	351	3	117	175	215	88	478	138.17	- 117.00	= 21.17	478 - 351=127
Sheryl S. Cochran	2034	15	135	157	147	167	471	139.17	- 135.60	= 3.57	471 - 405=66
Crystal S. Dailey	2258	18	125	139	123	172	434	128.19	- 125.44	= 2.75	434 - 375=59
Sue Bartels	280	3	93	118	100	102	320	100.00	- 93.33	= 6.67	320 - 279=41
Beth Bryan	1205	9	133	140	151	144	435	136.67	- 133.89	= 2.78	435 - 399=36
Pam Witter	322	3	107	111	103	141	355	112.83	- 107.33	= 5.50	355 - 321=34
Lynda M. Ogle	1951	15	130	158	104	149	411	131.22	- 130.07	= 1.16	411 - 390=21
Lynn R. Eacker	1759	15	117	107	142	121	370	118.28	- 117.27	= 1.01	370 - 351=19
Micki Vest	2324	18	129	128	132	145	405	129.95	- 129.11	= 0.84	405 - 387=18
Linda K. Fees	2433	18	135	129	145	140	414	135.57	- 135.17	= 0.40	414 - 405=9
Debra K. Kermmoade	763	6	127	133	126	125	384	127.44	- 127.17	= 0.28	384 - 381=3
Jodi Daily	2807	18	155	158	147	151	456	155.38	- 155.94	= -0.56	456 - 465=-9
Nancy Bamrick	1652	12	137	111	137	116	364	134.40	- 137.67	= -3.27	364 - 411=-47

Newcomers 2021-22

Big Apple Fun Center

This report is for scores bowled September 29 which is Week 7 of 33

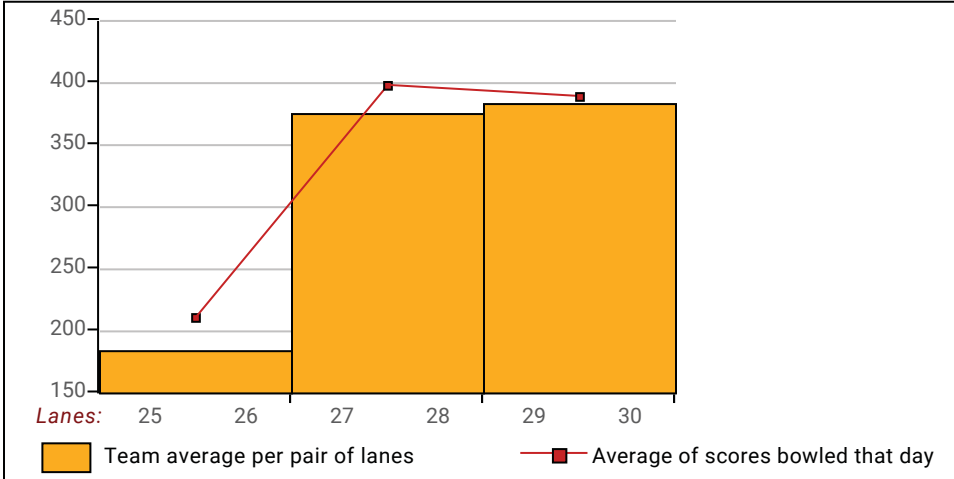
This Week's Statistics: Lefties vs Righties

Unless designated left handed, bowlers are considered right handed.

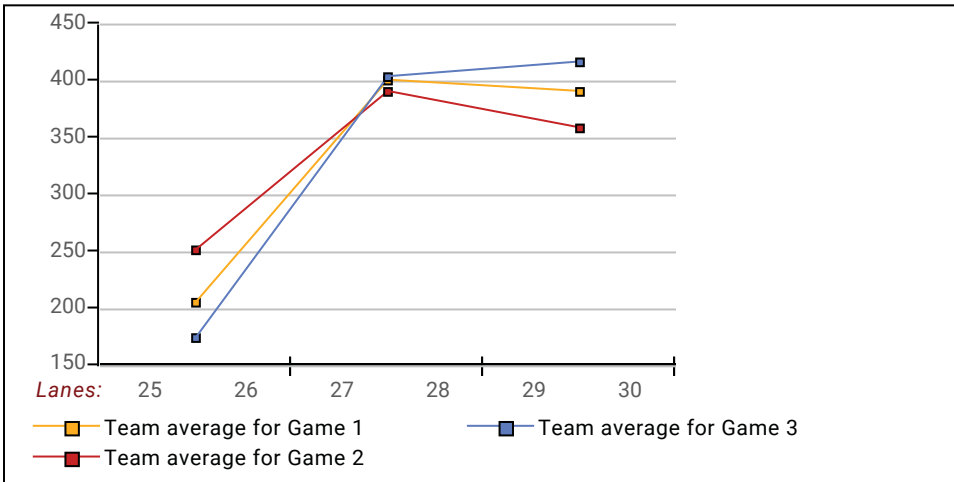
	Over All	Right	Left
How many people bowled	13	12	1
Number of games bowled	39	36	3
Actual average of week's scores	135.82	134.47	152.00
How many games above average	25	24	1
How many games below average	13	11	2
Pins above/below average per game	9.67	10.72	-3.00
How many people raised average	11	11	--
by this amount	4.19	4.19	0.00
How many people went down	2	1	1
by this amount	-1.92	-3.27	-0.56
League average before bowling	126.54	124.09	155.94
League average after bowling	129.79	127.66	155.38
Change in league average	3.25	3.57	-0.56
800s	--	--	--
775s	--	--	--
750s	--	--	--
725s	--	--	--
700s	--	--	--
675s	--	--	--
650s	--	--	--
625s	--	--	--
600s	--	--	--
575s	--	--	--
550s	--	--	--
525s	--	--	--
500s	--	--	--
475s	1	1	--
450s	2	1	1
425s	2	2	--
400s	3	3	--
below 400	5	5	--
300s	--	--	--
275s	--	--	--
250s	--	--	--
225s	--	--	--
200s	1	1	--
175s	1	1	--
150s	7	5	2
125s	18	17	1
100s	11	11	--
below 100	1	1	--

This report is for scores bowled September 29 which is Week 7 of 33

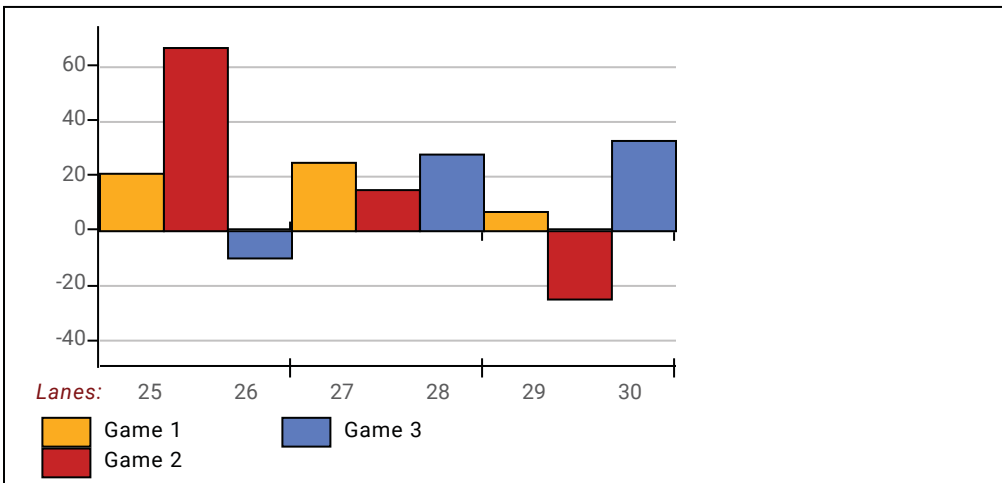
Team Average vs Avg of Scores



Average of Scores for Each Game

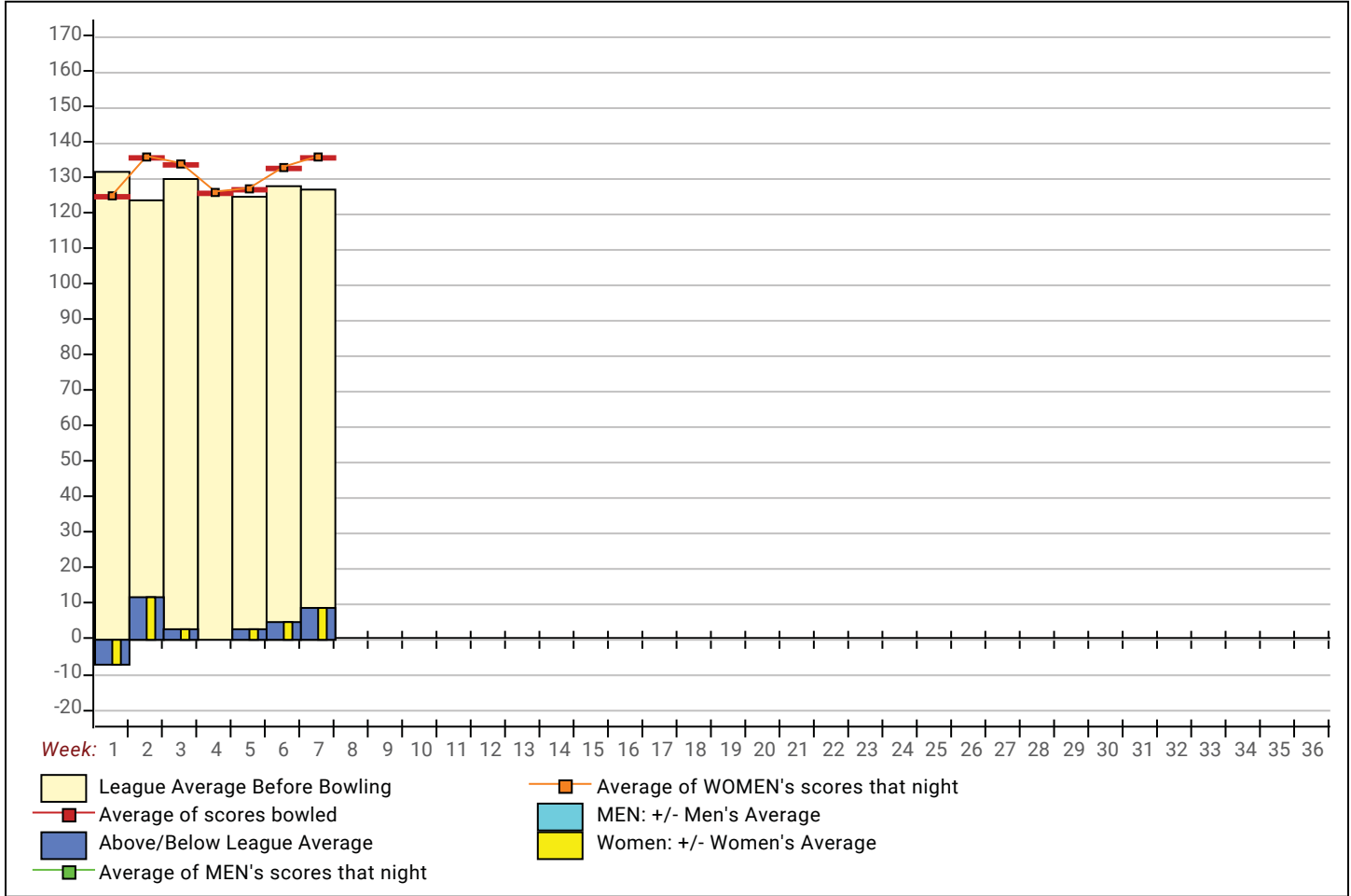


Amount Over/Under Team Average



This report is for scores bowled September 29 which is Week 7 of 33

League Average Week-by-Week



League Average Statistics for Last Week

	League	Right Hand	Left Hand
League Average Before Bowling	126.54	124.09	155.94
Average of scores bowled that night	135.82	134.47	152.00
New League Average After Bowling	129.79	127.66	155.38
Change in League Average	3.25	3.57	-.56
People Who Bowled Over Average	11	11	
People Who Bowled Under Average	2	1	1
Average Amount of Series Over Avg	39.36	39.36	
Average Amount of Series Under Avg	-28.00	-47.00	-9.00
Difference Avg, NiteAvg	9.67	10.72	-3.00
Number of Bowlers	13	12	1
Number of Games Bowled	39	36	3
People Who Raised Their Average	11	11	
Raised By an Average of This Amount	4.19	4.19	
People Who Lowered Their Average	2	1	1
Lowered By an Average of This Amou	-1.92	-3.27	-.56
Number of Games Bowled Over Avera	25	24	1
Number of Games Bowled Under Avera	13	11	2

Note: Averages are based only on people who bowled.

Newcomers 2021-22

Big Apple Fun Center

Team Standings

Place	Team Name	Avg p/gm	Points Won	Points Lost	Year-To-Date WON	Y-T-D LOST
1	Tub's Pub	402	19	9	19	9
2	Bowlin' Babes	392	18½	9½	18½	9½
3	Pin Drops	386	18	10	18	10
4	Hits & Mrs	376	14	14	14	14
5	Day Dreamers	370	13½	14½	13½	14½
6	Bye		1	27	1	27

*** Although not shown, standings are determined by points only for the current split

Last Week's Top Scores

Scratch Game	Scratch Series	Handicap Game	Handicap Series
215 Steph Meier	478 Steph Meier	281 Steph Meier	676 Steph Meier
172 Crystal Dailey	471 Sheryl Cochran	232 Crystal Dailey	627 Sheryl Cochran
167 Sheryl Cochran	456 Jodi Daily	219 Sheryl Cochran	614 Crystal Dailey
158 Lynda Ogle	435 Beth Bryan	215 Pam Witter	594 Beth Bryan
158 Jodi Daily	434 Crystal Dailey	214 Lynda Ogle	579 Lynda Ogle
151 Beth Bryan	414 Linda Fees	208 Lynn Eacker	577 Pam Witter
145 Linda Fees	411 Lynda Ogle	204 Beth Bryan	575 Sue Bartels
145 Micki Vest	405 Micki Vest	203 Sue Bartels	573 Micki Vest
142 Lynn Eacker	384 Debra Kermmoade	201 Micki Vest	570 Linda Fees
141 Pam Witter	370 Lynn Eacker	197 Linda Fees	568 Lynn Eacker