

Newcomers 2021-22

Wednesday 9:30 am

Big Apple Fun Center

Lanes 25 - 30

President: Linda Fees

Secretary/Treasurer: Jodi Daily

Team Standings

Place	#	Team Name	Points Won	Points Lost	%Won	Season HCP Pins	Season Scr Pins	Avg p/gm	Year-To-Date WON	Y-T-D LOST	Y-T-D % WON
1	6	Tub's Pub	15	9	62.5	10109	7181	398	15	9	62.5
2	4	Bowlin' Babes	14½	9½	60.4	9992	7052	391	14½	9½	60.4
3	1	Pin Drops	14	10	58.3	10265	6827	379	14	10	58.3
4	3	Hits & Mrs	14	10	58.3	10108	6781	376	14	10	58.3
5	2	Day Dreamers	13½	10½	56.3	10033	6691	371	13½	10½	56.3
6	5	Bye	1	23		0	0		1	23	4.2

Review of Last Week's Bowling.....

Lanes	Team Name	HDCP -1-	HDCP -2-	HDCP -3-	HDCP Total	Last Wk WON	Team Name	HDCP -1-	HDCP -2-	HDCP -3-	HDCP Total	Last Wk WON
25-26	Hits & Mrs	578	579	563	1720	4	<---> Day Dreamers	529	506	526	1561	0
27-28	Bowlin' Babes	587	573	583	1743	4	<---> Bye	0	0	0	0	0
29-30	Pin Drops	590	582	605	1777	3	<---> Tub's Pub	591	532	503	1626	1

Lane Assignments

	25-26	27-28	29-30
Wk07 09/29	5- 6	1- 2	3- 4
Wk08 10/06	1- 4	5- 3	6- 2
Wk09 10/13	6- 3	2- 4	5- 1

Last Week's Top Scores

Team Scratch Game	Team Scratch Series	Team Handicap Game	Team Handicap Series
433 Tub's Pub	1252 Pin Drops	605 Pin Drops	1777 Pin Drops
430 Pin Drops	1239 Bowlin' Babes	591 Tub's Pub	1743 Bowlin' Babes
419 Bowlin' Babes	1213 Hits & Mrs	587 Bowlin' Babes	1720 Hits & Mrs
410 Hits & Mrs	1152 Tub's Pub	579 Hits & Mrs	1626 Tub's Pub
338 Day Dreamers	988 Day Dreamers	529 Day Dreamers	1561 Day Dreamers
Scratch Game	Scratch Series	Handicap Game	Handicap Series
183 Pat Bowie	487 Jodi Daily	236 Randi Stucker	678 Randi Stucker
168 Jodi Daily	468 Randi Stucker	226 Pat Bowie	632 Crystal Dailey
166 Randi Stucker	448 Pat Bowie	225 Crystal Dailey	607 Nancy Bamrick
164 Nancy Bamrick	448 Nancy Bamrick	217 Nancy Bamrick	595 Jodi Daily
162 Crystal Dailey	443 Crystal Dailey	205 Sue Bartels	577 Pat Bowie
145 Sheryl Cochran	415 Sheryl Cochran	204 Jodi Daily	571 Sheryl Cochran
143 Steph Meier	389 Lynda Ogle	198 Pam Maloley	562 Sue Bartels

Season High Scores

Team Scratch Game	Team Scratch Series	Team Handicap Game	Team Handicap Series
505 Tub's Pub	1342 Bowlin' Babes	670 Tub's Pub	1834 Bowlin' Babes
474 Bowlin' Babes	1281 Tub's Pub	641 Day Dreamers	1804 Hits & Mrs
451 Day Dreamers	1258 Day Dreamers	638 Bowlin' Babes	1786 Day Dreamers
435 Pin Drops	1252 Pin Drops	622 Pin Drops	1778 Pin Drops
416 Hits & Mrs	1213 Hits & Mrs	615 Hits & Mrs	1770 Tub's Pub
Scratch Game	Scratch Series	Handicap Game	Handicap Series
209 Jodi Daily	540 Jodi Daily	257 Jodi Daily	684 Jodi Daily
196 Pat Bowie	489 Pat Bowie	249 Nancy Bamrick	678 Randi Stucker
188 Nancy Bamrick	477 Nancy Bamrick	239 Lynn Eacker	660 Nancy Bamrick
184 Linda Fees	474 Linda Fees	239 Micki Vest	638 Jen Landanger
175 Lynn Eacker	468 Randi Stucker	238 Pat Bowie	633 Linda Fees
175 Micki Vest	443 Crystal Dailey	237 Linda Fees	632 Crystal Dailey
167 Beth Bryan	434 Jen Landanger	236 Randi Stucker	630 Pat Bowie

Team Rosters

1 - Pin Drops

Name	Avg	HDCP	Pins	Gms	High Game	High Sers	HDCP Game	HDCP Sers	Most Improved Avg +/-	To Raise Avg +1	To Drop Avg -1	Weekly Over Avg Series Avg +/-
Sheryl Cochran	135	52	2034	15	155	430	217	622		414	395	415 - 402=13
Beth Bryan	133	53	1205	9	167	430	220	616		403	390	
Debra Kermmoade	127	58	763	6	158	407	225	608		389	379	
Megan Deaver	113	69	678	6	147	378	227	618		348	338	
Randi Stucker	126	59	1142	9	166	468	236	678		382	369	468 - 336=132

2 - Day Dreamers

Name	Avg	HDCP	Pins	Gms	High Game	High Sers	HDCP Game	HDCP Sers	Most Improved Avg +/-	To Raise Avg +1	To Drop Avg -1	Weekly Over Avg Series Avg +/-
Jen Landanger	134	52	1210	9	160	434	227	638		410	397	
Micki Vest	129	56	2324	18	175	432	239	624		406	384	336 - 396=-60
Deb Gibbs	126	59	1891	15	156	409	221	604		395	376	
Cierra Schaepler	84	92	168	2	101	168	180	338		257	251	
Sue Bartels	93	85	280	3	111	280	205	562		284	277	280 - 279=1

3 - Hits & Mrs

Name	Avg	HDCP	Pins	Gms	High Game	High Sers	HDCP Game	HDCP Sers	Most Improved Avg +/-	To Raise Avg +1	To Drop Avg -1	Weekly Over Avg Series Avg +/-
Nancy Bamrick	137	50	1652	12	188	477	249	660		418	402	448 - 399=49
Donna Michel	119	64	1074	9	158	395	227	602		366	353	
Lynda Ogle	130	56	1951	15	165	426	218	599		407	388	389 - 390=-1
Pam Maloley	125	60	376	3	138	376	198	556		380	373	376 - 375=1
Pam Witter	107	74	322	3	110	322	187	553		326	319	

4 - Bowlin' Babes

Name	Avg	HDCP	Pins	Gms	High Game	High Sers	HDCP Game	HDCP Sers	Most Improved Avg +/-	To Raise Avg +1	To Drop Avg -1	Weekly Over Avg Series Avg +/-
Bronte Nielsen	113	69	1253	11	152	405	210	579		343	328	
Crystal Dailey	125	60	2258	18	162	443	225	632		388	366	443 - 363=80
Jodi Daily	155	36	2807	18	209	540	257	684		469	447	487 - 462=25

5 - Bye

6 - Tub's Pub

Name	Avg	HDCP	Pins	Gms	High Game	High Sers	HDCP Game	HDCP Sers	Most Improved Avg +/-	To Raise Avg +1	To Drop Avg -1	Weekly Over Avg Series Avg +/-
Linda Fees	135	52	2433	18	184	474	237	633		423	401	353 - 414=-61
Lynn Eacker	117	66	1759	15	175	416	239	608		365	346	
Pat Bowie	146	43	2638	18	196	489	238	630		449	427	448 - 438=10
Steph Meier	117	66	351	3	143	351	188	486		357	350	351 - 351=0

Individual High Averages

Bowlers must have a minimum of 21 games before they will be listed for high average recognition.

Most Improved Average

Bowlers must have a minimum of 21 games to be listed for most improved average recognition.

Most Un-Improved Averages

Bowlers must have a minimum of 21 games to be listed for most improved average recognition.

Local and Bowling Center Awards

Name	USBC ID Number	Award Average	Award Games	G1	G2	G3	Series	Award Score	Award Received
Randi K. Stucker	4132-77 USBC	109	42	147	155	166	468	468	140 Pins Over Average Series (Local Assoc.
	4132-77 USBC	109	42	147	155	166	468	468	400 Series (Local Assoc. Awards)
	4132-77 USBC	109	42	147	155	166	468	155	150 Game (Local Assoc. Awards)
	4132-77 USBC	109	42	147	155	166	468	166	150 Game (Local Assoc. Awards)

Newcomers 2021-22

Big Apple Fun Center Reprint of Scores -- Week 6

Lane 25 3 - Hits & Mrs Week 6 9/22/2021

Name	Old	Old	-1-	-2-	-3-	Total	HDCP
	Avg	HDCP					Total
Lynda M. Ogle	130	56	129	133	127	389	557
Nancy Bamrick	133	53	155	164	129	448	607
Pam J. Maloley	125	60	125	113	138	376	556
			====	====	====	====	====
Scratch Total			409	410	394	1213	1213
Handicap			169	169	169		507
Total			578	579	563	1213	1720
Team Points Won			1.0	1.0	1.0	4.0	4.0

Lane 26 2 - Day Dreamers Week 6 9/22/2021

Name	Old	Old	-1-	-2-	-3-	Total	HDCP
	Avg	HDCP					Total
Jen Landanger	134	52	a124	a124	a124	372	528
Micki Vest	132	54	132	104	100	336	498
Sue Bartels	93	85	82	87	111	280	535
			====	====	====	====	====
Scratch Total			338	315	335	988	988
Handicap			191	191	191		573
Total			529	506	526	988	1561
Team Points Won			0.0	0.0	0.0	0.0	0.0

Lane 27 4 - Bowlin' Babes Week 6 9/22/2021

Name	Old	Old	-1-	-2-	-3-	Total	HDCP
	Avg	HDCP					Total
Bronte M. Nielsen	113	69	a103	a103	a103	309	516
Crystal S. Dailey	121	63	162	134	147	443	632
Jodi Daily	154	36	154	168	165	487	595
			====	====	====	====	====
Scratch Total			419	405	415	1239	1239
Handicap			168	168	168		504
Total			587	573	583	1239	1743
Team Points Won			1.0	1.0	1.0	4.0	4.0

Lane 28 5 - Bye Week 6 9/22/2021

Name	Old	Old	-1-	-2-	-3-	Total	HDCP
	Avg	HDCP					Total
No one bowled							

Lane 29 1 - Pin Drops Week 6 9/22/2021

Name	Old	Old	-1-	-2-	-3-	Total	HDCP
	Avg	HDCP					Total
Sheryl S. Cochran	134	52	145	129	141	415	571
Beth Bryan	133	53	a123	a123	a123	369	528
Randi K. Stucker	112	70	147	155	166	468	678
			====	====	====	====	====
Scratch Total			415	407	430	1252	1252
Handicap			175	175	175		525
Total			590	582	605	1252	1777
Team Points Won			0.0	1.0	1.0	3.0	3.0

Lane 30 6 - Tub's Pub Week 6 9/22/2021

Name	Old	Old	-1-	-2-	-3-	Total	HDCP
	Avg	HDCP					Total
Linda K. Fees	138	49	107	122	124	353	500
Pat L. Bowie	146	43	183	133	132	448	577
Steph Meier	117	66	143	119	89	351	549
			====	====	====	====	====
Scratch Total			433	374	345	1152	1152
Handicap			158	158	158		474
Total			591	532	503	1152	1626
Team Points Won			1.0	0.0	0.0	1.0	1.0

Newcomers 2021-22

Big Apple Fun Center

* Bowlers listed must have a minimum of 1 games.

Change in Average

Name	----Old----		Old Avg	---Average Change---			Total	---Average Change---			Weekly Over Avg Series Avg +/-
	Pins	Games		-1-	-2-	-3-		New - Old ---> +/-			
Nancy Bamrick	1204	9	133	155	164	129	448	137.67	- 133.78	= 3.89	448 - 399=49
Sue Bartels	0	0	93	82	87	111	280	93.33	- 0.00	= 93.33	280 - 279=1
Pat L. Bowie	2190	15	146	183	133	132	448	146.56	- 146.00	= 0.56	448 - 438=10
Beth Bryan	1205	9	133	a123	a123	a123	369	133.89	- 133.89	= 0.00	
Sheryl S. Cochran	1619	12	134	145	129	141	415	135.60	- 134.92	= 0.68	415 - 402=13
Crystal S. Dailey	1815	15	121	162	134	147	443	125.44	- 121.00	= 4.44	443 - 363=80
Jodi Daily	2320	15	154	154	168	165	487	155.94	- 154.67	= 1.28	487 - 462=25
Megan R. Deaver	678	6	113				0	113.00	- 113.00	= 0.00	
Lynn R. Eacker	1759	15	117				0	117.27	- 117.27	= 0.00	
Linda K. Fees	2080	15	138	107	122	124	353	135.17	- 138.67	= -3.50	353 - 414=-61
Deb Gibbs	1891	15	126				0	126.07	- 126.07	= 0.00	
Debra K. Kermmoade	763	6	127				0	127.17	- 127.17	= 0.00	
Jen Landanger	1210	9	134	a124	a124	a124	372	134.44	- 134.44	= 0.00	
Pam J. Maloley	0	0	125	125	113	138	376	125.33	- 0.00	= 125.33	376 - 375=1
Steph Meier	0	0	117	143	119	89	351	117.00	- 0.00	= 117.00	351 - 351=0
Donna J. Michel	1074	9	119				0	119.33	- 119.33	= 0.00	
Bronte M. Nielsen	1253	11	113	a103	a103	a103	309	113.91	- 113.91	= 0.00	
Lynda M. Ogle	1562	12	130	129	133	127	389	130.07	- 130.17	= -0.10	389 - 390=-1
Cierra Schaepler	168	2	84				0	84.00	- 84.00	= 0.00	
Randi K. Stucker	674	6	112	147	155	166	468	126.89	- 112.33	= 14.56	468 - 336=132
Micki Vest	1988	15	132	132	104	100	336	129.11	- 132.53	= -3.42	336 - 396=-60
Pam Witter	322	3	107				0	107.33	- 107.33	= 0.00	

Newcomers 2021-22

Big Apple Fun Center

* Bowlers listed must have a minimum of 1 games.

High Average Listing

	<u>Name</u>	<u>True Average</u>	<u>Pins</u>	<u>Gms</u>	<u>To Raise Avg +1</u>	<u>To Drop Avg -1</u>
1	Jodi Daily	155.94	2807	18	469	447
2	Pat L. Bowie	146.56	2638	18	449	427
3	Nancy Bamrick	137.67	1652	12	418	402
4	Sheryl S. Cochran	135.60	2034	15	414	395
5	Linda K. Fees	135.17	2433	18	423	401
6	Jen Landanger	134.44	1210	9	410	397
7	Beth Bryan	133.89	1205	9	403	390
8	Lynda M. Ogle	130.07	1951	15	407	388
9	Micki Vest	129.11	2324	18	406	384
10	Debra K. Kermmoade	127.17	763	6	389	379
11	Randi K. Stucker	126.89	1142	9	382	369
12	Deb Gibbs	126.07	1891	15	395	376
13	Crystal S. Dailey	125.44	2258	18	388	366
14	Pam J. Maloley	125.33	376	3	380	373
15	Donna J. Michel	119.33	1074	9	366	353
16	Lynn R. Eacker	117.27	1759	15	365	346
17	Steph Meier	117.00	351	3	357	350
18	Bronte M. Nielsen	113.91	1253	11	343	328
19	Megan R. Deaver	113.00	678	6	348	338
20	Pam Witter	107.33	322	3	326	319
21	Sue Bartels	93.33	280	3	284	277
22	Cierra Schaepler	84.00	168	2	257	251

Newcomers 2021-22

Big Apple Fun Center

* Bowlers listed must have a minimum of 1 games.

Most Pins Over Average

Name	----Old----		Old				Total	---Average Change---			Weekly Over Avg Series Avg +/-	
	Pins	Games	Avg	-1-	-2-	-3-		New - Old	---> +/-	=		
Randi K. Stucker	674	6	112	147	155	166	468	126.89	- 112.33	=	14.56	468 - 336=132
Crystal S. Dailey	1815	15	121	162	134	147	443	125.44	- 121.00	=	4.44	443 - 363=80
Nancy Bamrick	1204	9	133	155	164	129	448	137.67	- 133.78	=	3.89	448 - 399=49
Jodi Daily	2320	15	154	154	168	165	487	155.94	- 154.67	=	1.28	487 - 462=25
Sheryl S. Cochran	1619	12	134	145	129	141	415	135.60	- 134.92	=	0.68	415 - 402=13
Pat L. Bowie	2190	15	146	183	133	132	448	146.56	- 146.00	=	0.56	448 - 438=10
Pam J. Maloley	0	0	125	125	113	138	376	125.33	- 0.00	=	125.33	376 - 375=1
Sue Bartels	0	0	93	82	87	111	280	93.33	- 0.00	=	93.33	280 - 279=1
Steph Meier	0	0	117	143	119	89	351	117.00	- 0.00	=	117.00	351 - 351=0
Lynda M. Ogle	1562	12	130	129	133	127	389	130.07	- 130.17	=	-0.10	389 - 390=-1
Micki Vest	1988	15	132	132	104	100	336	129.11	- 132.53	=	-3.42	336 - 396=-60
Linda K. Fees	2080	15	138	107	122	124	353	135.17	- 138.67	=	-3.50	353 - 414=-61

Newcomers 2021-22

Big Apple Fun Center

This report is for scores bowled September 22 which is Week 6 of 33

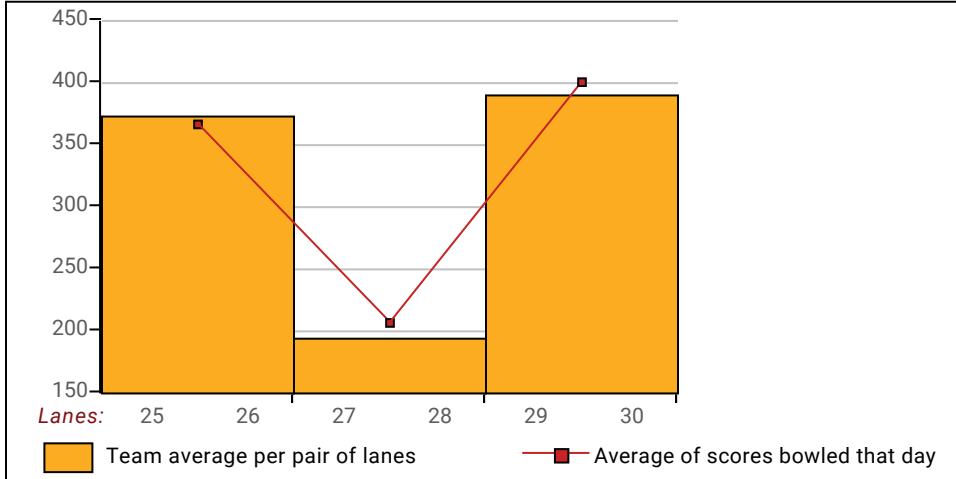
This Week's Statistics: Lefties vs Righties

Unless designated left handed, bowlers are considered right handed.

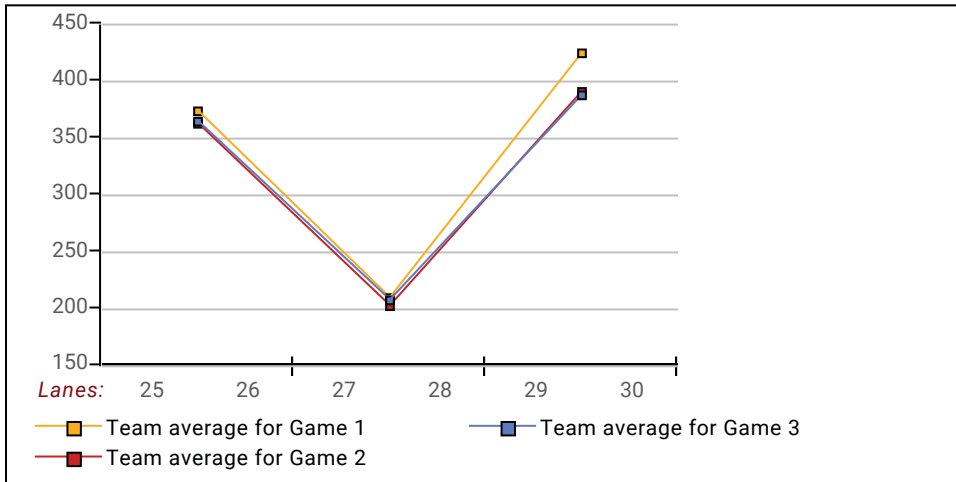
	Over All	Right	Left
How many people bowled	12	11	1
Number of games bowled	36	33	3
Actual average of week's scores	133.17	130.52	162.33
How many games above average	18	16	2
How many games below average	15	15	0
Pins above/below average per game	5.25	4.97	8.33
How many people raised average	6	5	1
by this amount	4.23	4.83	1.28
How many people went down	3	3	--
by this amount	-2.34	-2.34	0.00
League average before bowling	128.31	125.91	154.67
League average after bowling	129.84	127.47	155.94
Change in league average	1.53	1.56	1.28
800s	--	--	--
775s	--	--	--
750s	--	--	--
725s	--	--	--
700s	--	--	--
675s	--	--	--
650s	--	--	--
625s	--	--	--
600s	--	--	--
575s	--	--	--
550s	--	--	--
525s	--	--	--
500s	--	--	--
475s	1	--	1
450s	1	1	--
425s	3	3	--
400s	1	1	--
below 400	6	6	--
300s	--	--	--
275s	--	--	--
250s	--	--	--
225s	--	--	--
200s	--	--	--
175s	1	1	--
150s	8	5	3
125s	16	16	--
100s	8	8	--
below 100	3	3	--

This report is for scores bowled September 22 which is Week 6 of 33

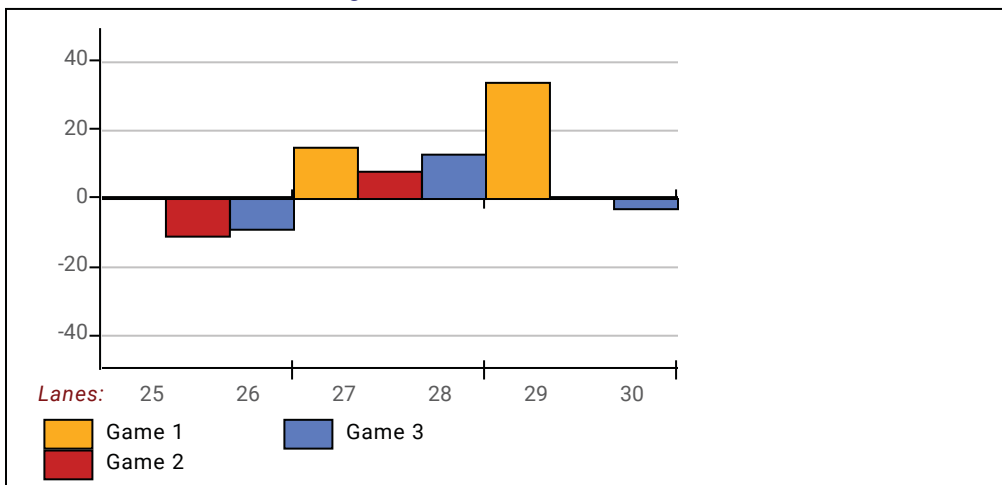
Team Average vs Avg of Scores



Average of Scores for Each Game

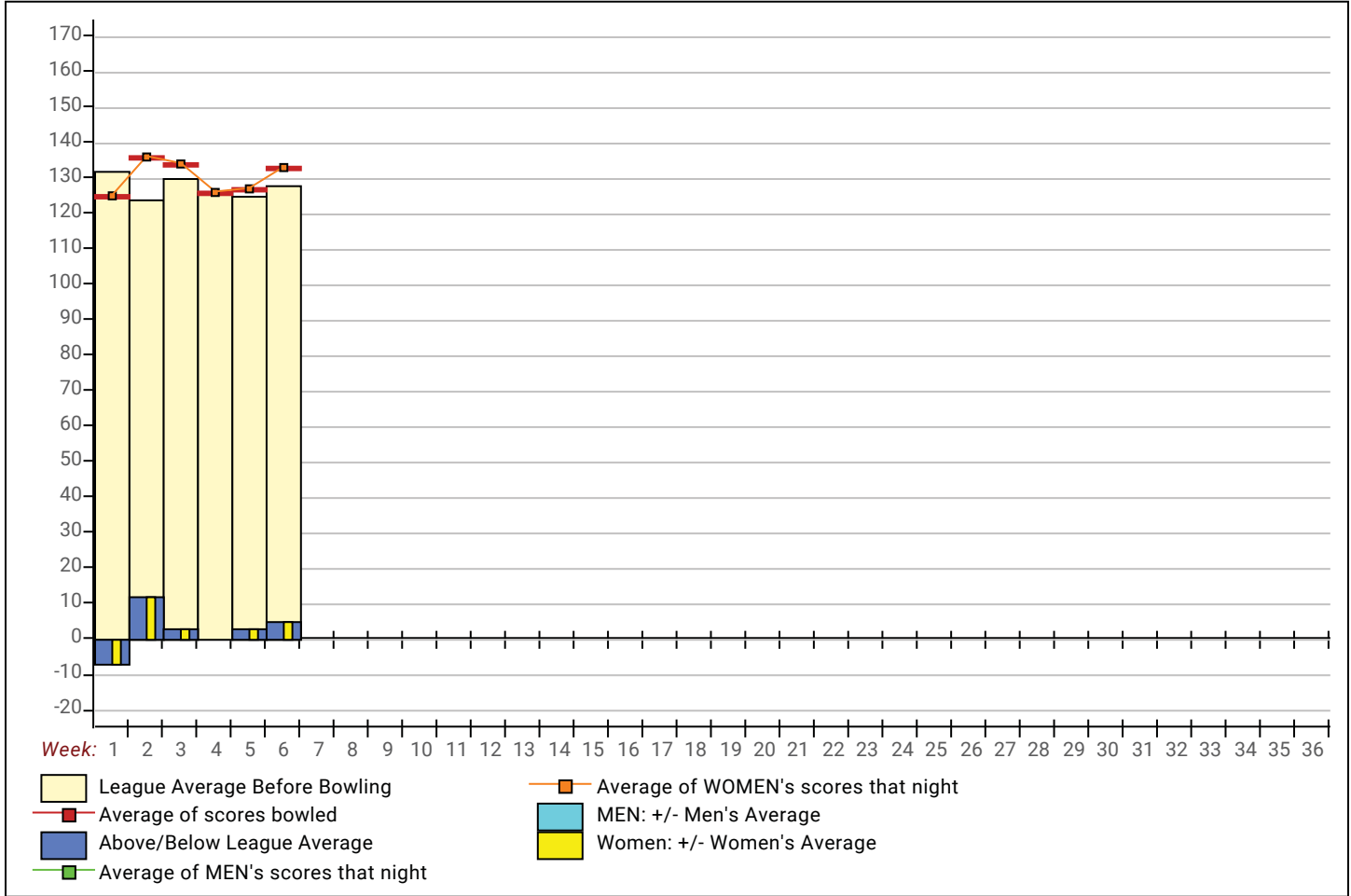


Amount Over/Under Team Average



This report is for scores bowled September 22 which is Week 6 of 33

League Average Week-by-Week



League Average Statistics for Last Week

	League	Right Hand	Left Hand
League Average Before Bowling	128.31	125.91	154.67
Average of scores bowled that night	133.17	130.52	162.33
New League Average After Bowling	129.84	127.47	155.94
Change in League Average	1.53	1.56	1.28
People Who Bowled Over Average	6	5	1
People Who Bowled Under Average	3	3	
Average Amount of Series Over Avg	51.50	56.80	25.00
Average Amount of Series Under Avg	-40.67	-40.67	
Difference Avg, NiteAvg	5.25	4.97	8.33
Number of Bowlers	12	11	1
Number of Games Bowled	36	33	3
People Who Raised Their Average	6	5	1
Raised By an Average of This Amount	4.23	4.83	1.28
People Who Lowered Their Average	3	3	
Lowered By an Average of This Amou	-2.34	-2.34	
Number of Games Bowled Over Avera	18	16	2
Number of Games Bowled Under Avera	15	15	

Note: Averages are based only on people who bowled.

Newcomers 2021-22

Big Apple Fun Center

Team Standings

<u>Place</u>	<u>Team Name</u>	<u>Avg p/gm</u>	<u>Points Won</u>	<u>Points Lost</u>	<u>Year-To-Date WON</u>	<u>Y-T-D LOST</u>
1	Tub's Pub	398	15	9	15	9
2	Bowlin' Babes	391	14½	9½	14½	9½
3	Pin Drops	379	14	10	14	10
4	Hits & Mrs	376	14	10	14	10
5	Day Dreamers	371	13½	10½	13½	10½
6	Bye		1	23	1	23

***** Although not shown, standings are determined by points only for the current split**

Last Week's Top Scores

<u>Scratch Game</u>		<u>Scratch Series</u>		<u>Handicap Game</u>		<u>Handicap Series</u>	
183	Pat Bowie	487	Jodi Daily	236	Randi Stucker	678	Randi Stucker
168	Jodi Daily	468	Randi Stucker	226	Pat Bowie	632	Crystal Dailey
166	Randi Stucker	448	Pat Bowie	225	Crystal Dailey	607	Nancy Bamrick
164	Nancy Bamrick	448	Nancy Bamrick	217	Nancy Bamrick	595	Jodi Daily
162	Crystal Dailey	443	Crystal Dailey	205	Sue Bartels	577	Pat Bowie
145	Sheryl Cochran	415	Sheryl Cochran	204	Jodi Daily	571	Sheryl Cochran
143	Steph Meier	389	Lynda Ogle	198	Pam Maloley	562	Sue Bartels
138	Pam Maloley	376	Pam Maloley	197	Sheryl Cochran	557	Lynda Ogle
133	Lynda Ogle	353	Linda Fees	189	Lynda Ogle	556	Pam Maloley
132	Micki Vest	351	Steph Meier	188	Steph Meier	500	Linda Fees