

Newcomers 2021-22

Wednesday 9:30 am

Big Apple Fun Center

Lanes 25 - 30

President: Linda Fees

Secretary/Treasurer: Jodi Daily

Team Standings

Place	#	Team Name	Points Won	Points Lost	%Won	Season HCP Pins	Season Scr Pins	Avg p/gm	Year-To-Date WON	Y-T-D LOST	Y-T-D % WON
1	6	Tub's Pub	11	5	68.8	6713	4748	395	11	5	68.8
2	2	Day Dreamers	10	6	62.5	6877	4597	383	10	6	62.5
3	4	Bowlin' Babes	10	6	62.5	6690	4734	394	10	6	62.5
4	3	Hits & Mrs	9	7	56.3	6687	4464	372	9	7	56.3
5	1	Pin Drops	7	9	43.8	6710	4424	368	7	9	43.8
6	5	Bye	1	15		0	0		1	15	6.3

Review of Last Week's Bowling.....

Lanes	Team Name	HDCP -1-	HDCP -2-	HDCP -3-	HDCP Total	Last Wk WON	Team Name	HDCP -1-	HDCP -2-	HDCP -3-	HDCP Total	Last Wk WON
25-26	Day Dreamers	567	533	572	1672	1	<---> Tub's Pub	582	606	537	1725	3
27-28	Bowlin' Babes	512	527	558	1597	1	<---> Pin Drops	452	596	575	1623	3
29-30	Hits & Mrs	575	555	523	1653	3	<---> Bye	0	0	0	0	1

Lane Assignments

	25-26	27-28	29-30
Wk05 09/15	1- 5	6- 3	4- 2
Wk06 09/22	3- 2	4- 5	1- 6
Wk07 09/29	5- 6	1- 2	3- 4

Last Week's Top Scores

Team Scratch Game	Team Scratch Series	Team Handicap Game	Team Handicap Series
439 Tub's Pub	1224 Tub's Pub	606 Tub's Pub	1725 Tub's Pub
415 Pin Drops	1138 Bowlin' Babes	596 Pin Drops	1672 Day Dreamers
405 Bowlin' Babes	1116 Hits & Mrs	575 Hits & Mrs	1653 Hits & Mrs
396 Hits & Mrs	1080 Pin Drops	572 Day Dreamers	1623 Pin Drops
368 Day Dreamers	1060 Day Dreamers	558 Bowlin' Babes	1597 Bowlin' Babes
Scratch Game	Scratch Series	Handicap Game	Handicap Series
178 Pat Bowie	489 Pat Bowie	225 Pat Bowie	630 Pat Bowie
171 Jodi Daily	481 Jodi Daily	220 Beth Bryan	592 Jodi Daily
167 Beth Bryan	422 Micki Vest	211 Deb Gibbs	590 Donna Michel
151 Deb Gibbs	414 Linda Fees	208 Jodi Daily	578 Micki Vest
147 Micki Vest	407 Beth Bryan	200 Donna Michel	576 Linda Fees
144 Linda Fees	396 Lynda Ogle	199 Micki Vest	576 Deb Gibbs
141 Lynda Ogle	396 Deb Gibbs	198 Linda Fees	569 Randi Stucker

Season High Scores

Team Scratch Game	Team Scratch Series	Team Handicap Game	Team Handicap Series
505 Tub's Pub	1342 Bowlin' Babes	670 Tub's Pub	1834 Bowlin' Babes
474 Bowlin' Babes	1258 Day Dreamers	641 Day Dreamers	1804 Hits & Mrs
451 Day Dreamers	1249 Pin Drops	638 Bowlin' Babes	1786 Day Dreamers
435 Pin Drops	1236 Tub's Pub	615 Hits & Mrs	1756 Pin Drops
416 Hits & Mrs	1207 Hits & Mrs	604 Pin Drops	1731 Tub's Pub
Scratch Game	Scratch Series	Handicap Game	Handicap Series
209 Jodi Daily	540 Jodi Daily	257 Jodi Daily	684 Jodi Daily
188 Nancy Bamrick	489 Pat Bowie	249 Nancy Bamrick	660 Nancy Bamrick
184 Linda Fees	477 Nancy Bamrick	239 Lynn Eacker	638 Jen Landanger
178 Pat Bowie	434 Jen Landanger	239 Micki Vest	630 Pat Bowie
175 Lynn Eacker	432 Micki Vest	237 Linda Fees	624 Micki Vest
175 Micki Vest	430 Sheryl Cochran	227 Jen Landanger	622 Sheryl Cochran
167 Beth Bryan	430 Beth Bryan	225 Pat Bowie	616 Beth Bryan
		225 Debra Kermmoade	

Team Rosters

1 - Pin Drops

<u>Name</u>	<u>Avg</u>	<u>HDCP</u>	<u>Pins</u>	<u>Gms</u>	<u>High Game</u>	<u>High Sers</u>	<u>HDCP Game</u>	<u>HDCP Sers</u>	<u>Most Improved Avg +/-</u>	<u>To Raise Avg +1</u>	<u>To Drop Avg -1</u>	<u>Weekly Over Avg Series Avg +/-</u>
Sheryl Cochran	133	53	1203	9	150	430	217	622		405	392	
Beth Bryan	133	53	1205	9	167	430	220	616		403	390	407 - 399=8
Debra Kermmoade	127	58	763	6	158	407	225	608		389	379	356 - 405=-49
Megan Deaver	100	80	300	3	132	300	186	462		306	299	
Randi Stucker	105	76	317	3	113	317	197	569		319	312	317 - 315=2

2 - Day Dreamers

<u>Name</u>	<u>Avg</u>	<u>HDCP</u>	<u>Pins</u>	<u>Gms</u>	<u>High Game</u>	<u>High Sers</u>	<u>HDCP Game</u>	<u>HDCP Sers</u>	<u>Most Improved Avg +/-</u>	<u>To Raise Avg +1</u>	<u>To Drop Avg -1</u>	<u>Weekly Over Avg Series Avg +/-</u>
Jen Landanger	134	52	1210	9	160	434	227	638		410	397	
Micki Vest	135	52	1631	12	175	432	239	624		409	393	422 - 402=20
Deb Gibbs	126	59	1514	12	156	409	221	604		391	375	396 - 372=24
Cierra Schaepler	84	92	168	2	101	168	180	338		257	251	

3 - Hits & Mrs

<u>Name</u>	<u>Avg</u>	<u>HDCP</u>	<u>Pins</u>	<u>Gms</u>	<u>High Game</u>	<u>High Sers</u>	<u>HDCP Game</u>	<u>HDCP Sers</u>	<u>Most Improved Avg +/-</u>	<u>To Raise Avg +1</u>	<u>To Drop Avg -1</u>	<u>Weekly Over Avg Series Avg +/-</u>
Nancy Bamrick	133	53	1204	9	188	477	249	660		404	391	358 - 423=-65
Donna Michel	113	69	679	6	124	362	200	590		347	337	362 - 315=47
Lynda Ogle	130	56	1175	9	165	426	218	599		397	384	396 - 387=9

4 - Bowlin' Babes

<u>Name</u>	<u>Avg</u>	<u>HDCP</u>	<u>Pins</u>	<u>Gms</u>	<u>High Game</u>	<u>High Sers</u>	<u>HDCP Game</u>	<u>HDCP Sers</u>	<u>Most Improved Avg +/-</u>	<u>To Raise Avg +1</u>	<u>To Drop Avg -1</u>	<u>Weekly Over Avg Series Avg +/-</u>
Bronte Nielsen	120	64	962	8	152	405	210	579		369	357	333 - 375=-42
Crystal Dailey	124	60	1488	12	155	408	214	589		387	371	324 - 387=-63
Jodi Daily	154	36	1859	12	209	540	257	684		466	450	481 - 459=22

5 - Bye

6 - Tub's Pub

<u>Name</u>	<u>Avg</u>	<u>HDCP</u>	<u>Pins</u>	<u>Gms</u>	<u>High Game</u>	<u>High Sers</u>	<u>HDCP Game</u>	<u>HDCP Sers</u>	<u>Most Improved Avg +/-</u>	<u>To Raise Avg +1</u>	<u>To Drop Avg -1</u>	<u>Weekly Over Avg Series Avg +/-</u>
Linda Fees	133	53	1606	12	184	414	237	576		404	388	414 - 396=18
Lynn Eacker	114	68	1377	12	175	416	239	608		348	332	321 - 351=-30
Pat Bowie	147	42	1765	12	178	489	225	630		455	439	489 - 423=66

Individual High Averages

Bowlers must have a minimum of 21 games before they will be listed for high average recognition.

Most Improved Average

Bowlers must have a minimum of 21 games to be listed for most improved average recognition.

Most Un-Improved Averages

Bowlers must have a minimum of 21 games to be listed for most improved average recognition.

Newcomers 2021-22

Big Apple Fun Center Reprint of Scores -- Week 4

Lane 25 2 - Day Dreamers Week 4 9/8/2021

Name	Old	Old						HDCP
	Avg	HDCP	-1-	-2-	-3-	Total	Total	
Micki Vest	134	52	132	147	143	422	578	
Deb Gibbs	124	60	130	115	151	396	576	
Cierra Schaepler	84	92	101	67	a74	242	518	
			====	====	====	====	====	
Scratch Total			363	329	368	1060	1060	
Handicap			204	204	204		612	
Total			567	533	572	1060	1672	
Team Points Won			0.0	0.0	1.0	1.0	1.0	

Lane 26 6 - Tub's Pub Week 4 9/8/2021

Name	Old	Old						HDCP
	Avg	HDCP	-1-	-2-	-3-	Total	Total	
Linda K. Fees	132	54	144	143	127	414	576	
Lynn R. Eacker	117	66	114	118	89	321	519	
Pat L. Bowie	141	47	157	178	154	489	630	
			====	====	====	====	====	
Scratch Total			415	439	370	1224	1224	
Handicap			167	167	167		501	
Total			582	606	537	1224	1725	
Team Points Won			1.0	1.0	0.0	3.0	3.0	

Lane 27 4 - Bowlin' Babes Week 4 9/8/2021

Name	Old	Old						HDCP
	Avg	HDCP	-1-	-2-	-3-	Total	Total	
Bronte M. Nielsen	125	60	114	97	122	333	513	
Crystal S. Dailey	129	56	93	106	125	324	492	
Jodi Daily	153	37	152	171	158	481	592	
			====	====	====	====	====	
Scratch Total			359	374	405	1138	1138	
Handicap			153	153	153		459	
Total			512	527	558	1138	1597	
Team Points Won			1.0	0.0	0.0	1.0	1.0	

Lane 28 1 - Pin Drops Week 4 9/8/2021

Name	Old	Old						HDCP
	Avg	HDCP	-1-	-2-	-3-	Total	Total	
Beth Bryan	133	53	92	167	148	407	566	
Debra K. Kermmoade	135	52	84	135	137	356	512	
Randi K. Stucker	105	76	95	113	109	317	545	
			====	====	====	====	====	
Scratch Total			271	415	394	1080	1080	
Handicap			181	181	181		543	
Total			452	596	575	1080	1623	
Team Points Won			0.0	1.0	1.0	3.0	3.0	

Lane 29 3 - Hits & Mrs Week 4 9/8/2021

Name	Old	Old						HDCP
	Avg	HDCP	-1-	-2-	-3-	Total	Total	
Donna J. Michel	105	76	122	124	116	362	590	
Lynda M. Ogle	129	56	141	125	130	396	564	
Nancy Bamrick	141	47	133	127	98	358	499	
			====	====	====	====	====	
Scratch Total			396	376	344	1116	1116	
Handicap			179	179	179		537	
Total			575	555	523	1116	1653	
Team Points Won			1.0	1.0	0.0	3.0	3.0	

Lane 30 5 - Bye Week 4 9/8/2021

Name	Old	Old						HDCP
	Avg	HDCP	-1-	-2-	-3-	Total	Total	
No one bowled								

Newcomers 2021-22

Big Apple Fun Center

* Bowlers listed must have a minimum of 1 games.

Change in Average

Name	----Old----		Old Avg				Total	---Average Change---			Weekly Over Avg Series Avg +/-
	Pins	Games		-1-	-2-	-3-		New - Old	---> +/-		
Nancy Bamrick	846	6	141	133	127	98	358	133.78	- 141.00	= -7.22	358 - 423=-65
Pat L. Bowie	1276	9	141	157	178	154	489	147.08	- 141.78	= 5.31	489 - 423=66
Beth Bryan	798	6	133	92	167	148	407	133.89	- 133.00	= 0.89	407 - 399=8
Sheryl S. Cochran	1203	9	133				0	133.67	- 133.67	= 0.00	
Crystal S. Dailey	1164	9	129	93	106	125	324	124.00	- 129.33	= -5.33	324 - 387=-63
Jodi Daily	1378	9	153	152	171	158	481	154.92	- 153.11	= 1.81	481 - 459=22
Megan R. Deaver	300	3	100				0	100.00	- 100.00	= 0.00	
Lynn R. Eacker	1056	9	117	114	118	89	321	114.75	- 117.33	= -2.58	321 - 351=-30
Linda K. Fees	1192	9	132	144	143	127	414	133.83	- 132.44	= 1.39	414 - 396=18
Deb Gibbs	1118	9	124	130	115	151	396	126.17	- 124.22	= 1.94	396 - 372=24
Debra K. Kermmoade	407	3	135	84	135	137	356	127.17	- 135.67	= -8.50	356 - 405=-49
Jen Landanger	1210	9	134				0	134.44	- 134.44	= 0.00	
Donna J. Michel	317	3	105	122	124	116	362	113.17	- 105.67	= 7.50	362 - 315=47
Bronte M. Nielsen	629	5	125	114	97	122	333	120.25	- 125.80	= -5.55	333 - 375=-42
Lynda M. Ogle	779	6	129	141	125	130	396	130.56	- 129.83	= 0.72	396 - 387=9
Cierra Schaepler	0	0	84	101	67	a74	242	84.00	- 0.00	= 84.00	
Randi K. Stucker	0	0	105	95	113	109	317	105.67	- 0.00	= 105.67	317 - 315=2
Micki Vest	1209	9	134	132	147	143	422	135.92	- 134.33	= 1.58	422 - 402=20

Newcomers 2021-22

Big Apple Fun Center

* Bowlers listed must have a minimum of 1 games.

High Average Listing

	<u>Name</u>	<u>True Average</u>	<u>Pins</u>	<u>Gms</u>	<u>To Raise Avg +1</u>	<u>To Drop Avg -1</u>
1	Jodi Daily	154.92	1859	12	466	450
2	Pat L. Bowie	147.08	1765	12	455	439
3	Micki Vest	135.92	1631	12	409	393
4	Jen Landanger	134.44	1210	9	410	397
5	Beth Bryan	133.89	1205	9	403	390
6	Linda K. Fees	133.83	1606	12	404	388
7	Nancy Bamrick	133.78	1204	9	404	391
8	Sheryl S. Cochran	133.67	1203	9	405	392
9	Lynda M. Ogle	130.56	1175	9	397	384
10	Debra K. Kermmoade	127.17	763	6	389	379
11	Deb Gibbs	126.17	1514	12	391	375
12	Crystal S. Dailey	124.00	1488	12	387	371
13	Bronte M. Nielsen	120.25	962	8	369	357
14	Lynn R. Eacker	114.75	1377	12	348	332
15	Donna J. Michel	113.17	679	6	347	337
16	Randi K. Stucker	105.67	317	3	319	312
17	Megan R. Deaver	100.00	300	3	306	299
18	Cierra Schaepler	84.00	168	2	257	251

Newcomers 2021-22

Big Apple Fun Center

* Bowlers listed must have a minimum of 1 games.

Most Pins Over Average

Name	----Old----		Old				---Average Change---			Weekly Over Avg	
	Pins	Games	Avg	-1-	-2-	-3-	Total	New - Old	---> +/-	Series Avg +/-	
Pat L. Bowie	1276	9	141	157	178	154	489	147.08	- 141.78	= 5.31	489 - 423=66
Donna J. Michel	317	3	105	122	124	116	362	113.17	- 105.67	= 7.50	362 - 315=47
Deb Gibbs	1118	9	124	130	115	151	396	126.17	- 124.22	= 1.94	396 - 372=24
Jodi Daily	1378	9	153	152	171	158	481	154.92	- 153.11	= 1.81	481 - 459=22
Micki Vest	1209	9	134	132	147	143	422	135.92	- 134.33	= 1.58	422 - 402=20
Linda K. Fees	1192	9	132	144	143	127	414	133.83	- 132.44	= 1.39	414 - 396=18
Lynda M. Ogle	779	6	129	141	125	130	396	130.56	- 129.83	= 0.72	396 - 387=9
Beth Bryan	798	6	133	92	167	148	407	133.89	- 133.00	= 0.89	407 - 399=8
Randi K. Stucker	0	0	105	95	113	109	317	105.67	- 0.00	= 105.67	317 - 315=2
Lynn R. Eacker	1056	9	117	114	118	89	321	114.75	- 117.33	= -2.58	321 - 351=-30
Bronte M. Nielsen	629	5	125	114	97	122	333	120.25	- 125.80	= -5.55	333 - 375=-42
Debra K. Kermmoade	407	3	135	84	135	137	356	127.17	- 135.67	= -8.50	356 - 405=-49
Crystal S. Dailey	1164	9	129	93	106	125	324	124.00	- 129.33	= -5.33	324 - 387=-63
Nancy Bamrick	846	6	141	133	127	98	358	133.78	- 141.00	= -7.22	358 - 423=-65

Newcomers 2021-22

Big Apple Fun Center

This report is for scores bowled September 8 which is Week 4 of 33

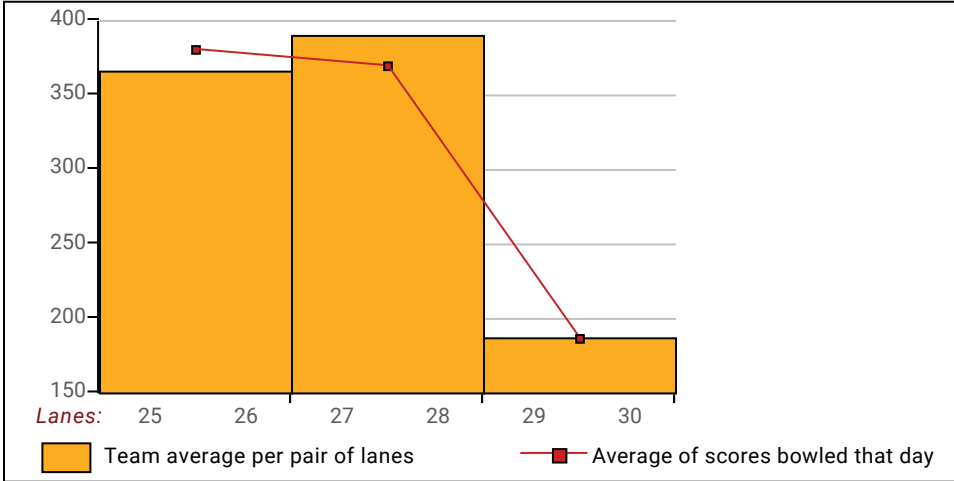
This Week's Statistics: Lefties vs Righties

Unless designated left handed, bowlers are considered right handed.

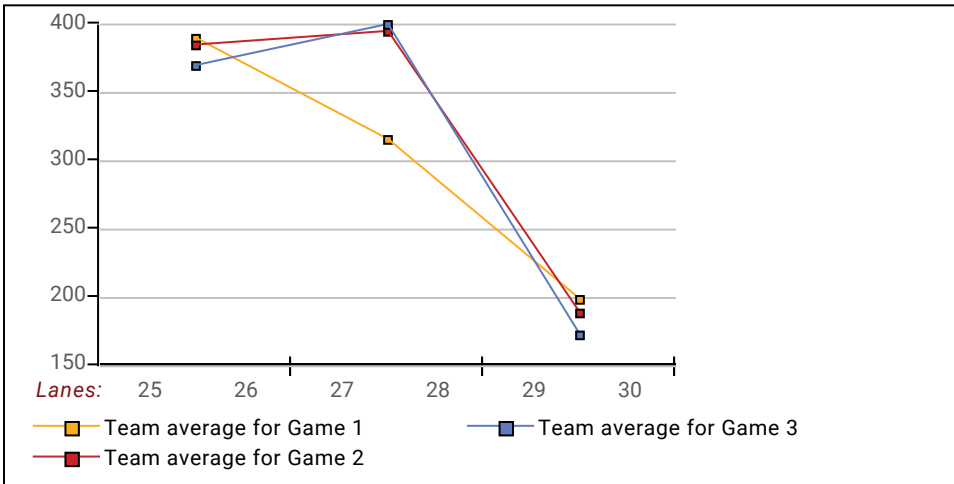
	Over All	Right	Left
How many people bowled	15	14	1
Number of games bowled	44	41	3
Actual average of week's scores	126.00	123.49	160.33
How many games above average	22	20	2
How many games below average	20	19	1
Pins above/below average per game	-1.02	-1.63	7.33
How many people raised average	8	7	1
by this amount	2.64	2.76	1.81
How many people went down	6	6	--
by this amount	-5.42	-5.42	0.00
League average before bowling	126.43	124.53	153.11
League average after bowling	125.68	123.59	154.92
Change in league average	-0.76	-0.94	1.81
800s	--	--	--
775s	--	--	--
750s	--	--	--
725s	--	--	--
700s	--	--	--
675s	--	--	--
650s	--	--	--
625s	--	--	--
600s	--	--	--
575s	--	--	--
550s	--	--	--
525s	--	--	--
500s	--	--	--
475s	2	1	1
450s	--	--	--
425s	--	--	--
400s	3	3	--
below 400	10	10	--
300s	--	--	--
275s	--	--	--
250s	--	--	--
225s	--	--	--
200s	--	--	--
175s	1	1	--
150s	7	4	3
125s	16	16	--
100s	12	12	--
below 100	8	8	--

This report is for scores bowled September 8 which is Week 4 of 33

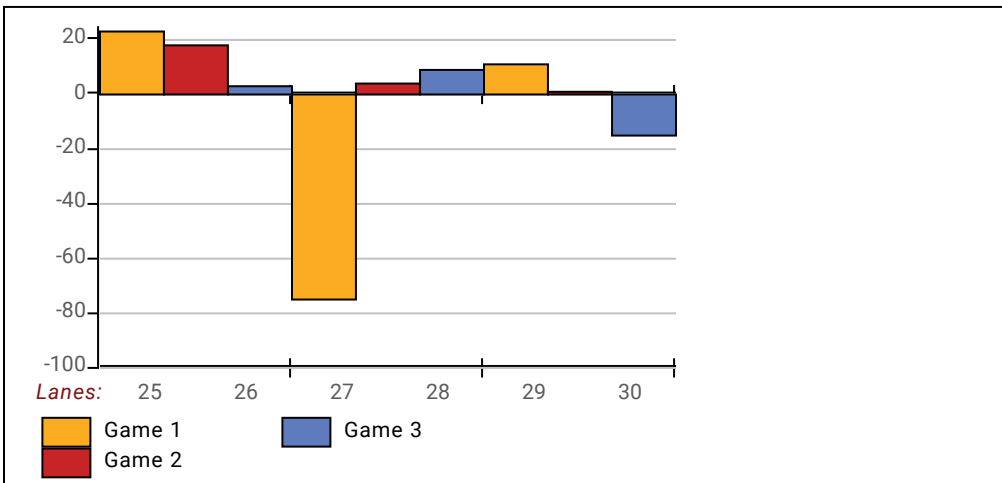
Team Average vs Avg of Scores



Average of Scores for Each Game

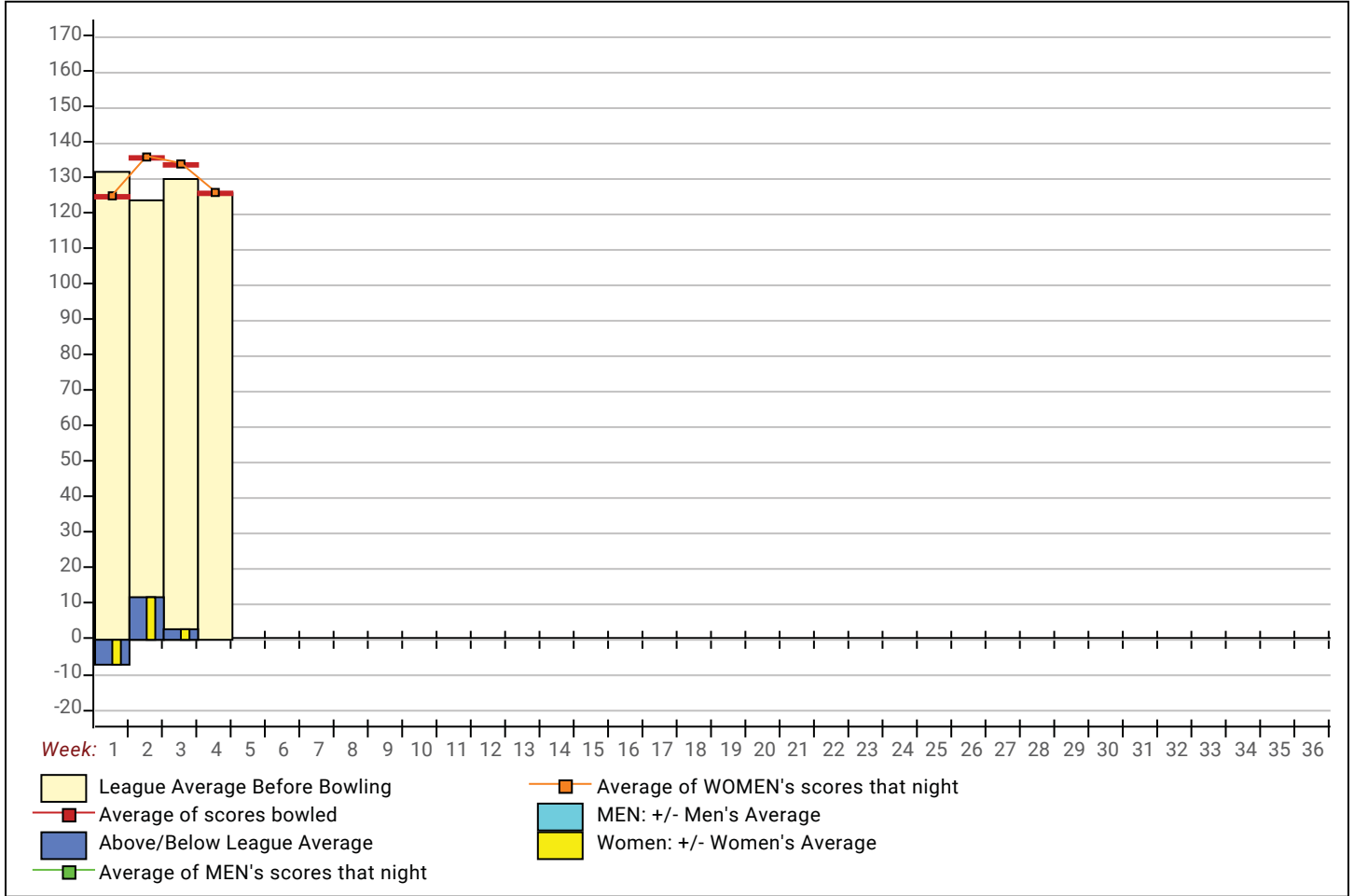


Amount Over/Under Team Average



This report is for scores bowled September 8 which is Week 4 of 33

League Average Week-by-Week



League Average Statistics for Last Week

	League	Right Hand	Left Hand
League Average Before Bowling	126.43	124.53	153.11
Average of scores bowled that night	126.00	123.49	160.33
New League Average After Bowling	125.68	123.59	154.92
Change in League Average	-0.76	-0.94	1.81
People Who Bowled Over Average	8	7	1
People Who Bowled Under Average	6	6	
Average Amount of Series Over Avg	26.75	27.43	22.00
Average Amount of Series Under Avg	-43.17	-43.17	
Difference Avg, NiteAvg	-1.02	-1.63	7.33
Number of Bowlers	15	14	1
Number of Games Bowled	44	41	3
People Who Raised Their Average	8	7	1
Raised By an Average of This Amount	2.64	2.76	1.81
People Who Lowered Their Average	6	6	
Lowered By an Average of This Amou	-5.42	-5.42	
Number of Games Bowled Over Avera	22	20	2
Number of Games Bowled Under Avera	20	19	1

Note: Averages are based only on people who bowled.

Newcomers 2021-22

Big Apple Fun Center

Team Standings

<u>Place</u>	<u>Team Name</u>	<u>Avg p/gm</u>	<u>Points Won</u>	<u>Points Lost</u>	<u>Year-To-Date WON</u>	<u>Y-T-D LOST</u>
1	Tub's Pub	395	11	5	11	5
2	Day Dreamers	383	10	6	10	6
3	Bowlin' Babes	394	10	6	10	6
4	Hits & Mrs	372	9	7	9	7
5	Pin Drops	368	7	9	7	9
6	Bye		1	15	1	15

***** Although not shown, standings are determined by points only for the current split**

Last Week's Top Scores

<u>Scratch Game</u>		<u>Scratch Series</u>		<u>Handicap Game</u>		<u>Handicap Series</u>	
178	Pat Bowie	489	Pat Bowie	225	Pat Bowie	630	Pat Bowie
171	Jodi Daily	481	Jodi Daily	220	Beth Bryan	592	Jodi Daily
167	Beth Bryan	422	Micki Vest	211	Deb Gibbs	590	Donna Michel
151	Deb Gibbs	414	Linda Fees	208	Jodi Daily	578	Micki Vest
147	Micki Vest	407	Beth Bryan	200	Donna Michel	576	Linda Fees
144	Linda Fees	396	Lynda Ogle	199	Micki Vest	576	Deb Gibbs
141	Lynda Ogle	396	Deb Gibbs	198	Linda Fees	569	Randi Stucker
137	Debra Kermmoade	362	Donna Michel	197	Lynda Ogle	566	Beth Bryan
133	Nancy Bamrick	358	Nancy Bamrick	197	Randi Stucker	564	Lynda Ogle
125	Crystal Dailey	356	Debra Kermmoade	189	Debra Kermmoade	519	Lynn Eacker