

Newcomers 2022-23

Wednesday 9:30 am

Big Apple Fun Center

Lanes 21 - 26

President: Linda Fees

Secretary/Treasurer: Jodi Daily

Team Standings

Place	#	Team Name	Points	Points	Team		Pins +	Scratch	High Scratch		High HDCP	
			Won	Lost	Avg	HDCP	HDCP	Pins	10	30	10	30
1	5	Lucky Ducks	6	2	353	197	3423	2184	440	1114	644	1726
2	4	Bowlin' Babes	8½	3½	381	174	5243	3434	460	1285	656	1873
3	2	Tub's Pub	6½	5½	369	184	4983	3336	426	1119	609	1668
4	1	Pin Drops	6	6	348	200	5055	3141	385	1098	595	1728
5	3	Daydreamers	5	7	411	149	5112	3717	512	1340	674	1826
6	6	Bye Team	0	8	0	0	0	0	0	0	0	0

** Teams appear out of order because standings are determined by percentage of wins to losses, NOT total points

*** Although not shown, standings are determined by points only for the current split

Review of Last Week's Bowling.....

Lanes	Team Name	HDCP -1-	HDCP -2-	HDCP -3-	HDCP Total	Last Wk WON	Team Name	HDCP -1-	HDCP -2-	HDCP -3-	HDCP Total	Last Wk WON
21-22	Daydreamers	509	536	562	1607	0	Pin Drops	552	581	595	1728	4
23-24	Tub's Pub	581	515	560	1656	2	Lucky Ducks	531	644	551	1726	2
25-26	Bye Team	0	0	0	0	0	Bowlin' Babes	594	656	623	1873	4

Lane Assignments

	21-22	23-24	25-26
Wk04 09/28	2- 6	4- 1	3- 5
Wk05 10/05	1- 5	6- 3	4- 2
Wk06 10/12	3- 2	4- 5	1- 6

Last Week's Top Scores

Team Scratch Game		Team Scratch Series		Team Handicap Game		Team Handicap Series	
460	Bowlin' Babes	1285	Bowlin' Babes	656	Bowlin' Babes	1873	Bowlin' Babes
440	Lucky Ducks	1184	Daydreamers	644	Lucky Ducks	1728	Pin Drops
421	Daydreamers	1114	Lucky Ducks	595	Pin Drops	1726	Lucky Ducks
398	Tub's Pub	1107	Tub's Pub	581	Tub's Pub	1656	Tub's Pub
Scratch Game		Scratch Series		Handicap Game		Handicap Series	
186	Jo Johnson	485	Crystal Dailey	243	Jo Johnson	680	Crystal Dailey
172	Crystal Dailey	415	Jodi Daily	237	Crystal Dailey	610	Sharon Cordes
154	Sharon Cordes	414	Deb Gibbs	221	Sharon Cordes	601	Jodi Daily
152	Deb Gibbs	409	Sharon Cordes	212	Lynda Ogle	592	Lynda Ogle
147	Micki Vest	405	Jo Johnson	211	Lynn Eacker	587	Sheryl Cochran
145	Jodi Daily	389	Beth Bryan	207	Sheryl Cochran	586	Lynn Eacker
143	Lynda Ogle	388	Jen Landanger	207	Jodi Daily	584	Debra Kermmoade
140	Linda Fees	385	Lynda Ogle	206	Debra Kermmoade	576	Jo Johnson
138	Lynn Eacker	383	Pat Bowie	205	Deb Gibbs	573	Deb Gibbs
136	Beth Bryan	382	Micki Vest	203	Micki Vest	563	Pat Bowie

Team Rosters

1 - Pin Drops

Name	Avg	HDCP	Pins	Gms	High Game	High Sers	HDCP Game	HDCP Sers	Most Improved Avg +/-	To Raise Avg +1	To Drop Avg -1	Weekly Over Avg Series Avg +/-
Beth Bryan	129	56	1164	9	154	421	219	616		396	383	389 - 387=2
Sheryl S. Cochran	112	70	1011	9	133	365	209	587		345	332	365 - 321=44
Debra K. Kermmoade	107	74	645	6	126	344	206	584		327	317	344 - 300=44

2 - Tub's Pub

Name	Avg	HDCP	Pins	Gms	High Game	High Sers	HDCP Game	HDCP Sers	Most Improved Avg +/-	To Raise Avg +1	To Drop Avg -1	Weekly Over Avg Series Avg +/-
Linda K. Fees	131	55	1183	9	157	419	205	578		401	388	357 - 411=-54
Lynn R. Eacker	112	70	1015	9	138	367	214	586		341	328	367 - 324=43
Pat L. Bowie	126	59	1138	9	158	389	220	575		386	373	383 - 375=8

Newcomers 2022-23

3 - Daydreamers

<u>Name</u>	<u>Avg</u>	<u>HDCP</u>	<u>Pins</u>	<u>Gms</u>	<u>High Game</u>	<u>High Sers</u>	<u>HDCP Game</u>	<u>HDCP Sers</u>	<u>Most Improved Avg +/-</u>	<u>To Raise Avg +1</u>	<u>To Drop Avg -1</u>	<u>Weekly Over Avg Series Avg +/-</u>
Jen Landanger	149	40	1347	9	198	526	242	658		453	440	388 - 477=-89
Micki Vest	128	57	1158	9	180	408	242	594		390	377	382 - 387=-5
Deb Gibbs	134	52	1212	9	182	414	238	632		408	395	414 - 399=15

4 - Bowlin' Babes

<u>Name</u>	<u>Avg</u>	<u>HDCP</u>	<u>Pins</u>	<u>Gms</u>	<u>High Game</u>	<u>High Sers</u>	<u>HDCP Game</u>	<u>HDCP Sers</u>	<u>Most Improved Avg +/-</u>	<u>To Raise Avg +1</u>	<u>To Drop Avg -1</u>	<u>Weekly Over Avg Series Avg +/-</u>
Crystal S. Dailey	133	53	1198	9	172	485	237	680		410	397	485 - 354=131
Lynda M. Ogle	118	65	1067	9	143	385	215	594		361	348	385 - 339=46
Jodi Daily	130	56	783	6	157	415	226	601		396	386	415 - 366=49

5 - Lucky Ducks

<u>Name</u>	<u>Avg</u>	<u>HDCP</u>	<u>Pins</u>	<u>Gms</u>	<u>High Game</u>	<u>High Sers</u>	<u>HDCP Game</u>	<u>HDCP Sers</u>	<u>Most Improved Avg +/-</u>	<u>To Raise Avg +1</u>	<u>To Drop Avg -1</u>	<u>Weekly Over Avg Series Avg +/-</u>
VACANT	100	80	0	0	0	0						
Sharon K. Cordes	122	62	1105	9	154	409	221	610		371	358	409 - 348=61
Kathy Rogers	131	55	395	3	149	395	225	623		397	390	

6 - Bye Team

Temporary Substitutes

<u>Name</u>	<u>Avg</u>	<u>HDCP</u>	<u>Pins</u>	<u>Gms</u>	<u>High Game</u>	<u>High Sers</u>	<u>HDCP Game</u>	<u>HDCP Sers</u>	<u>Most Improved Avg +/-</u>	<u>To Raise Avg +1</u>	<u>To Drop Avg -1</u>	<u>Weekly Over Avg Series Avg +/-</u>
Jo Johnson	131	55	791	6	186	405	243	576		397	387	405 - 384=21

Newcomers 2022-23

Big Apple Fun Center Reprint of Scores -- Week 3

Lane 21 3 - Daydreamers Week 3 9/21/2022

Name	Old	Old						HDCP
	Avg	HDCP	-1-	-2-	-3-	Total	Total	
Jen Landanger	159	32	132	122	134	388	484	
Micki Vest	129	56	100	147	135	382	550	
Deb Gibbs	133	53	136	126	152	414	573	
			====	====	====	====	====	
Scratch Total			368	395	421	1184	1184	
Handicap			141	141	141		423	
Total			509	536	562	1184	1607	
Team Points Won			0.0	0.0	0.0	0.0	0.0	

Lane 22 1 - Pin Drops Week 3 9/21/2022

Name	Old	Old						HDCP
	Avg	HDCP	-1-	-2-	-3-	Total	Total	
Beth Bryan	129	56	125	128	136	389	557	
Sheryl S. Cochran	107	74	115	117	133	365	587	
Debra K. Kermmoade	100	80	102	126	116	344	584	
			====	====	====	====	====	
Scratch Total			342	371	385	1098	1098	
Handicap			210	210	210		630	
Total			552	581	595	1098	1728	
Team Points Won			1.0	1.0	1.0	4.0	4.0	

Lane 23 2 - Tub's Pub Week 3 9/21/2022

Name	Old	Old						HDCP
	Avg	HDCP	-1-	-2-	-3-	Total	Total	
Linda K. Fees	137	50	140	94	123	357	507	
Lynn R. Eacker	108	73	123	106	138	367	586	
Pat L. Bowie	125	60	135	132	116	383	563	
			====	====	====	====	====	
Scratch Total			398	332	377	1107	1107	
Handicap			183	183	183		549	
Total			581	515	560	1107	1656	
Team Points Won			1.0	0.0	1.0	2.0	2.0	

Lane 24 5 - Lucky Ducks Week 3 9/21/2022

Name	Old	Old						HDCP
	Avg	HDCP	-1-	-2-	-3-	Total	Total	
Sharon K. Cordes	116	67	120	154	135	409	610	
VACANT	100	80	v100	v100	v100	300	540	
Jo Johnson	128	57	107	186	112	405	576	
			====	====	====	====	====	
Scratch Total			327	440	347	1114	1114	
Handicap			204	204	204		612	
Total			531	644	551	1114	1726	
Team Points Won			0.0	1.0	0.0	2.0	2.0	

Lane 25 6 - Bye Team Week 3 9/21/2022

Name	Old	Old						HDCP
	Avg	HDCP	-1-	-2-	-3-	Total	Total	
No one bowled								

Lane 26 4 - Bowlin' Babes Week 3 9/21/2022

Name	Old	Old						HDCP
	Avg	HDCP	-1-	-2-	-3-	Total	Total	
Crystal S. Dailey	118	65	158	172	155	485	680	
Lynda M. Ogle	113	69	106	143	136	385	592	
Jodi Daily	122	62	134	145	136	415	601	
			====	====	====	====	====	
Scratch Total			398	460	427	1285	1285	
Handicap			196	196	196		588	
Total			594	656	623	1285	1873	
Team Points Won			1.0	1.0	1.0	4.0	4.0	

Newcomers 2022-23

Big Apple Fun Center

* Bowlers listed must have a minimum of 1 games.

Change in Average

Name	-----Old-----		Old					---Average Change---			Weekly Over Avg
	Pins	Games	Avg	-1-	-2-	-3-	Total	New - Old	---> +/-	Series Avg +/-	
Pat L. Bowie	755	6	125	135	132	116	383	126.44	- 125.83	= 0.61	383 - 375=8
Beth Bryan	775	6	129	125	128	136	389	129.33	- 129.17	= 0.17	389 - 387=2
Sheryl S. Cochran	646	6	107	115	117	133	365	112.33	- 107.67	= 4.67	365 - 321=44
Sharon K. Cordes	696	6	116	120	154	135	409	122.78	- 116.00	= 6.78	409 - 348=61
Crystal S. Dailey	713	6	118	158	172	155	485	133.11	- 118.83	= 14.28	485 - 354=131
Jodi Daily	368	3	122	134	145	136	415	130.50	- 122.67	= 7.83	415 - 366=49
Lynn R. Eacker	648	6	108	123	106	138	367	112.78	- 108.00	= 4.78	367 - 324=43
Linda K. Fees	826	6	137	140	94	123	357	131.44	- 137.67	= -6.22	357 - 411=-54
Deb Gibbs	798	6	133	136	126	152	414	134.67	- 133.00	= 1.67	414 - 399=15
Jo Johnson	386	3	128	107	186	112	405	131.83	- 128.67	= 3.17	405 - 384=21
Debra K. Kermmoade	301	3	100	102	126	116	344	107.50	- 100.33	= 7.17	344 - 300=44
Jen Landanger	959	6	159	132	122	134	388	149.67	- 159.83	= -10.17	388 - 477=-89
Lynda M. Ogle	682	6	113	106	143	136	385	118.56	- 113.67	= 4.89	385 - 339=46
Kathy Rogers	395	3	131				0	131.67	- 131.67	= 0.00	
Micki Vest	776	6	129	100	147	135	382	128.67	- 129.33	= -0.67	382 - 387=-5

Newcomers 2022-23

Big Apple Fun Center

* Bowlers listed must have a minimum of 1 games.

High Average Listing

	<u>Name</u>	<u>True Average</u>	<u>Pins</u>	<u>Gms</u>	<u>To Raise Avg +1</u>	<u>To Drop Avg -1</u>
1	Jen Landanger	149.67	1347	9	453	440
2	Deb Gibbs	134.67	1212	9	408	395
3	Crystal S. Dailey	133.11	1198	9	410	397
4	Jo Johnson	131.83	791	6	397	387
5	Kathy Rogers	131.67	395	3	397	390
6	Linda K. Fees	131.44	1183	9	401	388
7	Jodi Daily	130.50	783	6	396	386
8	Beth Bryan	129.33	1164	9	396	383
9	Micki Vest	128.67	1158	9	390	377
10	Pat L. Bowie	126.44	1138	9	386	373
11	Sharon K. Cordes	122.78	1105	9	371	358
12	Lynda M. Ogle	118.56	1067	9	361	348
13	Lynn R. Eacker	112.78	1015	9	341	328
14	Sheryl S. Cochran	112.33	1011	9	345	332
15	Debra K. Kermmoade	107.50	645	6	327	317

Newcomers 2022-23

Big Apple Fun Center

* Bowlers listed must have a minimum of 1 games.

Most Pins Over Average

Name	-----Old-----		Old				Total	---Average Change---			Weekly Over Avg
	Pins	Games	Avg	-1-	-2-	-3-		New - Old ---> +/-	Series Avg +/-		
Crystal S. Dailey	713	6	118	158	172	155	485	133.11	- 118.83	= 14.28	485 - 354=131
Sharon K. Cordes	696	6	116	120	154	135	409	122.78	- 116.00	= 6.78	409 - 348=61
Jodi Daily	368	3	122	134	145	136	415	130.50	- 122.67	= 7.83	415 - 366=49
Lynda M. Ogle	682	6	113	106	143	136	385	118.56	- 113.67	= 4.89	385 - 339=46
Sheryl S. Cochran	646	6	107	115	117	133	365	112.33	- 107.67	= 4.67	365 - 321=44
Debra K. Kermmoade	301	3	100	102	126	116	344	107.50	- 100.33	= 7.17	344 - 300=44
Lynn R. Eacker	648	6	108	123	106	138	367	112.78	- 108.00	= 4.78	367 - 324=43
Jo Johnson	386	3	128	107	186	112	405	131.83	- 128.67	= 3.17	405 - 384=21
Deb Gibbs	798	6	133	136	126	152	414	134.67	- 133.00	= 1.67	414 - 399=15
Pat L. Bowie	755	6	125	135	132	116	383	126.44	- 125.83	= 0.61	383 - 375=8
Beth Bryan	775	6	129	125	128	136	389	129.33	- 129.17	= 0.17	389 - 387=2
Micki Vest	776	6	129	100	147	135	382	128.67	- 129.33	= -0.67	382 - 387=-5
Linda K. Fees	826	6	137	140	94	123	357	131.44	- 137.67	= -6.22	357 - 411=-54
Jen Landanger	959	6	159	132	122	134	388	149.67	- 159.83	= -10.17	388 - 477=-89

Newcomers 2022-23

Big Apple Fun Center

This report is for scores bowled September 21 which is Week 3 of 33

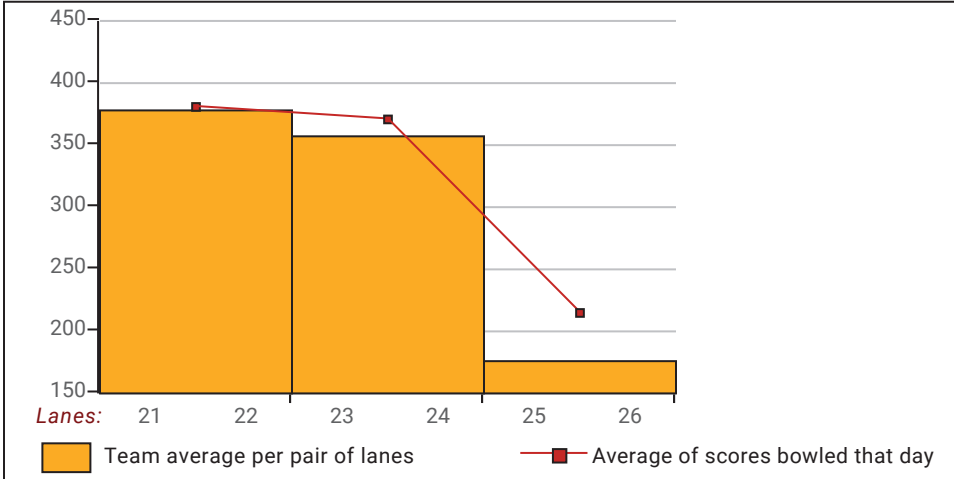
This Week's Statistics: Lefties vs Righties

Unless designated left handed, bowlers are considered right handed.

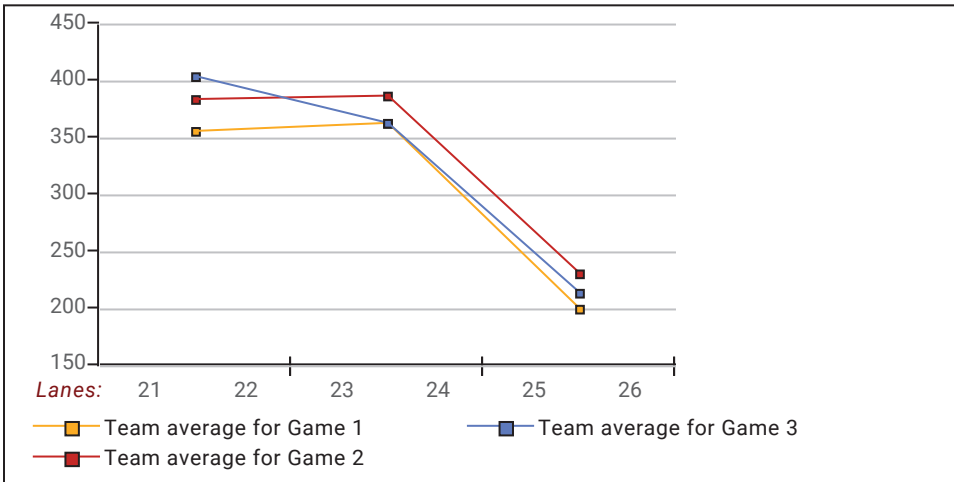
	Over All	Right	Left
How many people bowled	14	1	39
Number of games bowled	42	3	10
Actual average of week's scores	130.67	130.08	138.33
How many games above average	28	3	14
How many games below average	14	0	509
Pins above/below average per game	7.52	6.85	16.33
How many people raised average	11	1	3
by this amount	5.09	4.82	7.83
How many people went down	3	--	16546
by this amount	-5.69	-5.69	0.00
League average before bowling	123.62	123.69	122.67
League average after bowling	126.40	126.09	130.50
Change in league average	2.78	2.39	7.83
800s	--	--	17143
775s	--	--	--
750s	--	--	--
725s	--	--	--
700s	--	--	--
675s	--	--	--
650s	--	--	--
625s	--	--	--
600s	--	--	--
575s	--	--	--
550s	--	--	--
525s	--	--	--
500s	--	--	--
475s	1	--	--
450s	--	--	1
425s	--	--	--
400s	4	1	--
below 400	9	--	3
300s	--	--	9
275s	--	--	--
250s	--	--	--
225s	--	--	--
200s	--	--	--
175s	1	--	--
150s	5	--	1
125s	21	3	5
100s	14	--	18
below 100	1	--	14

This report is for scores bowled September 21 which is Week 3 of 33

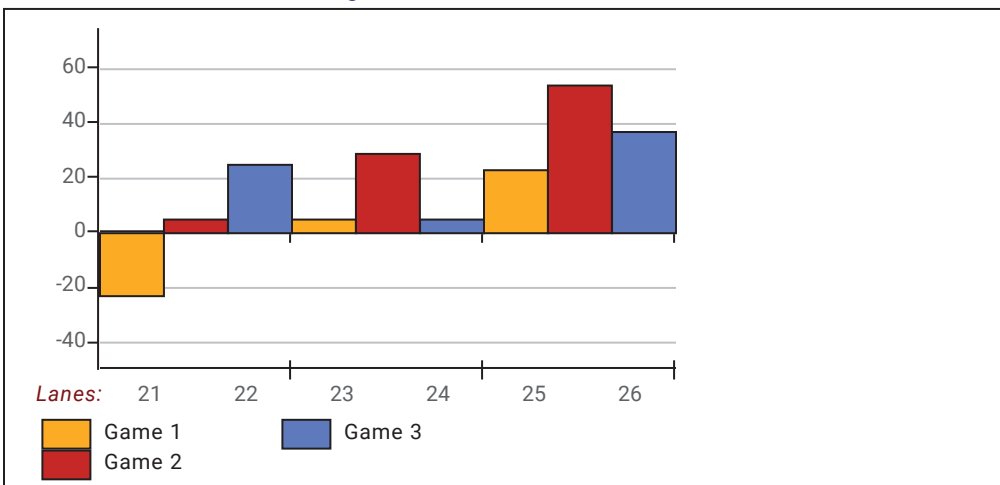
Team Average vs Avg of Scores



Average of Scores for Each Game

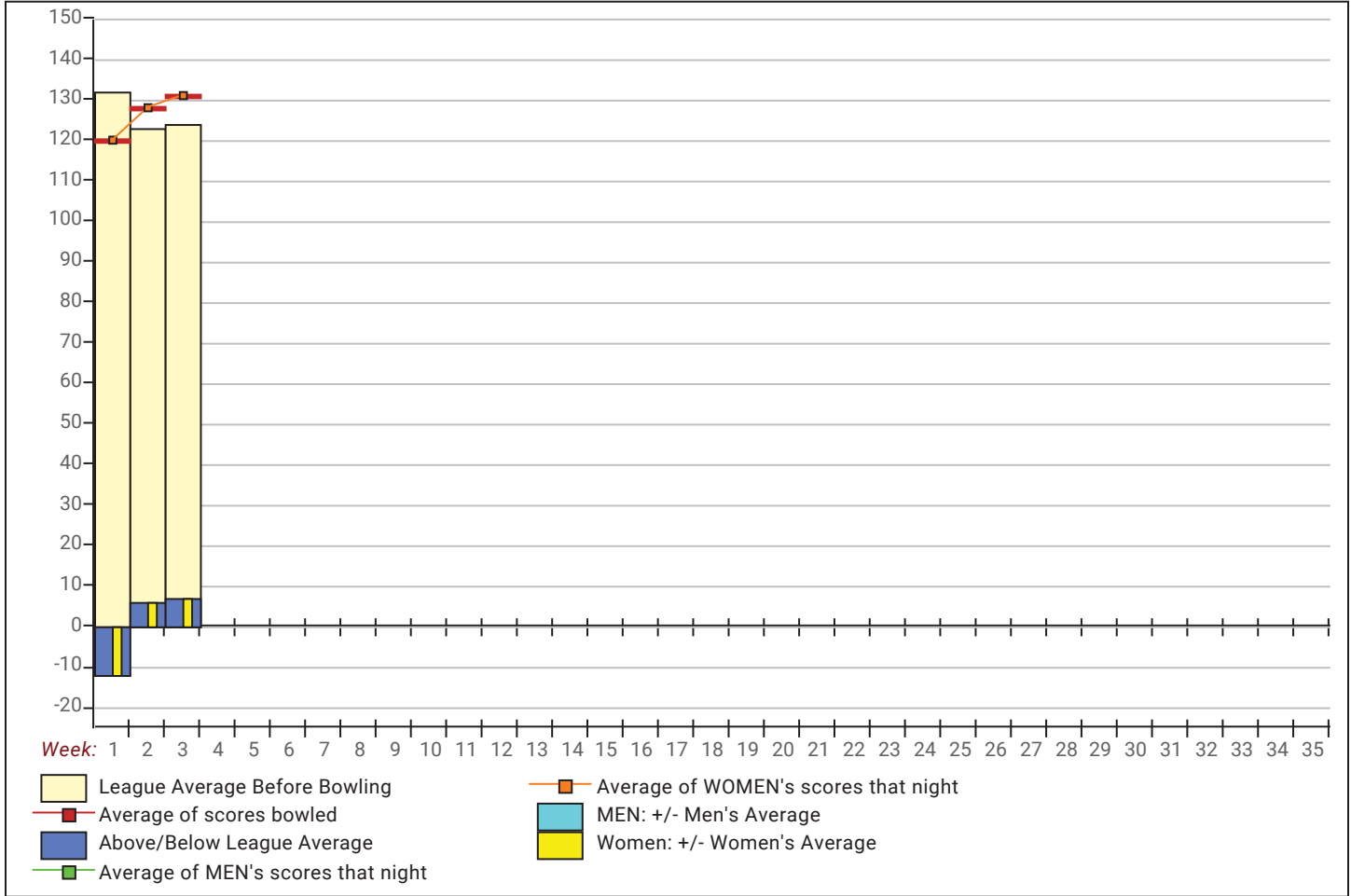


Amount Over/Under Team Average



This report is for scores bowled September 21 which is Week 3 of 33

League Average Week-by-Week



League Average Statistics for Last Week

	League	Right Hand	Left Hand
League Average Before Bowling	123.62	123.69	122.67
Average of scores bowled that night	130.67	130.08	138.33
New League Average After Bowling	126.40	126.09	130.50
Change in League Average	2.78	2.39	7.83
People Who Bowled Over Average	11	10	1
People Who Bowled Under Average	3	3	
Average Amount of Series Over Avg	42.18	41.50	49.00
Average Amount of Series Under Avg	-49.33	-49.33	
Difference Avg, NiteAvg	7.52	6.85	16.33
Number of Bowlers	14	13	1
Number of Games Bowled	42	39	3
People Who Raised Their Average	11	10	1
Raised By an Average of This Amount	5.09	4.82	7.83
People Who Lowered Their Average	3	3	
Lowered By an Average of This Amou	-5.69	-5.69	
Number of Games Bowled Over Avera	28	25	3
Number of Games Bowled Under Avera	14	14	

Note: Averages are based only on people who bowled.

Newcomers 2022-23

Big Apple Fun Center

Team Standings

Place	Team Name	Avg p/gm	Points Won	Points Lost	Year-To-Date WON	Y-T-D LOST
1	Lucky Ducks	364	6	2	6	2
2	Bowlin' Babes	381	8½	3½	8½	3½
3	Tub's Pub	370	6½	5½	6½	5½
4	Pin Drops	349	6	6	6	6
5	Daydreamers	413	5	7	5	7
6	Bye Team		0	8	0	8

**** Teams appear out of order because standings are determined by percentage of wins to losses, NOT total points**

***** Although not shown, standings are determined by points only for the current split**

Last Week's Top Scores

Scratch Game		Scratch Series		Handicap Game		Handicap Series	
186	Jo Johnson	485	Crystal Dailey	243	Jo Johnson	680	Crystal Dailey
172	Crystal Dailey	415	Jodi Daily	237	Crystal Dailey	610	Sharon Cordes
154	Sharon Cordes	414	Deb Gibbs	221	Sharon Cordes	601	Jodi Daily
152	Deb Gibbs	409	Sharon Cordes	212	Lynda Ogle	592	Lynda Ogle
147	Micki Vest	405	Jo Johnson	211	Lynn Eacker	587	Sheryl Cochran
145	Jodi Daily	389	Beth Bryan	207	Sheryl Cochran	586	Lynn Eacker
143	Lynda Ogle	388	Jen Landanger	207	Jodi Daily	584	Debra Kermmoade
140	Linda Fees	385	Lynda Ogle	206	Debra Kermmoade	576	Jo Johnson
138	Lynn Eacker	383	Pat Bowie	205	Deb Gibbs	573	Deb Gibbs
136	Beth Bryan	382	Micki Vest	203	Micki Vest	563	Pat Bowie

Local and Bowling Center Awards

Name	USBC ID Number	Award Average	Award Games	G1	G2	G3	Series	Award Score	Award Received
Jo Johnson	4132-4 USBC	136	42	107	186	112	405	186	175 Game (Local Assoc. Awards)