

Newcomers 2022-23

Wednesday 9:30 am

Big Apple Fun Center

Lanes 21 - 26

President: Linda Fees

Secretary/Treasurer: Jodi Daily

Team Standings

Place	#	Team Name	Points	Points	Team		Pins +	Scratch	High Scratch		High HDCP	
			Won	Lost	Avg	HDCP	HDCP	Pins	10	30	10	30
1	5	Lucky Ducks	4	0	347	202	1697	1070	385	1070	594	1697
2	3	Daydreamers	5	3	421	141	3505	2533	512	1340	674	1826
3	4	Bowlin' Babes	4½	3½	353	196	3370	2149	403	1123	604	1726
4	2	Tub's Pub	4½	3½	370	183	3327	2229	426	1119	609	1668
5	1	Pin Drops	2	6	336	210	3327	2043	365	1039	582	1690
6	6	Bye Team	0	4	0	0	0	0	0	0	0	0

**** Teams appear out of order because standings are determined by percentage of wins to losses, NOT total points
 *** Although not shown, standings are determined by points only for the current split**

Review of Last Week's Bowling.....

Lanes	Team Name	HDCP -1-	HDCP -2-	HDCP -3-	HDCP Total	Last Wk WON	Team Name	HDCP -1-	HDCP -2-	HDCP -3-	HDCP Total	Last Wk WON
21-22	Daydreamers	544	608	674	1826	3	Pin Drops	582	532	576	1690	1
23-24	Bowlin' Babes	561	561	604	1726	2½	Tub's Pub	561	600	507	1668	1½
25-26	Lucky Ducks	539	594	564	1697	4	Bye Team	0	0	0	0	0

Lane Assignments

	21-22	23-24	25-26
Wk03 09/21	3- 1	2- 5	6- 4
Wk04 09/28	2- 6	4- 1	3- 5
Wk05 10/05	1- 5	6- 3	4- 2

Last Week's Top Scores

Team Scratch Game		Team Scratch Series		Team Handicap Game		Team Handicap Series	
512	Daydreamers	1340	Daydreamers	674	Daydreamers	1826	Daydreamers
417	Tub's Pub	1123	Bowlin' Babes	604	Bowlin' Babes	1726	Bowlin' Babes
403	Bowlin' Babes	1119	Tub's Pub	600	Tub's Pub	1697	Lucky Ducks
385	Lucky Ducks	1070	Lucky Ducks	594	Lucky Ducks	1690	Pin Drops
Scratch Game		Scratch Series		Handicap Game		Handicap Series	
198	Jen Landanger	526	Jen Landanger	242	Jen Landanger	658	Jen Landanger
182	Deb Gibbs	421	Beth Bryan	242	Micki Vest	623	Kathy Rogers
180	Micki Vest	408	Micki Vest	238	Deb Gibbs	616	Beth Bryan
158	Pat Bowie	407	Linda Fees	225	Kathy Rogers	597	Sharon Cordes
157	Linda Fees	406	Deb Gibbs	220	Pat Bowie	594	Lynda Ogle
154	Beth Bryan	395	Kathy Rogers	219	Beth Bryan	594	Micki Vest
149	Kathy Rogers	389	Pat Bowie	217	Sharon Cordes	575	Pat Bowie
143	Sharon Cordes	386	Jo Johnson	215	Lynda Ogle	575	Crystal Dailey
140	Crystal Dailey	375	Sharon Cordes	208	Crystal Dailey	574	Deb Gibbs
139	Lynda Ogle	371	Crystal Dailey	205	Linda Fees	553	Debra Kermmoade

Team Rosters

1 - Pin Drops

Name	Avg	HDCP	Pins	Gms	High Game	High Sers	HDCP Game	HDCP Sers	Most Improved Avg +/-	To Raise Avg +1	To Drop Avg -1	Weekly Over Avg Series Avg +/-
Beth Bryan	129	56	775	6	154	421	219	616		395	385	421 - 354=67
Sheryl S. Cochran	107	74	646	6	132	329	209	560		326	316	317 - 327=-10
Debra K. Kermmoade	100	80	301	3	120	301	204	553		305	298	301 - 300=1

2 - Tub's Pub

Name	Avg	HDCP	Pins	Gms	High Game	High Sers	HDCP Game	HDCP Sers	Most Improved Avg +/-	To Raise Avg +1	To Drop Avg -1	Weekly Over Avg Series Avg +/-
Linda K. Fees	137	50	826	6	157	419	205	578		416	406	407 - 417=-10
Lynn R. Eacker	108	73	648	6	136	325	214	559		333	323	323 - 324=-1
Pat L. Bowie	125	60	755	6	158	389	220	575		379	369	389 - 366=23

Newcomers 2022-23

3 - Daydreamers

<u>Name</u>	<u>Avg</u>	<u>HDCP</u>	<u>Pins</u>	<u>Gms</u>	<u>High Game</u>	<u>High Sers</u>	<u>HDCP Game</u>	<u>HDCP Sers</u>	<u>Most Improved Avg +/-</u>	<u>To Raise Avg +1</u>	<u>To Drop Avg -1</u>	<u>Weekly Over Avg Series Avg +/-</u>
Jen Landanger	159	32	959	6	198	526	242	658		481	471	526 - 432=94
Micki Vest	129	56	776	6	180	408	242	594		394	384	408 - 366=42
Deb Gibbs	133	53	798	6	182	406	238	632		408	398	406 - 390=16

4 - Bowlin' Babes

<u>Name</u>	<u>Avg</u>	<u>HDCP</u>	<u>Pins</u>	<u>Gms</u>	<u>High Game</u>	<u>High Sers</u>	<u>HDCP Game</u>	<u>HDCP Sers</u>	<u>Most Improved Avg +/-</u>	<u>To Raise Avg +1</u>	<u>To Drop Avg -1</u>	<u>Weekly Over Avg Series Avg +/-</u>
Crystal S. Dailey	118	65	713	6	140	371	210	576		358	348	371 - 342=29
Lynda M. Ogle	113	69	682	6	139	366	215	594		344	334	366 - 315=51
Jodi Daily	122	62	368	3	157	368	226	575		370	363	

5 - Lucky Ducks

<u>Name</u>	<u>Avg</u>	<u>HDCP</u>	<u>Pins</u>	<u>Gms</u>	<u>High Game</u>	<u>High Sers</u>	<u>HDCP Game</u>	<u>HDCP Sers</u>	<u>Most Improved Avg +/-</u>	<u>To Raise Avg +1</u>	<u>To Drop Avg -1</u>	<u>Weekly Over Avg Series Avg +/-</u>
VACANT	100	80	0	0	0	0						
Sharon K. Cordes	116	67	696	6	143	375	217	597		357	347	375 - 321=54
Kathy Rogers	131	55	395	3	149	395	225	623		397	390	395 - 393=2

6 - Bye Team

Temporary Substitutes

<u>Name</u>	<u>Avg</u>	<u>HDCP</u>	<u>Pins</u>	<u>Gms</u>	<u>High Game</u>	<u>High Sers</u>	<u>HDCP Game</u>	<u>HDCP Sers</u>	<u>Most Improved Avg +/-</u>	<u>To Raise Avg +1</u>	<u>To Drop Avg -1</u>	<u>Weekly Over Avg Series Avg +/-</u>
Jo Johnson	128	57	386	3	137	386	187	536		388	381	386 - 384=2

Newcomers 2022-23

Big Apple Fun Center Reprint of Scores -- Week 2

Lane 21 3 - Daydreamers Week 2 9/14/2022

Name	Old	Old						HDCP
	Avg	HDCP	-1-	-2-	-3-	Total	Total	
Jen Landanger	144	44	167	161	198	526	658	
Micki Vest	122	62	96	180	132	408	594	
Deb Gibbs	130	56	119	105	182	406	574	
			====	====	====	====	====	
Scratch Total			382	446	512	1340	1340	
Handicap			162	162	162		486	
Total			544	608	674	1340	1826	
Team Points Won			0.0	1.0	1.0	3.0	3.0	

Lane 22 1 - Pin Drops Week 2 9/14/2022

Name	Old	Old						HDCP
	Avg	HDCP	-1-	-2-	-3-	Total	Total	
Beth Bryan	118	65	154	135	132	421	616	
Sheryl S. Cochran	109	72	116	94	107	317	533	
Debra K. Kermmoade	100	80	95	86	120	301	541	
			====	====	====	====	====	
Scratch Total			365	315	359	1039	1039	
Handicap			217	217	217		651	
Total			582	532	576	1039	1690	
Team Points Won			1.0	0.0	0.0	1.0	1.0	

Lane 23 4 - Bowlin' Babes Week 2 9/14/2022

Name	Old	Old						HDCP
	Avg	HDCP	-1-	-2-	-3-	Total	Total	
Crystal S. Dailey	114	68	129	102	140	371	575	
Lynda M. Ogle	105	76	94	133	139	366	594	
Jo Johnson	128	57	137	125	124	386	557	
			====	====	====	====	====	
Scratch Total			360	360	403	1123	1123	
Handicap			201	201	201		603	
Total			561	561	604	1123	1726	
Team Points Won			0.5	0.0	1.0	2.5	2.5	

Lane 24 2 - Tub's Pub Week 2 9/14/2022

Name	Old	Old						HDCP
	Avg	HDCP	-1-	-2-	-3-	Total	Total	
Linda K. Fees	139	48	156	157	94	407	551	
Lynn R. Eacker	108	73	113	102	108	323	542	
Pat L. Bowie	122	62	109	158	122	389	575	
			====	====	====	====	====	
Scratch Total			378	417	324	1119	1119	
Handicap			183	183	183		549	
Total			561	600	507	1119	1668	
Team Points Won			0.5	1.0	0.0	1.5	1.5	

Lane 25 5 - Lucky Ducks Week 2 9/14/2022

Name	Old	Old						HDCP
	Avg	HDCP	-1-	-2-	-3-	Total	Total	
Sharon K. Cordes	107	74	126	143	106	375	597	
Kathy Rogers	131	55	104	142	149	395	560	
VACANT	100	80	v100	v100	v100	300	540	
			====	====	====	====	====	
Scratch Total			330	385	355	1070	1070	
Handicap			209	209	209		627	
Total			539	594	564	1070	1697	
Team Points Won			1.0	1.0	1.0	4.0	4.0	

Lane 26 6 - Bye Team Week 2 9/14/2022

Name	Old	Old						HDCP
	Avg	HDCP	-1-	-2-	-3-	Total	Total	
No one bowled								

Newcomers 2022-23

Big Apple Fun Center

* Bowlers listed must have a minimum of 1 games.

Change in Average

Name	-----Old-----		Old					---Average Change---			Weekly Over Avg
	Pins	Games	Avg	-1-	-2-	-3-	Total	New - Old	---> +/-	Series Avg +/-	
Pat L. Bowie	366	3	122	109	158	122	389	125.83	- 122.00	= 3.83	389 - 366=23
Beth Bryan	354	3	118	154	135	132	421	129.17	- 118.00	= 11.17	421 - 354=67
Sheryl S. Cochran	329	3	109	116	94	107	317	107.67	- 109.67	= -2.00	317 - 327=-10
Sharon K. Cordes	321	3	107	126	143	106	375	116.00	- 107.00	= 9.00	375 - 321=54
Crystal S. Dailey	342	3	114	129	102	140	371	118.83	- 114.00	= 4.83	371 - 342=29
Jodi Daily	368	3	122				0	122.67	- 122.67	= 0.00	
Lynn R. Eacker	325	3	108	113	102	108	323	108.00	- 108.33	= -0.33	323 - 324=-1
Linda K. Fees	419	3	139	156	157	94	407	137.67	- 139.67	= -2.00	407 - 417=-10
Deb Gibbs	392	3	130	119	105	182	406	133.00	- 130.67	= 2.33	406 - 390=16
Jo Johnson	0	0	128	137	125	124	386	128.67	- 0.00	= 128.67	386 - 384=2
Debra K. Kermmoade	0	0	100	95	86	120	301	100.33	- 0.00	= 100.33	301 - 300=1
Jen Landanger	433	3	144	167	161	198	526	159.83	- 144.33	= 15.50	526 - 432=94
Lynda M. Ogle	316	3	105	94	133	139	366	113.67	- 105.33	= 8.33	366 - 315=51
Kathy Rogers	0	0	131	104	142	149	395	131.67	- 0.00	= 131.67	395 - 393=2
Micki Vest	368	3	122	96	180	132	408	129.33	- 122.67	= 6.67	408 - 366=42

Newcomers 2022-23

Big Apple Fun Center

* Bowlers listed must have a minimum of 1 games.

High Average Listing

	<u>Name</u>	<u>True Average</u>	<u>Pins</u>	<u>Gms</u>	<u>To Raise Avg +1</u>	<u>To Drop Avg -1</u>
1	Jen Landanger	159.83	959	6	481	471
2	Linda K. Fees	137.67	826	6	416	406
3	Deb Gibbs	133.00	798	6	408	398
4	Kathy Rogers	131.67	395	3	397	390
5	Micki Vest	129.33	776	6	394	384
6	Beth Bryan	129.17	775	6	395	385
7	Jo Johnson	128.67	386	3	388	381
8	Pat L. Bowie	125.83	755	6	379	369
9	Jodi Daily	122.67	368	3	370	363
10	Crystal S. Dailey	118.83	713	6	358	348
11	Sharon K. Cordes	116.00	696	6	357	347
12	Lynda M. Ogle	113.67	682	6	344	334
13	Lynn R. Eacker	108.00	648	6	333	323
14	Sheryl S. Cochran	107.67	646	6	326	316
15	Debra K. Kermmoade	100.33	301	3	305	298

Newcomers 2022-23

Big Apple Fun Center

* Bowlers listed must have a minimum of 1 games.

Most Pins Over Average

Name	-----Old-----		Old					---Average Change---			Weekly Over Avg
	Pins	Games	Avg	-1-	-2-	-3-	Total	New - Old	---> +/-	Series Avg +/-	
Jen Landanger	433	3	144	167	161	198	526	159.83	- 144.33	= 15.50	526 - 432=94
Beth Bryan	354	3	118	154	135	132	421	129.17	- 118.00	= 11.17	421 - 354=67
Sharon K. Cordes	321	3	107	126	143	106	375	116.00	- 107.00	= 9.00	375 - 321=54
Lynda M. Ogle	316	3	105	94	133	139	366	113.67	- 105.33	= 8.33	366 - 315=51
Micki Vest	368	3	122	96	180	132	408	129.33	- 122.67	= 6.67	408 - 366=42
Crystal S. Dailey	342	3	114	129	102	140	371	118.83	- 114.00	= 4.83	371 - 342=29
Pat L. Bowie	366	3	122	109	158	122	389	125.83	- 122.00	= 3.83	389 - 366=23
Deb Gibbs	392	3	130	119	105	182	406	133.00	- 130.67	= 2.33	406 - 390=16
Kathy Rogers	0	0	131	104	142	149	395	131.67	- 0.00	= 131.67	395 - 393=2
Jo Johnson	0	0	128	137	125	124	386	128.67	- 0.00	= 128.67	386 - 384=2
Debra K. Kermmoade	0	0	100	95	86	120	301	100.33	- 0.00	= 100.33	301 - 300=1
Lynn R. Eacker	325	3	108	113	102	108	323	108.00	- 108.33	= -0.33	323 - 324=-1
Linda K. Fees	419	3	139	156	157	94	407	137.67	- 139.67	= -2.00	407 - 417=-10
Sheryl S. Cochran	329	3	109	116	94	107	317	107.67	- 109.67	= -2.00	317 - 327=-10

Newcomers 2022-23

Big Apple Fun Center

This report is for scores bowled September 14 which is Week 2 of 33

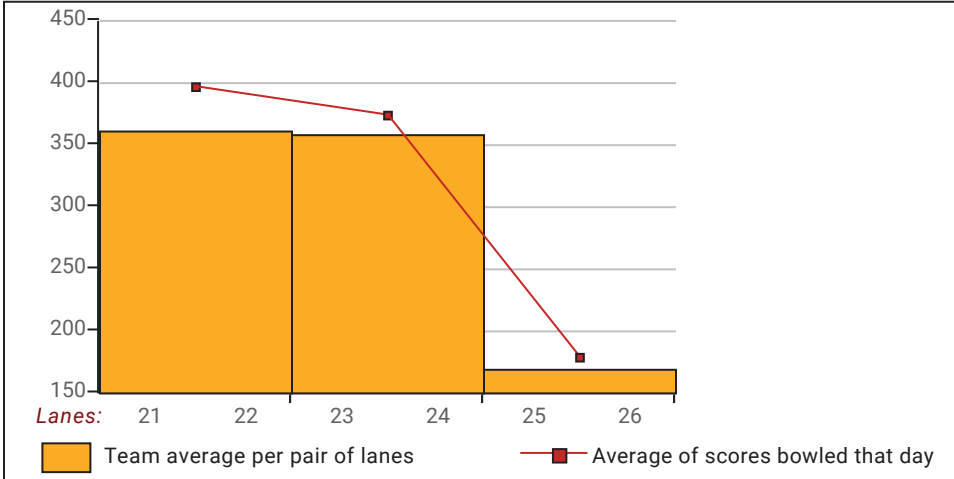
This Week's Statistics: Lefties vs Righties

Unless designated left handed, bowlers are considered right handed.

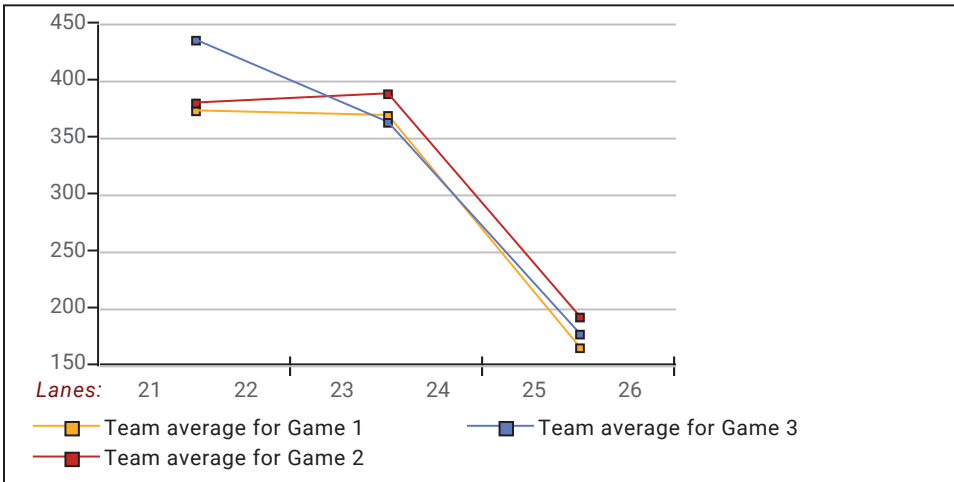
	Over All	Right	Left
How many people bowled	14	0	42
Number of games bowled	42	0	8
Actual average of week's scores	128.36	128.36	0.00
How many games above average	23	0	17
How many games below average	17	0	552
Pins above/below average per game	6.00	6.00	0.00
How many people raised average	8	--	5
by this amount	7.71	7.71	0.00
How many people went down	5	--	16630
by this amount	-7.87	-7.87	0.00
League average before bowling	122.67	122.67	0.00
League average after bowling	124.26	124.26	0.00
Change in league average	1.60	1.60	0.00
800s	--	--	17141
775s	--	--	--
750s	--	--	--
725s	--	--	--
700s	--	--	--
675s	--	--	--
650s	--	--	--
625s	--	--	--
600s	--	--	--
575s	--	--	--
550s	--	--	--
525s	1	--	--
500s	--	--	1
475s	--	--	--
450s	--	--	--
425s	--	--	--
400s	4	--	--
below 400	9	--	4
300s	--	--	9
275s	--	--	--
250s	--	--	--
225s	--	--	--
200s	--	--	--
175s	3	--	--
150s	6	--	3
125s	13	--	6
100s	14	--	13
below 100	6	--	14

This report is for scores bowled September 14 which is Week 2 of 33

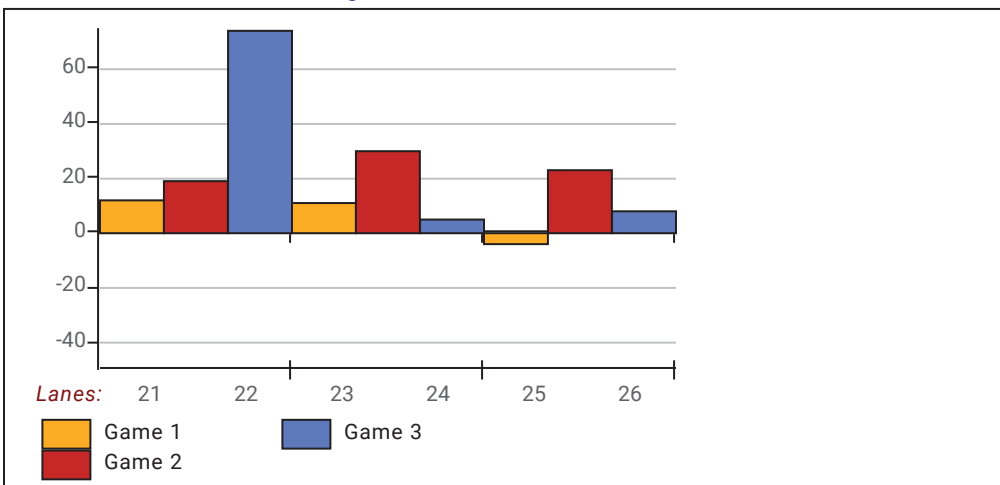
Team Average vs Avg of Scores



Average of Scores for Each Game

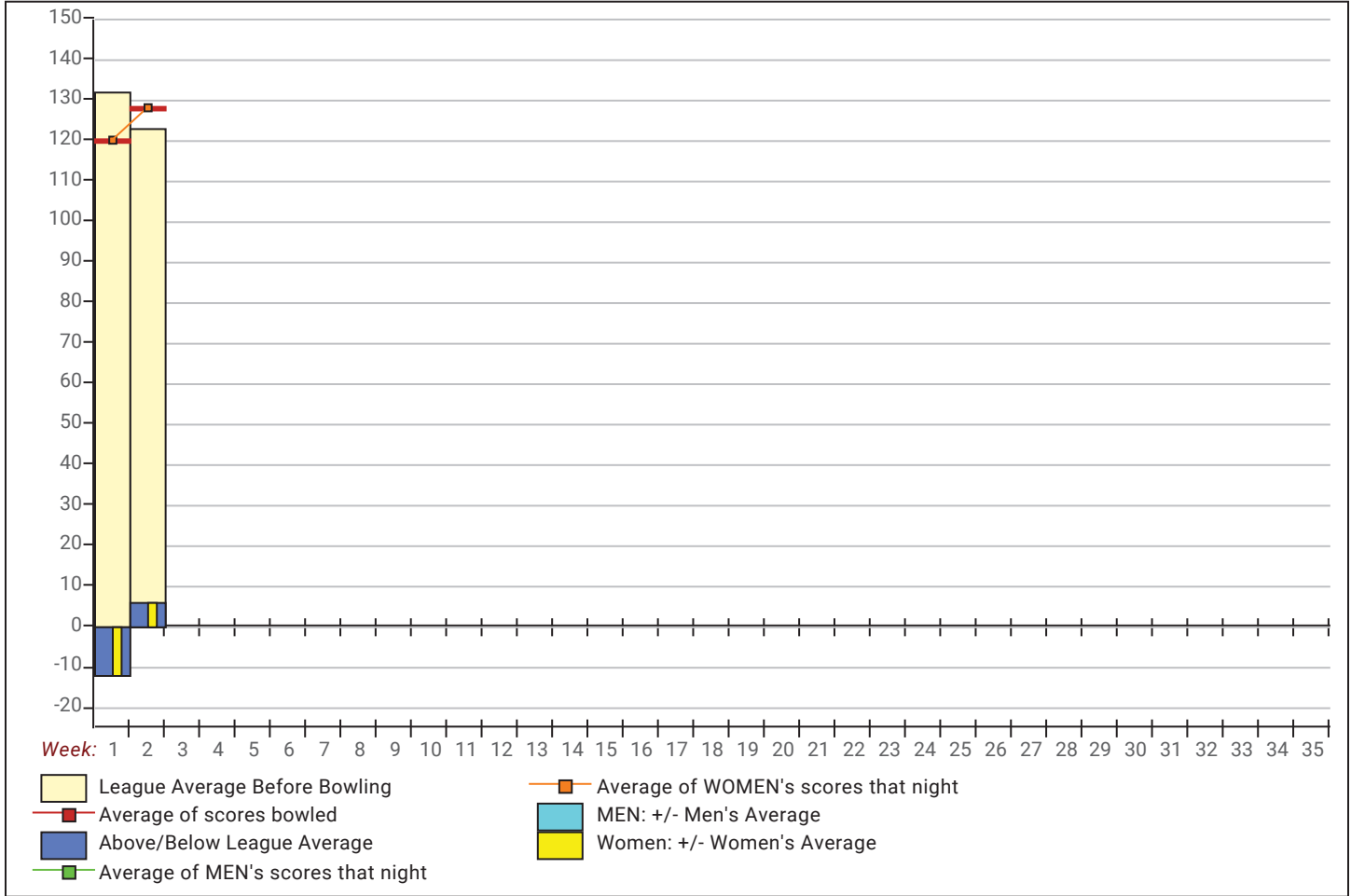


Amount Over/Under Team Average



This report is for scores bowled September 14 which is Week 2 of 33

League Average Week-by-Week



League Average Statistics for Last Week

	League	Right Hand	Left Hand
League Average Before Bowling	122.67	122.67	
Average of scores bowled that night	128.36	128.36	
New League Average After Bowling	124.26	124.26	
Change in League Average	1.60	1.60	
People Who Bowled Over Average	8	8	
People Who Bowled Under Average	5	5	
Average Amount of Series Over Avg	47.00	47.00	
Average Amount of Series Under Avg	-25.20	-25.20	
Difference Avg, NiteAvg	6.00	6.00	
Number of Bowlers	14	14	
Number of Games Bowled	42	42	
People Who Raised Their Average	8	8	
Raised By an Average of This Amount	7.71	7.71	
People Who Lowered Their Average	5	5	
Lowered By an Average of This Amou	-7.87	-7.87	
Number of Games Bowled Over Avera	23	23	
Number of Games Bowled Under Avera	17	17	

Note: Averages are based only on people who bowled.

Newcomers 2022-23

Big Apple Fun Center

Team Standings

Place	Team Name	Avg p/gm	Points Won	Points Lost	Year-To-Date WON	Y-T-D LOST
1	Lucky Ducks	356	4	0	4	0
2	Daydreamers	422	5	3	5	3
3	Bowlin' Babes	358	4½	3½	4½	3½
4	Tub's Pub	371	4½	3½	4½	3½
5	Pin Drops	340	2	6	2	6
6	Bye Team		0	4	0	4

**** Teams appear out of order because standings are determined by percentage of wins to losses, NOT total points**

***** Although not shown, standings are determined by points only for the current split**

Last Week's Top Scores

Scratch Game		Scratch Series		Handicap Game		Handicap Series	
198	Jen Landanger	526	Jen Landanger	242	Jen Landanger	658	Jen Landanger
182	Deb Gibbs	421	Beth Bryan	242	Micki Vest	623	Kathy Rogers
180	Micki Vest	408	Micki Vest	238	Deb Gibbs	616	Beth Bryan
158	Pat Bowie	407	Linda Fees	225	Kathy Rogers	597	Sharon Cordes
157	Linda Fees	406	Deb Gibbs	220	Pat Bowie	594	Lynda Ogle
154	Beth Bryan	395	Kathy Rogers	219	Beth Bryan	594	Micki Vest
149	Kathy Rogers	389	Pat Bowie	217	Sharon Cordes	575	Pat Bowie
143	Sharon Cordes	386	Jo Johnson	215	Lynda Ogle	575	Crystal Dailey
140	Crystal Dailey	375	Sharon Cordes	208	Crystal Dailey	574	Deb Gibbs
139	Lynda Ogle	371	Crystal Dailey	205	Linda Fees	553	Debra Kermmoade

Local and Bowling Center Awards

Name	USBC ID Number	Award Average	Award Games	G1	G2	G3	Series	Award Score	Award Received
Deb Gibbs	4132-156 USBC	133	81	119	105	182	406	182	175 Game (Local Assoc. Awards)
Jen Landanger	4132-1255 USBC	145	54	167	161	198	526	526	500 Series (Local Assoc. Awards)
Micki Vest	4167-90 USBC	126	84	96	180	132	408	180	175 Game (Local Assoc. Awards)