

Newcomers 2024-25

Note: This report includes information through May 7 which is Week 30 of 31

Team 5: Pin Drops

Name	Avg HDCP		Pins Gms		True Average	To Raise Avg +1	High Game	High Sers	HDCP Game	HDCP Sers	Most Improved Avg +/-	
Sheryl S. Cochran	117	66	8091	69	117.26	405	157	407	223	595	126	-8.74
Beth Bryan	128	57	8592	67	128.24	438	183	470	235	626	134	-5.76
Debra K. Kermmoade	130	56	7858	60	130.97	395	200	499	260	679	129	+1.97
Randi K. Stucker	123	61	7052	57	123.72	388	178	437	247	620	123	+0.72

Team History

Week No.	Bowling Date	Opp. Team	-1-	-2-	-3-	Total	Avg p/gm	Last Wk WON	Last Wk Lost	Points Won	Points Lost	High Game	High Sers	HDCP Game	HDCP Sers
1	09/04/24	6	439	376	392	1207	402	4	0	4	0	439	1207	597	1681
2	09/11/24	4	377	421	358	1156	393	1	3	5	3	439	1207	597	1681
3	09/18/24	2	341	323	453	1117	386	2	2	7	5	453	1207	626	1681
4	09/25/24	3	396	440	371	1207	390	4	0	11	5	453	1207	626	1723
5	10/02/24	1	369	371	434	1174	390	0	4	11	9	453	1207	626	1723
6	10/09/24	4	377	335	356	1068	384	0½	3½	11½	12½	453	1207	626	1723
7	10/16/24	6	392	367	384	1143	384	4	0	15½	12½	453	1207	626	1723
8	10/23/24	3	422	361	362	1145	384	2	2	17½	14½	453	1207	626	1723
9	10/30/24	1	370	342	362	1074	381	0	4	17½	18½	453	1207	626	1723
10	11/06/24	2	394	379	386	1159	381	1	3	18½	21½	453	1207	626	1723
11	11/13/24	6	399	365	332	1096	380	3	1	21½	22½	453	1207	626	1723
12	11/20/24	4	332	377	337	1046	377	1	3	22½	25½	453	1207	626	1723
0	11/27/24	6	0	0	0	0	377	0	0	22½	25½	453	1207	626	1723
13	12/04/24	2	392	469	385	1246	380	3	1	25½	26½	469	1246	641	1762
14	12/11/24	3	365	330	310	1005	377	0	4	25½	30½	469	1246	641	1762
15	12/18/24	1	410	381	420	1211	378	3	1	28½	31½	469	1246	641	1762
0	12/25/24	6	0	0	0	0	378	0	0	28½	31½	469	1246	641	1762
0	01/01/25	6	0	0	0	0	378	0	0	28½	31½	469	1246	641	1762

End of 1st split

16	01/08/25	4	397	420	375	1192	380	4	0	4	0	469	1246	641	1762
17	01/15/25	6	312	377	402	1091	379	3	1	7	1	469	1246	641	1762
18	01/22/25	3	305	397	349	1051	377	0	4	7	5	469	1246	641	1762
19	01/29/25	1	331	367	394	1092	376	0	4	7	9	469	1246	641	1762
20	02/05/25	2	363	367	355	1085	376	1	3	8	12	469	1246	641	1762
21	02/26/25	6	323	422	407	1152	376	3	1	11	13	469	1246	641	1762
22	03/05/25	4	299	395	327	1021	374	0	4	11	17	469	1246	641	1762
23	03/12/25	2	368	341	446	1155	375	1	3	12	20	469	1246	641	1762
24	03/26/25	3	380	315	365	1060	374	2	2	14	22	469	1246	641	1762
25	04/02/25	1	378	386	397	1161	374	4	0	18	22	469	1246	641	1762
26	04/09/25	4	349	333	377	1059	374	1	3	19	25	469	1246	641	1762
27	04/16/25	6	358	419	365	1142	374	4	0	23	25	469	1246	641	1762
28	04/23/25	3	408	360	410	1178	374	3	1	26	26	469	1246	641	1762
29	04/30/25	1	321	378	357	1056	374	1	3	27	29	469	1246	641	1762
30	05/07/25	2	341	327	353	1021	373	4	0	31	29	469	1246	641	1762

End of 2nd split



Sheryl S. Cochran's Bowling Record - Team 5: Pin Drops

Week No.	Bowling Date	Old Avg	Old HDCP	-			Total	HDCP Total	Pins Gms		---Average Change---			High Game	High Sers	HDCP Game	HDCP Sers		
				-1-	-2-	-3-			New	Old	---->	+/-							
1	09/04/24	135	52	141	126	140	407	563	407	3	135.67	-	0.00	=	135.67	141	407	193	563
2	09/11/24	135	52	139	153	98	390	546	797	6	132.83	-	135.67	=	-2.83	153	407	205	563
3	09/18/24	132	54	98	87	152	337	499	1134	9	126.00	-	132.83	=	-6.83	153	407	206	563
4	09/25/24	126	59	125	119	119	363	540	1497	12	124.75	-	126.00	=	-1.25	153	407	206	563
5	10/02/24	124	60	139	124	121	384	564	1881	15	125.40	-	124.75	=	0.65	153	407	206	564
6	10/09/24	125	60	a115	a115	a115	345	525	1881	15	125.40	-	125.40	=	0.00	153	407	206	564
7	10/16/24	125	60	142	126	130	398	578	2279	18	126.61	-	125.40	=	1.21	153	407	206	578
8	10/23/24	126	59	152	119	100	371	548	2650	21	126.19	-	126.61	=	-0.42	153	407	211	578
9	10/30/24	126	0				0	0	2650	21	126.19	-	126.19	=	0.00	153	407	211	578
10	11/06/24	126	59	a116	a116	a116	348	525	2650	21	126.19	-	126.19	=	0.00	153	407	211	578
11	11/13/24	126	59	104	94	89	287	464	2937	24	122.38	-	126.19	=	-3.82	153	407	211	578
12	11/20/24	122	62	138	117	117	372	558	3309	27	122.56	-	122.38	=	0.18	153	407	211	578
13	12/04/24	122	0				0	0	3309	27	122.56	-	122.56	=	0.00	153	407	211	578
14	12/11/24	122	62	137	104	93	334	520	3643	30	121.43	-	122.56	=	-1.12	153	407	211	578
15	12/18/24	121	63	103	129	139	371	560	4014	33	121.64	-	121.43	=	0.20	153	407	211	578
16	01/08/25	121	63	111	120	116	347	536	4361	36	121.14	-	121.64	=	-0.50	153	407	211	578
17	01/15/25	121	63	105	104	148	357	546	4718	39	120.97	-	121.14	=	-0.16	153	407	211	578
18	01/22/25	120	64	92	101	122	315	507	5033	42	119.83	-	120.97	=	-1.14	153	407	211	578
19	01/29/25	119	0				0	0	5033	42	119.83	-	119.83	=	0.00	153	407	211	578
20	02/05/25	119	64	116	125	103	344	536	5377	45	119.49	-	119.83	=	-0.34	153	407	211	578
21	02/26/25	119	64	90	136	131	357	549	5734	48	119.46	-	119.49	=	-0.03	153	407	211	578
22	03/05/25	119	64	93	108	102	303	495	6037	51	118.37	-	119.46	=	-1.09	153	407	211	578
23	03/12/25	118	0				0	0	6037	51	118.37	-	118.37	=	0.00	153	407	211	578
24	03/26/25	118	65	105	101	116	322	517	6359	54	117.76	-	118.37	=	-0.61	153	407	211	578
25	04/02/25	117	66	98	127	113	338	536	6697	57	117.49	-	117.76	=	-0.27	153	407	211	578
26	04/09/25	117	0				0	0	6697	57	117.49	-	117.49	=	0.00	153	407	211	578
27	04/16/25	117	66	101	134	112	347	545	7044	60	117.40	-	117.49	=	-0.09	153	407	211	578
28	04/23/25	117	66	119	121	157	397	595	7441	63	118.11	-	117.40	=	0.71	157	407	223	595
29	04/30/25	118	65	93	136	104	333	528	7774	66	117.79	-	118.11	=	-0.32	157	407	223	595
30	05/07/25	117	66	94	106	117	317	515	8091	69	117.26	-	117.79	=	-0.53	157	407	223	595

End of 2nd split

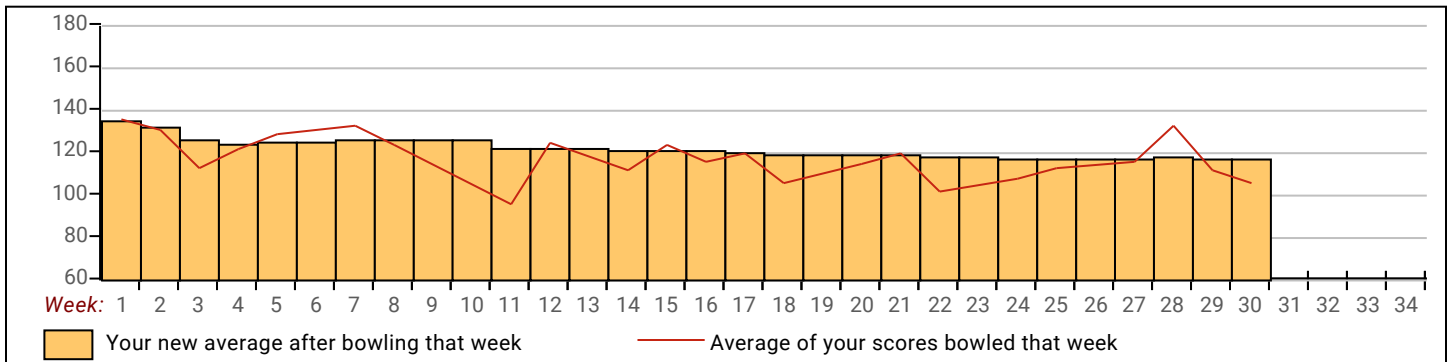
<u><100</u>	<u>100's</u>	<u>125's</u>	<u>150's</u>	<u>175's</u>	<u>200's</u>	<u>225's</u>	<u>250's</u>	<u>275's</u>	<u>300's</u>
12	33	20	4						
<u><400</u>	<u>400's</u>	<u>450's</u>	<u>500's</u>	<u>550's</u>	<u>600's</u>	<u>650's</u>	<u>700's</u>	<u>750's</u>	<u>800's</u>
22	1								

<u>Avg of Game 1</u>	<u>Avg of Game 2</u>	<u>Avg of Game 3</u>
114.57	118.13	119.09

High game of **157** on week **28** High series of **407** on week **1** High average of **135.67** after bowling week **1**
 Low game of **87** on week **3** Low series of **287** on week **11** Low average of **117.26** after bowling week **30**

High Scores by Game

Game #1: **152** on week **8** Game #2: **153** on week **2** Game #3: **157** on week **28**



Beth Bryan's Bowling Record - Team 5: Pin Drops

Week No.	Bowling Date	Old Avg	Old HDCP	-			Total	HDCP Total	Pins	Gms	---Average Change---			High Game	High Sers	HDCP Game	HDCP Sers
				-1-	-2-	-3-					New	Old	----> +/-				
1	09/04/24	134	52	143	149	111	403	559	403	3	134.33	- 0.00	= 134.33	149	403	201	559
2	09/11/24	134	0				0	0	403	3	134.33	- 134.33	= 0.00	149	403	201	559
3	09/18/24	134	0				0	0	403	3	134.33	- 134.33	= 0.00	149	403	201	559
4	09/25/24	134	52	134	183	153	470	626	873	6	145.50	- 134.33	= 11.17	183	470	235	626
5	10/02/24	145	44	114	134	181	429	561	1302	9	144.67	- 145.50	= -0.83	183	470	235	626
6	10/09/24	144	44	126	114	126	366	498	1668	12	139.00	- 144.67	= -5.67	183	470	235	626
7	10/16/24	139	48	138	129	142	409	553	2077	15	138.47	- 139.00	= -0.53	183	470	235	626
8	10/23/24	138	0				0	0	2077	15	138.47	- 138.47	= 0.00	183	470	235	626
9	10/30/24	138	49	112	116	115	343	490	2420	18	134.44	- 138.47	= -4.02	183	470	235	626
10	11/06/24	134	52	139	126	148	413	569	2833	21	134.90	- 134.44	= 0.46	183	470	235	626
11	11/13/24	134	52	157	154	113	424	580	3257	24	135.71	- 134.90	= 0.80	183	470	235	626
12	11/20/24	135	0				0	0	3257	24	135.71	- 135.71	= 0.00	183	470	235	626
13	12/04/24	135	52	137	145	124	406	562	3663	27	135.67	- 135.71	= -0.04	183	470	235	626
14	12/11/24	135	52	115	113	104	332	488	3995	30	133.17	- 135.67	= -2.50	183	470	235	626
15	12/18/24	133	53	128	132	146	406	565	4401	33	133.36	- 133.17	= 0.20	183	470	235	626
16	01/08/25	133	53	143	147	118	408	567	4809	36	133.58	- 133.36	= 0.22	183	470	235	626
17	01/15/25	133	53	110	131	a123	364	523	5050	38	132.89	- 133.58	= -0.69	183	470	235	626
18	01/22/25	132	54	a122	a122	a122	366	528	5050	38	132.89	- 132.89	= 0.00	183	470	235	626
19	01/29/25	132	54	98	109	133	340	502	5390	41	131.46	- 132.89	= -1.43	183	470	235	626
20	02/05/25	131	55	128	106	104	338	503	5728	44	130.18	- 131.46	= -1.28	183	470	235	626
21	02/26/25	130	56	a120	141	134	395	563	6003	46	130.50	- 130.18	= 0.32	183	470	235	626
22	03/05/25	130	0				0	0	6003	46	130.50	- 130.50	= 0.00	183	470	235	626
23	03/12/25	130	56	121	105	162	388	556	6391	49	130.43	- 130.50	= -0.07	183	470	235	626
24	03/26/25	130	56	144	130	107	381	549	6772	52	130.23	- 130.43	= -0.20	183	470	235	626
25	04/02/25	130	0				0	0	6772	52	130.23	- 130.23	= 0.00	183	470	235	626
26	04/09/25	130	56	111	139	123	373	541	7145	55	129.91	- 130.23	= -0.32	183	470	235	626
27	04/16/25	129	56	156	163	111	430	598	7575	58	130.60	- 129.91	= 0.69	183	470	235	626
28	04/23/25	130	56	145	83	120	348	516	7923	61	129.89	- 130.60	= -0.72	183	470	235	626
29	04/30/25	129	56	107	120	128	355	523	8278	64	129.34	- 129.89	= -0.54	183	470	235	626
30	05/07/25	129	56	106	99	109	314	482	8592	67	128.24	- 129.34	= -1.10	183	470	235	626

End of 2nd split

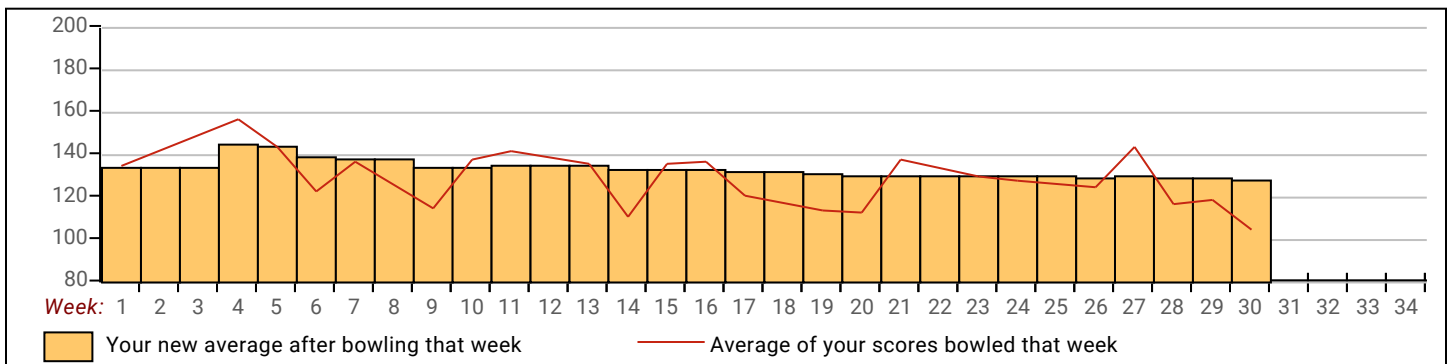
<u><100</u>	<u>100's</u>	<u>125's</u>	<u>150's</u>	<u>175's</u>	<u>200's</u>	<u>225's</u>	<u>250's</u>	<u>275's</u>	<u>300's</u>
3	27	29	6	2					
<u><400</u>	<u>400's</u>	<u>450's</u>	<u>500's</u>	<u>550's</u>	<u>600's</u>	<u>650's</u>	<u>700's</u>	<u>750's</u>	<u>800's</u>
11	9	1							

<u>Avg of Game 1</u>	<u>Avg of Game 2</u>	<u>Avg of Game 3</u>
127.82	129.04	127.82

High game of **183** on week **4** High series of **470** on week **4** High average of **145.50** after bowling week **4**
 Low game of **83** on week **28** Low series of **314** on week **30** Low average of **128.24** after bowling week **30**

High Scores by Game

Game #1: **157** on week **11** Game #2: **183** on week **4** Game #3: **181** on week **5**



Debra K. Kermmoade's Bowling Record - Team 5: Pin Drops

Week No.	Bowling Date	Old Avg	Old HDCP	-			Total	HDCP Total	Pins	Gms	---Average Change---			High Game	High Sers	HDCP Game	HDCP Sers		
				-1-	-2-	-3-					New - Old	----> +/-							
1	09/04/24	132	54	155	101	141	397	559	397	3	132.33	-	0.00	=	132.33	155	397	209	559
2	09/11/24	132	54	136	146	144	426	588	823	6	137.17	-	132.33	=	4.83	155	426	209	588
3	09/18/24	137	50	112	144	123	379	529	1202	9	133.56	-	137.17	=	-3.61	155	426	209	588
4	09/25/24	133	0				0	0	1202	9	133.56	-	133.56	=	0.00	155	426	209	588
5	10/02/24	133	53	116	113	132	361	520	1563	12	130.25	-	133.56	=	-3.31	155	426	209	588
6	10/09/24	130	0				0	0	1563	12	130.25	-	130.25	=	0.00	155	426	209	588
7	10/16/24	130	0				0	0	1563	12	130.25	-	130.25	=	0.00	155	426	209	588
8	10/23/24	130	56	133	117	134	384	552	1947	15	129.80	-	130.25	=	-0.45	155	426	209	588
9	10/30/24	129	56	156	112	116	384	552	2331	18	129.50	-	129.80	=	-0.30	156	426	212	588
10	11/06/24	129	56	139	137	122	398	566	2729	21	129.95	-	129.50	=	0.45	156	426	212	588
11	11/13/24	129	0				0	0	2729	21	129.95	-	129.95	=	0.00	156	426	212	588
12	11/20/24	129	56	72	105	96	273	441	3002	24	125.08	-	129.95	=	-4.87	156	426	212	588
13	12/04/24	125	60	141	200	158	499	679	3501	27	129.67	-	125.08	=	4.58	200	499	260	679
14	12/11/24	129	0				0	0	3501	27	129.67	-	129.67	=	0.00	200	499	260	679
15	12/18/24	129	56	179	120	135	434	602	3935	30	131.17	-	129.67	=	1.50	200	499	260	679
16	01/08/25	131	0				0	0	3935	30	131.17	-	131.17	=	0.00	200	499	260	679
17	01/15/25	131	0				0	0	3935	30	131.17	-	131.17	=	0.00	200	499	260	679
18	01/22/25	131	0				0	0	3935	30	131.17	-	131.17	=	0.00	200	499	260	679
19	01/29/25	131	55	126	130	146	402	567	4337	33	131.42	-	131.17	=	0.26	200	499	260	679
20	02/05/25	131	55	119	136	148	403	568	4740	36	131.67	-	131.42	=	0.24	200	499	260	679
21	02/26/25	131	55	113	145	142	400	565	5140	39	131.79	-	131.67	=	0.13	200	499	260	679
22	03/05/25	131	55	117	129	113	359	524	5499	42	130.93	-	131.79	=	-0.87	200	499	260	679
23	03/12/25	130	56	132	120	116	368	536	5867	45	130.38	-	130.93	=	-0.55	200	499	260	679
24	03/26/25	130	0				0	0	5867	45	130.38	-	130.38	=	0.00	200	499	260	679
25	04/02/25	130	56	143	158	149	450	618	6317	48	131.60	-	130.38	=	1.23	200	499	260	679
26	04/09/25	131	55	114	103	133	350	515	6667	51	130.73	-	131.60	=	-0.88	200	499	260	679
27	04/16/25	130	0				0	0	6667	51	130.73	-	130.73	=	0.00	200	499	260	679
28	04/23/25	130	56	144	156	133	433	601	7100	54	131.48	-	130.73	=	0.76	200	499	260	679
29	04/30/25	131	55	121	122	125	368	533	7468	57	131.02	-	131.48	=	-0.46	200	499	260	679
30	05/07/25	131	55	141	122	127	390	555	7858	60	130.97	-	131.02	=	-0.05	200	499	260	679

End of 2nd split

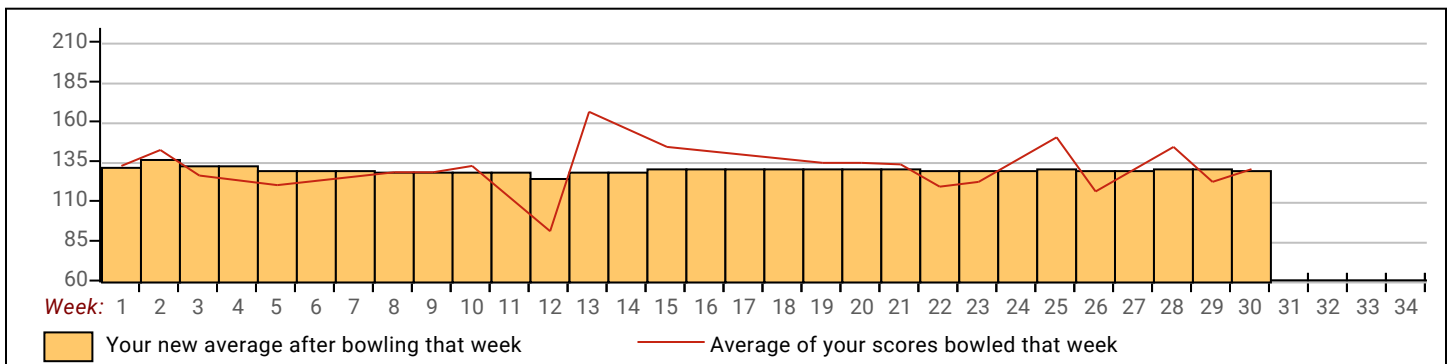
<u><100</u>	<u>100's</u>	<u>125's</u>	<u>150's</u>	<u>175's</u>	<u>200's</u>	<u>225's</u>	<u>250's</u>	<u>275's</u>	<u>300's</u>
2	22	29	5	1	1				
<u><400</u>	<u>400's</u>	<u>450's</u>	<u>500's</u>	<u>550's</u>	<u>600's</u>	<u>650's</u>	<u>700's</u>	<u>750's</u>	<u>800's</u>
12	6	2							

<u>Avg of Game 1</u>	<u>Avg of Game 2</u>	<u>Avg of Game 3</u>
130.45	130.80	131.65

High game of 200 on week 13 High series of 499 on week 13 High average of 137.17 after bowling week 2
 Low game of 72 on week 12 Low series of 273 on week 12 Low average of 125.08 after bowling week 12

High Scores by Game

Game #1: 179 on week 15 Game #2: 200 on week 13 Game #3: 158 on week 13



Randi K. Stucker's Bowling Record - Team 5: Pin Drops

Week No.	Bowling Date	Old Avg	Old HDCP	---Average Change---			Total	HDCP Total	Pins	Gms	New - Old ----> +/-		High Game	High Sers	HDCP Game	HDCP Sers
				-1-	-2-	-3-										
1	09/04/24	0	0				0	0	0	0	- 0.00 = 0.00	0	0			
2	09/11/24	113	69	102	122	116	340	547	340	3	113.33 - 0.00 = 113.33	122	340	191	547	
3	09/18/24	113	69	131	92	178	401	608	741	6	123.50 - 113.33 = 10.17	178	401	247	608	
4	09/25/24	123	61	137	138	99	374	557	1115	9	123.89 - 123.50 = 0.39	178	401	247	608	
5	10/02/24	123	0				0	0	1115	9	123.89 - 123.89 = 0.00	178	401	247	608	
6	10/09/24	123	61	136	106	115	357	540	1472	12	122.67 - 123.89 = -1.22	178	401	247	608	
7	10/16/24	122	62	a112	a112	a112	336	522	1472	12	122.67 - 122.67 = 0.00	178	401	247	608	
8	10/23/24	122	62	137	125	128	390	576	1862	15	124.13 - 122.67 = 1.47	178	401	247	608	
9	10/30/24	124	60	102	114	131	347	527	2209	18	122.72 - 124.13 = -1.41	178	401	247	608	
10	11/06/24	122	0				0	0	2209	18	122.72 - 122.72 = 0.00	178	401	247	608	
11	11/13/24	122	62	138	117	130	385	571	2594	21	123.52 - 122.72 = 0.80	178	401	247	608	
12	11/20/24	123	61	122	155	124	401	584	2995	24	124.79 - 123.52 = 1.27	178	401	247	608	
13	12/04/24	124	60	114	124	103	341	521	3336	27	123.56 - 124.79 = -1.24	178	401	247	608	
14	12/11/24	123	61	a113	a113	a113	339	522	3336	27	123.56 - 123.56 = 0.00	178	401	247	608	
15	12/18/24	123	0				0	0	3336	27	123.56 - 123.56 = 0.00	178	401	247	608	
16	01/08/25	123	61	143	153	141	437	620	3773	30	125.77 - 123.56 = 2.21	178	437	247	620	
17	01/15/25	125	60	97	142	131	370	550	4143	33	125.55 - 125.77 = -0.22	178	437	247	620	
18	01/22/25	125	60	91	174	105	370	550	4513	36	125.36 - 125.55 = -0.18	178	437	247	620	
19	01/29/25	125	60	107	128	115	350	530	4863	39	124.69 - 125.36 = -0.67	178	437	247	620	
20	02/05/25	124	0				0	0	4863	39	124.69 - 124.69 = 0.00	178	437	247	620	
21	02/26/25	124	0				0	0	4863	39	124.69 - 124.69 = 0.00	178	437	247	620	
22	03/05/25	124	60	89	158	112	359	539	5222	42	124.33 - 124.69 = -0.36	178	437	247	620	
23	03/12/25	124	60	115	116	168	399	579	5621	45	124.91 - 124.33 = 0.58	178	437	247	620	
24	03/26/25	124	60	131	84	142	357	537	5978	48	124.54 - 124.91 = -0.37	178	437	247	620	
25	04/02/25	124	60	137	101	135	373	553	6351	51	124.53 - 124.54 = -0.01	178	437	247	620	
26	04/09/25	124	60	124	91	121	336	516	6687	54	123.83 - 124.53 = -0.70	178	437	247	620	
27	04/16/25	123	61	101	122	142	365	548	7052	57	123.72 - 123.83 = -0.11	178	437	247	620	
28	04/23/25	123	0				0	0	7052	57	123.72 - 123.72 = 0.00	178	437	247	620	
29	04/30/25	123	0				0	0	7052	57	123.72 - 123.72 = 0.00	178	437	247	620	
30	05/07/25	123	61				0	0	7052	57	123.72 - 123.72 = 0.00	178	437	247	620	



<u><100</u>	<u>100's</u>	<u>125's</u>	<u>150's</u>	<u>175's</u>	<u>200's</u>	<u>225's</u>	<u>250's</u>	<u>275's</u>	<u>300's</u>
7	24	20	5	1					
<u><400</u>	<u>400's</u>	<u>450's</u>	<u>500's</u>	<u>550's</u>	<u>600's</u>	<u>650's</u>	<u>700's</u>	<u>750's</u>	<u>800's</u>
16	3								

<u>Avg of Game 1</u>	<u>Avg of Game 2</u>	<u>Avg of Game 3</u>
118.63	124.32	128.21

High game of **178** on week **3** High series of **437** on week **16** High average of **125.77** after bowling week **16**
 Low game of **84** on week **24** Low series of **336** on week **26** Low average of **113.33** after bowling week **2**

High Scores by Game

Game #1: **143** on week **16** Game #2: **174** on week **18** Game #3: **178** on week **3**

