

# Newcomers 2024-25

Note: This report includes information through May 7 which is Week 30 of 31

## Team 1: Day Dreamers

Name	Avg HDCP	Pins	Gms	True Average	To Raise Avg +1	High Game	High Sers	HDCP Game	HDCP Sers	Most Improved Avg +/-		
Jen Landanger	144	44	6955	48	144.90	440	213	503	257	638	147	-2.10
Deb Gibbs	129	56	8945	69	129.64	415	188	465	244	633	129	+0.64
Kayla S. Parker	123	61	5538	45	123.07	414	209	440	279	650	120	+3.07
Kristen A. Pavelka	116	67	5239	45	116.42	377	178	431	248	641	111	+5.42

## Team History

Week No.	Bowling Date	Opp. Team	-1-	-2-	-3-	Total	Avg p/gm	Last Wk WON	Last Wk Lost	Points Won	Points Lost	High Game	High Sers	HDCP Game	HDCP Sers
1	09/04/24	2	346	315	373	1034	344	1	3	1	3	373	1034	577	1646
2	09/11/24	6	<b>320</b>	<b>332</b>	<b>351</b>	<b>1003</b>	339	4	0	5	3	373	1034	577	1646
3	09/18/24	3	<b>359</b>	<b>413</b>	412	1184	357	2	2	7	5	413	1184	577	1646
4	09/25/24	4	337	<b>410</b>	322	<b>1069</b>	357	1	3	8	8	413	1184	577	1646
5	10/02/24	5	<b>384</b>	<b>387</b>	421	<b>1192</b>	365	4	0	12	8	421	1192	594	1711
6	10/09/24	6	<b>369</b>	<b>407</b>	<b>364</b>	<b>1140</b>	367	4	0	16	8	421	1192	605	1734
7	10/16/24	2	<b>408</b>	363	319	<b>1090</b>	367	2	2	18	10	421	1192	605	1734
8	10/23/24	4	<b>397</b>	<b>377</b>	399	<b>1173</b>	370	1	3	19	13	421	1192	605	1734
9	10/30/24	5	<b>376</b>	<b>403</b>	<b>405</b>	<b>1184</b>	372	4	0	23	13	421	1192	605	1734
10	11/06/24	3	<b>410</b>	373	<b>427</b>	1210	375	3	1	26	14	427	1210	605	1734
11	11/13/24	2	331	<b>416</b>	364	1111	375	0	4	26	18	427	1210	605	1734
12	11/20/24	6	<b>368</b>	<b>457</b>	<b>418</b>	<b>1243</b>	378	4	0	30	18	457	1243	619	1734
0	11/27/24	2	0	0	0	0	378	0	0	30	18	457	1243	619	1734
13	12/04/24	3	344	321	347	1012	375	0	4	30	22	457	1243	619	1734
14	12/11/24	4	<b>389</b>	<b>429</b>	355	<b>1173</b>	376	3	1	33	23	457	1243	619	1734
15	12/18/24	5	<b>416</b>	<b>435</b>	389	<b>1240</b>	379	1	3	34	26	457	1243	619	1734
0	12/25/24	2	0	0	0	0	379	0	0	34	26	457	1243	619	1734
0	01/01/25	2	0	0	0	0	379	0	0	34	26	457	1243	619	1734

### End of 1st split

16	01/08/25	6	<b>406</b>	347	<b>383</b>	<b>1136</b>	379	3	1	3	1	457	1243	619	1734
17	01/15/25	2	<b>461</b>	363	380	1204	380	2	2	5	3	461	1243	649	1768
18	01/22/25	4	<b>381</b>	351	<b>370</b>	<b>1102</b>	379	1	3	6	6	461	1243	649	1768
19	01/29/25	5	<b>384</b>	<b>385</b>	<b>416</b>	<b>1185</b>	380	4	0	10	6	461	1243	649	1768
20	02/05/25	3	397	<b>388</b>	348	1133	380	3	1	13	7	461	1243	649	1768
21	02/26/25	2	349	387	399	1135	380	0	4	13	11	461	1243	649	1768
22	03/05/25	6	<b>396</b>	<b>369</b>	<b>411</b>	<b>1176</b>	380	4	0	17	11	461	1243	649	1768
23	03/12/25	3	<b>407</b>	<b>428</b>	390	1225	381	3	1	20	12	461	1243	649	1768
24	03/26/25	4	<b>402</b>	<b>446</b>	<b>393</b>	<b>1241</b>	383	4	0	24	12	461	1243	649	1768
25	04/02/25	5	367	356	368	1091	382	0	4	24	16	461	1243	649	1768
26	04/09/25	6	<b>409</b>	<b>376</b>	<b>369</b>	<b>1154</b>	382	4	0	28	16	461	1243	649	1768
27	04/16/25	2	394	348	405	1147	382	0	4	28	20	461	1243	649	1768
28	04/23/25	4	<b>379</b>	<b>397</b>	<b>387</b>	<b>1163</b>	382	3	1	31	21	461	1243	649	1768
29	04/30/25	5	<b>394</b>	365	<b>374</b>	<b>1133</b>	382	3	1	34	22	461	1243	649	1768
30	05/07/25	3	0	0	0	0	382	0	0	34	22	461	1243	649	1768

### End of 2nd split

## Jennifer M. Landanger's Bowling Record - Team 1: Day Dreamers

Week No.	Bowling Date	Old Avg	Old HDCP	Scores			Total	HDCP Total	Pins Gms		---Average Change---		High Game	High Sers	HDCP Game	HDCP Sers
				-1-	-2-	-3-			New	Old	----> +/-					
1	09/04/24	100	80	v100	v100	v100	300	540	0	0	-	0.00 = 0.00	0	0		
2	09/11/24	100	80	v100	v100	v100	300	540	0	0	-	0.00 = 0.00	0	0		
3	09/18/24	157	34	144	191	136	471	573	471	3	157.00	- 0.00 = 157.00	191	471	225	573
4	09/25/24	157	34	118	137	136	391	493	862	6	143.67	- 157.00 = -13.33	191	471	225	573
5	10/02/24	143	45	156	141	206	503	638	1365	9	151.67	- 143.67 = 8.00	206	503	251	638
6	10/09/24	151	0				0	0	1365	9	151.67	- 151.67 = 0.00	206	503	251	638
7	10/16/24	151	39	176	147	113	436	553	1801	12	150.08	- 151.67 = -1.58	206	503	251	638
8	10/23/24	150	40	135	126	148	409	529	2210	15	147.33	- 150.08 = -2.75	206	503	251	638
9	10/30/24	147	42	a137	a137	a137	411	537	2210	15	147.33	- 147.33 = 0.00	206	503	251	638
10	11/06/24	147	42	a137	a137	a137	411	537	2210	15	147.33	- 147.33 = 0.00	206	503	251	638
11	11/13/24	147	42	108	165	132	405	531	2615	18	145.28	- 147.33 = -2.06	206	503	251	638
12	11/20/24	145	44	114	213	145	472	604	3087	21	147.00	- 145.28 = 1.72	213	503	257	638
13	12/04/24	147	42	125	122	140	387	513	3474	24	144.75	- 147.00 = -2.25	213	503	257	638
14	12/11/24	144	44	a134	a134	a134	402	534	3474	24	144.75	- 144.75 = 0.00	213	503	257	638
15	12/18/24	144	44	159	164	149	472	604	3946	27	146.15	- 144.75 = 1.40	213	503	257	638
16	01/08/25	146	43	166	116	154	436	565	4382	30	146.07	- 146.15 = -0.08	213	503	257	638
17	01/15/25	146	0				0	0	4382	30	146.07	- 146.07 = 0.00	213	503	257	638
18	01/22/25	146	43	a136	a136	a136	408	537	4382	30	146.07	- 146.07 = 0.00	213	503	257	638
19	01/29/25	146	43	a136	a136	a136	408	537	4382	30	146.07	- 146.07 = 0.00	213	503	257	638
20	02/05/25	146	43	a136	a136	a136	408	537	4382	30	146.07	- 146.07 = 0.00	213	503	257	638
21	02/26/25	146	43	142	113	156	411	540	4793	33	145.24	- 146.07 = -0.82	213	503	257	638
22	03/05/25	145	44	130	149	149	428	560	5221	36	145.03	- 145.24 = -0.21	213	503	257	638
23	03/12/25	145	44	160	150	154	464	596	5685	39	145.77	- 145.03 = 0.74	213	503	257	638
24	03/26/25	145	44	168	155	148	471	603	6156	42	146.57	- 145.77 = 0.80	213	503	257	638
25	04/02/25	146	43	a136	a136	a136	408	537	6156	42	146.57	- 146.57 = 0.00	213	503	257	638
26	04/09/25	146	43	a136	a136	a136	408	537	6156	42	146.57	- 146.57 = 0.00	213	503	257	638
27	04/16/25	146	43	128	120	148	396	525	6552	45	145.60	- 146.57 = -0.97	213	503	257	638
28	04/23/25	145	44	126	161	116	403	535	6955	48	144.90	- 145.60 = -0.70	213	503	257	638
29	04/30/25	144	44	a134	a134	a134	402	534	6955	48	144.90	- 144.90 = 0.00	213	503	257	638
30	05/07/25	144	44				0	0	6955	48	144.90	- 144.90 = 0.00	213	503	257	638

**End of 2nd split**



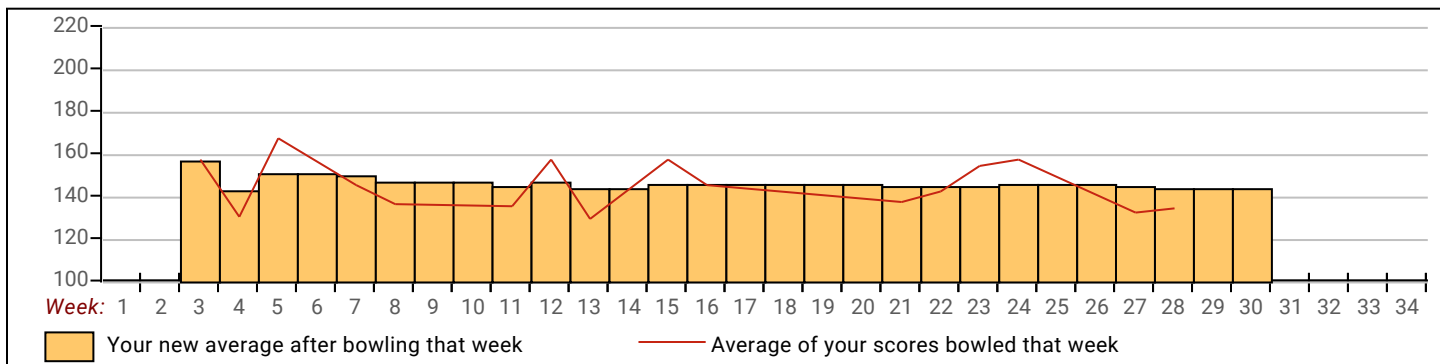
<u>&lt;100</u>	<u>100's</u>	<u>125's</u>	<u>150's</u>	<u>175's</u>	<u>200's</u>	<u>225's</u>	<u>250's</u>	<u>275's</u>	<u>300's</u>
	9	22	13	2	2				
<u>&lt;400</u>	<u>400's</u>	<u>450's</u>	<u>500's</u>	<u>550's</u>	<u>600's</u>	<u>650's</u>	<u>700's</u>	<u>750's</u>	<u>800's</u>
3	7	5	1						

<u>Avg of Game 1</u>	<u>Avg of Game 2</u>	<u>Avg of Game 3</u>
140.94	148.13	145.63

High game of **213** on week **12**      High series of **503** on week **5**      High average of **157.00** after bowling week **3**  
 Low game of **108** on week **11**      Low series of **387** on week **13**      Low average of **143.67** after bowling week **4**

**High Scores by Game**

Game #1: **176** on week **7**    Game #2: **213** on week **12**    Game #3: **206** on week **5**



# Newcomers 2024-25

## Debra J. Gibbs's Bowling Record - Team 1: Day Dreamers

Week No.	Bowling Date	Old Avg	Old HDCP	---Average Change---			Total	HDCP Total	Pins	Gms	New	Old	+/-	=	High Game	High Sers	HDCP Game	HDCP Sers	
				-1-	-2-	-3-													
1	09/04/24	130	56	148	121	122	391	559	391	3	130.33	-	0.00	=	130.33	148	391	204	559
2	09/11/24	130	0				0	0	391	3	130.33	-	130.33	=	0.00	148	391	204	559
3	09/18/24	130	56	94	121	128	343	511	734	6	122.33	-	130.33	=	-8.00	148	391	204	559
4	09/25/24	122	62	113	175	113	401	587	1135	9	126.11	-	122.33	=	3.78	175	401	237	587
5	10/02/24	126	59	125	143	112	380	557	1515	12	126.25	-	126.11	=	0.14	175	401	237	587
6	10/09/24	126	59	154	104	104	362	539	1877	15	125.13	-	126.25	=	-1.12	175	401	237	587
7	10/16/24	125	0				0	0	1877	15	125.13	-	125.13	=	0.00	175	401	237	587
8	10/23/24	125	60	149	138	138	425	605	2302	18	127.89	-	125.13	=	2.76	175	425	237	605
9	10/30/24	127	58	124	137	158	419	593	2721	21	129.57	-	127.89	=	1.68	175	425	237	605
10	11/06/24	129	56	126	142	133	401	569	3122	24	130.08	-	129.57	=	0.51	175	425	237	605
11	11/13/24	130	56	116	152	143	411	579	3533	27	130.85	-	130.08	=	0.77	175	425	237	605
12	11/20/24	130	56	120	123	138	381	549	3914	30	130.47	-	130.85	=	-0.39	175	425	237	605
13	12/04/24	130	0				0	0	3914	30	130.47	-	130.47	=	0.00	175	425	237	605
14	12/11/24	130	0				0	0	3914	30	130.47	-	130.47	=	0.00	175	425	237	605
15	12/18/24	130	56	144	158	127	429	597	4343	33	131.61	-	130.47	=	1.14	175	429	237	605
16	01/08/25	131	55	127	118	116	361	526	4704	36	130.67	-	131.61	=	-0.94	175	429	237	605
17	01/15/25	130	56	188	124	153	465	633	5169	39	132.54	-	130.67	=	1.87	188	465	244	633
18	01/22/25	132	54	130	101	106	337	499	5506	42	131.10	-	132.54	=	-1.44	188	465	244	633
19	01/29/25	131	55	143	144	141	428	593	5934	45	131.87	-	131.10	=	0.77	188	465	244	633
20	02/05/25	131	0				0	0	5934	45	131.87	-	131.87	=	0.00	188	465	244	633
21	02/26/25	131	55	115	135	123	373	538	6307	48	131.40	-	131.87	=	-0.47	188	465	244	633
22	03/05/25	131	55	153	107	149	409	574	6716	51	131.69	-	131.40	=	0.29	188	465	244	633
23	03/12/25	131	55	103	129	126	358	523	7074	54	131.00	-	131.69	=	-0.69	188	465	244	633
24	03/26/25	131	0				0	0	7074	54	131.00	-	131.00	=	0.00	188	465	244	633
25	04/02/25	131	55	118	117	117	352	517	7426	57	130.28	-	131.00	=	-0.72	188	465	244	633
26	04/09/25	130	56	146	89	120	355	523	7781	60	129.68	-	130.28	=	-0.60	188	465	244	633
27	04/16/25	129	56	154	116	145	415	583	8196	63	130.10	-	129.68	=	0.41	188	465	244	633
28	04/23/25	130	56	139	128	120	387	555	8583	66	130.05	-	130.10	=	-0.05	188	465	244	633
29	04/30/25	130	56	117	105	140	362	530	8945	69	129.64	-	130.05	=	-0.41	188	465	244	633
30	05/07/25	129	56				0	0	8945	69	129.64	-	129.64	=	0.00	188	465	244	633

End of 2nd split

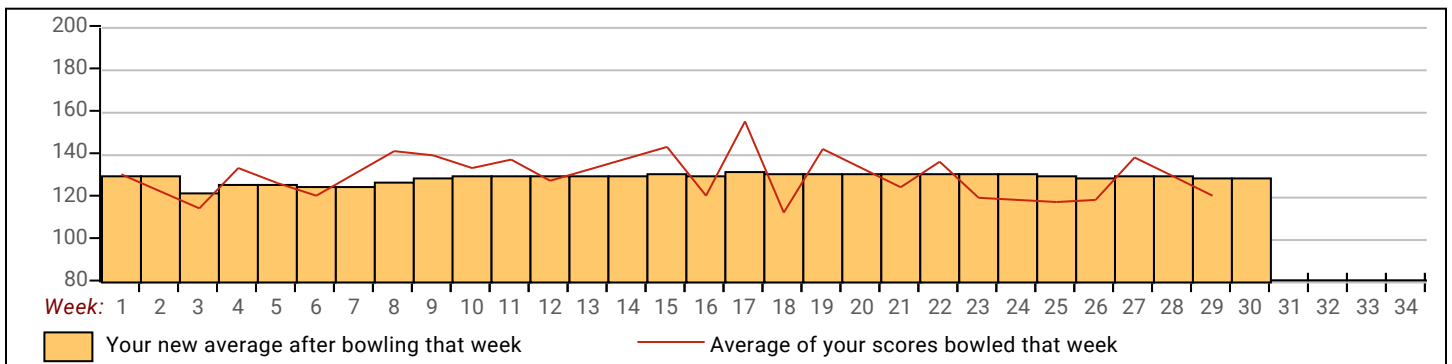
<u>&lt;100</u>	<u>100's</u>	<u>125's</u>	<u>150's</u>	<u>175's</u>	<u>200's</u>	<u>225's</u>	<u>250's</u>	<u>275's</u>	<u>300's</u>
2	29	29	7	2					
<u>&lt;400</u>	<u>400's</u>	<u>450's</u>	<u>500's</u>	<u>550's</u>	<u>600's</u>	<u>650's</u>	<u>700's</u>	<u>750's</u>	<u>800's</u>
13	9	1							

<u>Avg of Game 1</u>	<u>Avg of Game 2</u>	<u>Avg of Game 3</u>
132.43	127.26	129.22

High game of 188 on week 17 High series of 465 on week 17 High average of 132.54 after bowling week 17  
 Low game of 89 on week 26 Low series of 337 on week 18 Low average of 122.33 after bowling week 3

### High Scores by Game

Game #1: 188 on week 17 Game #2: 175 on week 4 Game #3: 158 on week 9



## Kayla S. Parker's Bowling Record - Team 1: Day Dreamers

Week No.	Bowling Date	Old Avg	Old HDCP	---Average Change---			Total	HDCP Total	Pins	Gms	New	Old	+/-	High Game	High Sers	HDCP Game	HDCP Sers		
1	09/04/24	114	68	98	94	151	343	547	343	3	114.33	-	0.00	=	114.33	151	343	219	547
2	09/11/24	114	68	118	113	101	332	536	675	6	112.50	-	114.33	=	-1.83	151	343	219	547
3	09/18/24	112	0				0	0	675	6	112.50	-	112.50	=	0.00	151	343	219	547
4	09/25/24	112	0				0	0	675	6	112.50	-	112.50	=	0.00	151	343	219	547
5	10/02/24	112	0				0	0	675	6	112.50	-	112.50	=	0.00	151	343	219	547
6	10/09/24	112	70	102	209	129	440	650	1115	9	123.89	-	112.50	=	11.39	209	440	279	650
7	10/16/24	123	61	133	116	117	366	549	1481	12	123.42	-	123.89	=	-0.47	209	440	279	650
8	10/23/24	123	61	a113	a113	a113	339	522	1481	12	123.42	-	123.42	=	0.00	209	440	279	650
9	10/30/24	123	61	115	129	110	354	537	1835	15	122.33	-	123.42	=	-1.08	209	440	279	650
10	11/06/24	122	0				0	0	1835	15	122.33	-	122.33	=	0.00	209	440	279	650
11	11/13/24	122	0				0	0	1835	15	122.33	-	122.33	=	0.00	209	440	279	650
12	11/20/24	122	62	134	121	135	390	576	2225	18	123.61	-	122.33	=	1.28	209	440	279	650
13	12/04/24	123	61	122	99	91	312	495	2537	21	120.81	-	123.61	=	-2.80	209	440	279	650
14	12/11/24	120	64	126	175	121	422	614	2959	24	123.29	-	120.81	=	2.48	209	440	279	650
15	12/18/24	123	61	a113	a113	a113	339	522	2959	24	123.29	-	123.29	=	0.00	209	440	279	650
16	01/08/25	123	61	a113	a113	a113	339	522	2959	24	123.29	-	123.29	=	0.00	209	440	279	650
17	01/15/25	123	61	116	110	113	339	522	3298	27	122.15	-	123.29	=	-1.14	209	440	279	650
18	01/22/25	122	0				0	0	3298	27	122.15	-	122.15	=	0.00	209	440	279	650
19	01/29/25	122	62	105	105	139	349	535	3647	30	121.57	-	122.15	=	-0.58	209	440	279	650
20	02/05/25	121	63	160	140	133	433	622	4080	33	123.64	-	121.57	=	2.07	209	440	279	650
21	02/26/25	123	61	92	139	120	351	534	4431	36	123.08	-	123.64	=	-0.55	209	440	279	650
22	03/05/25	123	61	a113	a113	a113	339	522	4431	36	123.08	-	123.08	=	0.00	209	440	279	650
23	03/12/25	123	61	144	149	110	403	586	4834	39	123.95	-	123.08	=	0.87	209	440	279	650
24	03/26/25	123	61	a113	a113	a113	339	522	4834	39	123.95	-	123.95	=	0.00	209	440	279	650
25	04/02/25	123	61	113	103	115	331	514	5165	42	122.98	-	123.95	=	-0.97	209	440	279	650
26	04/09/25	122	0				0	0	5165	42	122.98	-	122.98	=	0.00	209	440	279	650
27	04/16/25	122	62	a112	a112	a112	336	522	5165	42	122.98	-	122.98	=	0.00	209	440	279	650
28	04/23/25	122	62	114	108	151	373	559	5538	45	123.07	-	122.98	=	0.09	209	440	279	650
29	04/30/25	123	0				0	0	5538	45	123.07	-	123.07	=	0.00	209	440	279	650
30	05/07/25	123	61				0	0	5538	45	123.07	-	123.07	=	0.00	209	440	279	650

End of 2nd split

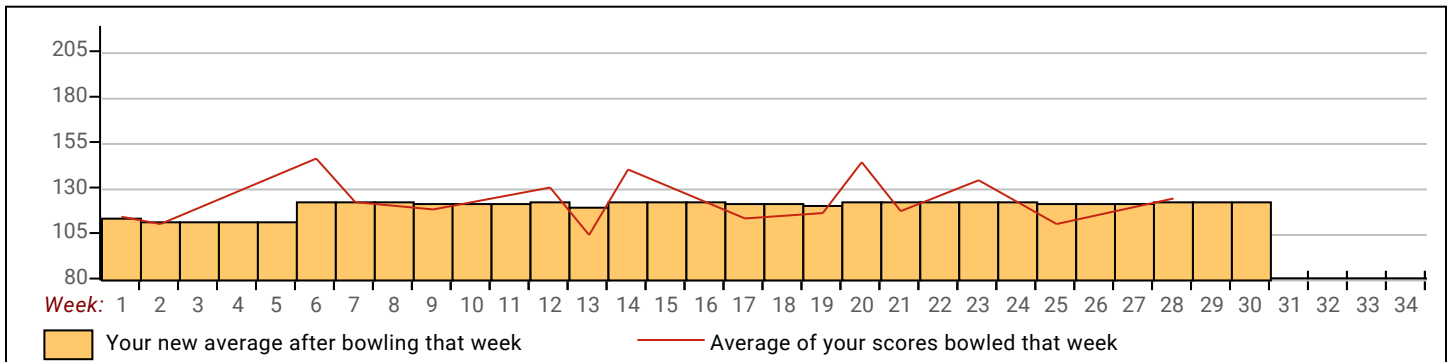
<u>&lt;100</u>	<u>100's</u>	<u>125's</u>	<u>150's</u>	<u>175's</u>	<u>200's</u>	<u>225's</u>	<u>250's</u>	<u>275's</u>	<u>300's</u>
5	23	12	3	1	1				
<u>&lt;400</u>	<u>400's</u>	<u>450's</u>	<u>500's</u>	<u>550's</u>	<u>600's</u>	<u>650's</u>	<u>700's</u>	<u>750's</u>	<u>800's</u>
11	4								

Avg of Game 1      Avg of Game 2      Avg of Game 3  
 119.47                      127.33                      122.40

High game of 209 on week 6      High series of 440 on week 6      High average of 123.95 after bowling week 23  
 Low game of 91 on week 13      Low series of 312 on week 13      Low average of 112.50 after bowling week 2

High Scores by Game

Game #1: 160 on week 20    Game #2: 209 on week 6    Game #3: 151 on week 1



## Kristen A. Pavelka's Bowling Record - Team 1: Day Dreamers

Week No.	Bowling Date	Old Avg	Old HDCP	---Average Change---				HDCP Total	Pins	Gms	New	Old	+/-	High Game	High Sers	HDCP Game	HDCP Sers
				-1-	-2-	-3-	Total										
1	09/04/24	0	0				0	0	0	0	0.00	= 0.00	0	0			
2	09/11/24	123	61	102	119	150	371	554	371	3	123.67	- 0.00	= 123.67	150	371	211	554
3	09/18/24	123	61	121	101	148	370	553	741	6	123.50	- 123.67	= -0.17	150	371	211	554
4	09/25/24	123	61	106	98	73	277	460	1018	9	113.11	- 123.50	= -10.39	150	371	211	554
5	10/02/24	113	69	a103	a103	a103	309	516	1018	9	113.11	- 113.11	= 0.00	150	371	211	554
6	10/09/24	113	69	113	94	131	338	545	1356	12	113.00	- 113.11	= -0.11	150	371	211	554
7	10/16/24	113	69	99	100	89	288	495	1644	15	109.60	- 113.00	= -3.40	150	371	211	554
8	10/23/24	109	0				0	0	1644	15	109.60	- 109.60	= 0.00	150	371	211	554
9	10/30/24	109	0				0	0	1644	15	109.60	- 109.60	= 0.00	150	371	211	554
10	11/06/24	109	72	147	94	157	398	614	2042	18	113.44	- 109.60	= 3.84	157	398	229	614
11	11/13/24	113	69	107	99	89	295	502	2337	21	111.29	- 113.44	= -2.16	157	398	229	614
12	11/20/24	111	0				0	0	2337	21	111.29	- 111.29	= 0.00	157	398	229	614
13	12/04/24	111	71	97	100	116	313	526	2650	24	110.42	- 111.29	= -0.87	157	398	229	614
14	12/11/24	110	72	129	120	100	349	565	2999	27	111.07	- 110.42	= 0.66	157	398	229	614
15	12/18/24	111	0				0	0	2999	27	111.07	- 111.07	= 0.00	157	398	229	614
16	01/08/25	111	0				0	0	2999	27	111.07	- 111.07	= 0.00	157	398	229	614
17	01/15/25	111	71	157	129	114	400	613	3399	30	113.30	- 111.07	= 2.23	157	400	229	614
18	01/22/25	113	69	115	114	128	357	564	3756	33	113.82	- 113.30	= 0.52	157	400	229	614
19	01/29/25	113	0				0	0	3756	33	113.82	- 113.82	= 0.00	157	400	229	614
20	02/05/25	113	69	101	112	79	292	499	4048	36	112.44	- 113.82	= -1.37	157	400	229	614
21	02/26/25	112	0				0	0	4048	36	112.44	- 112.44	= 0.00	157	400	229	614
22	03/05/25	112	0				0	0	4048	36	112.44	- 112.44	= 0.00	157	400	229	614
23	03/12/25	112	0				0	0	4048	36	112.44	- 112.44	= 0.00	157	400	229	614
24	03/26/25	112	70	121	178	132	431	641	4479	39	114.85	- 112.44	= 2.40	178	431	248	641
25	04/02/25	114	0				0	0	4479	39	114.85	- 114.85	= 0.00	178	431	248	641
26	04/09/25	114	68	127	151	113	391	595	4870	42	115.95	- 114.85	= 1.11	178	431	248	641
27	04/16/25	115	0				0	0	4870	42	115.95	- 115.95	= 0.00	178	431	248	641
28	04/23/25	115	0				0	0	4870	42	115.95	- 115.95	= 0.00	178	431	248	641
29	04/30/25	115	68	143	126	100	369	573	5239	45	116.42	- 115.95	= 0.47	178	431	248	641
30	05/07/25	116	67				0	0	5239	45	116.42	- 116.42	= 0.00	178	431	248	641

End of 2nd split

<u>&lt;100</u>	<u>100's</u>	<u>125's</u>	<u>150's</u>	<u>175's</u>	<u>200's</u>	<u>225's</u>	<u>250's</u>	<u>275's</u>	<u>300's</u>
10	20	10	4	1					
<u>&lt;400</u>	<u>400's</u>	<u>450's</u>	<u>500's</u>	<u>550's</u>	<u>600's</u>	<u>650's</u>	<u>700's</u>	<u>750's</u>	<u>800's</u>
13	2								

Avg of Game 1      Avg of Game 2      Avg of Game 3  
 119.00                      115.67                      114.60

High game of 178 on week 24      High series of 431 on week 24      High average of 123.67 after bowling week 2  
 Low game of 73 on week 4      Low series of 277 on week 4      Low average of 109.60 after bowling week 7

High Scores by Game

Game #1: 157 on week 17    Game #2: 178 on week 24    Game #3: 157 on week 10

