

# Hot Shots 2024-25

Tuesday 6:30 pm

## Big Apple Fun Center

Lanes 11 - 22

President: Robbie Samuelson (308)238-3529  
 Secretary/Treasurer: Kim Hodges (308)293-7824

### Team Standings

Place	#	Team Name	Points Won	Points Lost	%Won	Pins + HDCP	Scratch Pins	Avg p/gm	High Game	High Sers	HDCP Game	HDCP Sers
1	11	The Invincibowlz	12	0	100.0	7538	5033	559	628	1755	918	2611
2	1	Rhyker Goes First	31	1	96.9	57780	40029	580	762	2126	1004	2822
3	9	The Strikerz	25	3	89.3	17257	7198	342	400	1100	868	2537
4	3	Team 3	20	12	62.5	56610	29901	433	528	1452	894	2550
5	6	Team 6	19½	12½	60.9	53685	12948	196	280	785	861	2516
6	8	IDK	16½	15½	51.6	55496	34593	501	592	1708	883	2581
7	5	Ebowla	14	18	43.8	50690	29399	466	635	1585	893	2517
8	4	Team 4	14	18	43.8	43536	25092	464	756	1978	1000	2671
9	7	Bearcats	12	20	37.5	55282	33217	481	607	1553	928	2530
10	10	The Ball Busterz	1	11	8.3	7068	4902	544	646	1705	879	2404
11	2	Arigoes	0	32		19370	6608	275	374	955	887	2494
12	12	Bye Team	3	25		0	0		0	0	0	0

\*\* Teams appear out of order because standings are determined by percentage of wins to losses, NOT total points

### Review of Last Week's Bowling.....

Lanes	Team Name	HDCP -1-	HDCP -2-	HDCP -3-	HDCP Total	Last Wk WON	Team Name	HDCP -1-	HDCP -2-	HDCP -3-	HDCP Total	Last Wk WON
11-12	The Invincibowlz	864	783	873	2520	4	<---> Bye Team	0	0	0	0	0
13-14	Ebowla	778	734	736	2248	0	<---> Team 6	821	819	812	2452	4
15-16	The Strikerz	821	862	803	2486	3	<---> The Ball Busterz	778	794	823	2395	1
17-18	Rhyker Goes First	892	854	862	2608	4	<---> Arigoes	0	0	0	0	0
19-20	Team 3	804	844	822	2470	3	<---> Team 4	769	830	829	2428	1
21-22	Bearcats	773	779	810	2362	0	<---> IDK	776	798	821	2395	4

### Lane Assignments

	11-12	13-14	15-16	17-18	19-20	21-22
Wk24 03/11	10- 8	12- 3	1- 7	4- 5	6- 2	9- 11
Wk25 03/18	6- 7	11- 4	8- 2	9- 3	1- 10	5- 12
Wk26 03/25	1- 3	9- 2	11- 6	7- 12	5- 8	10- 4

### Last Week's Top Scores

	Team Scratch Game	Team Scratch Series	Team Handicap Game	Team Handicap Series
666	Rhyker Goes First	1930 Rhyker Goes First	892 Rhyker Goes First	2608 Rhyker Goes First
618	The Invincibowlz	1755 The Invincibowlz	873 The Invincibowlz	2520 The Invincibowlz
598	Team 4	1732 Team 4	862 The Strikerz	2486 The Strikerz
567	The Ball Busterz	1627 The Ball Busterz	844 Team 3	2470 Team 3
538	IDK	1546 IDK	830 Team 4	2452 Team 4
512	Bearcats	1468 Bearcats	823 The Ball Busterz	2428 Team 4
498	Ebowla	1408 Ebowla	821 Team 6	2395 IDK
482	Team 3	1384 Team 3	821 IDK	2395 The Ball Busterz
400	The Strikerz	1100 The Strikerz	810 Bearcats	2362 Bearcats
210	Team 6	619 Team 6	778 Ebowla	2248 Ebowla
	Scratch Game	Scratch Series	Handicap Game	Handicap Series
<b>Men</b>	169 Gavin Bishop	478 Gavin Bishop	205 Gavin Bishop	586 Gavin Bishop
<b>Women</b>	158 Keira Walburn	406 Keira Walburn	221 Keira Walburn	595 Keira Walburn
	125 Kameron Ford	357 Kameron Ford	195 Kameron Ford	567 Kameron Ford
<b>Boys</b>	243 Weston Sklenar	653 Weston Sklenar	271 Gage Holoubeck	751 Gage Holoubeck
	216 Fulton Moyer	634 Fulton Moyer	268 Weston Sklenar	728 Weston Sklenar
	202 Gavin Dickey	546 Gavin Dickey	247 Fulton Moyer	727 Fulton Moyer
	179 Gage Holoubeck	475 Gage Holoubeck	245 Rhyker Dalland	695 Rhyker Dalland
	175 Riley Olson	454 Riley Olson	244 Trevin Graham	652 Hunter Cool

**Last Week's Top Scores - Continued**

<b>Girls</b>	171 Mally Stubbs	382 Kaylee Bowman	269 Mally Stubbs	673 Mally Stubbs
	144 Kaylee Bowman	379 Mally Stubbs	220 Emma Stickney	611 Emma Stickney
	126 Bella Yendra	345 Bella Yendra	215 Kaylee Bowman	605 Arabella McKenzie
	116 Emma Stickney	299 Emma Stickney	206 Bella Yendra	597 Rozalyn Warrington
	82 Rozalyn Warrington	234 Rozalyn Warrington	205 Arabella McKenzie	595 Kaylee Bowman

**Season High Scores**

	<b>Team Scratch Game</b>	<b>Team Scratch Series</b>	<b>Team Handicap Game</b>	<b>Team Handicap Series</b>
	762 Rhyker Goes First	2126 Rhyker Goes First	1004 Rhyker Goes First	2822 Rhyker Goes First
	756 Team 4	1978 Team 4	1000 Team 4	2671 Team 4
	646 The Ball Busterz	1755 The Invincibowlz	928 Bearcats	2611 The Invincibowlz
	635 Ebowla	1708 IDK	918 The Invincibowlz	2581 IDK
	628 The Invincibowlz	1705 The Ball Busterz	894 Team 3	2550 Team 3
	607 Bearcats	1585 Ebowla	893 Ebowla	2537 The Strikerz
	592 IDK	1553 Bearcats	887 Arigoes	2530 Bearcats
	528 Team 3	1452 Team 3	883 IDK	2517 Ebowla
	400 The Strikerz	1100 The Strikerz	879 The Ball Busterz	2516 Team 6
	374 Arigoes	955 Arigoes	868 The Strikerz	2494 Arigoes
	280 Team 6	785 Team 6	861 Team 6	2404 The Ball Busterz

	<b>Scratch Game</b>	<b>Scratch Series</b>	<b>Handicap Game</b>	<b>Handicap Series</b>
<b>Men</b>	213 Drey Sanchez	557 Gavin Bishop	259 Gavin Bishop	731 Gavin Bishop
	201 Gavin Bishop	533 Drey Sanchez	256 Drey Sanchez	644 Drey Sanchez
	165 Nicolae Sikes	473 Nicolae Sikes	208 Nicolae Sikes	602 Nicolae Sikes
<b>Women</b>	191 Kameron Ford	502 Keira Walburn	269 Kameron Ford	721 Kameron Ford
	184 Madison Whitney	487 Kameron Ford	252 Madison Whitney	697 Keira Walburn
	174 Keira Walburn	473 Madison Whitney	239 Keira Walburn	677 Madison Whitney
	140 Alyssa Kloucek	400 Alyssa Kloucek	207 Alyssa Kloucek	601 Alyssa Kloucek
<b>Boys</b>	290 Weston Sklenar	658 Weston Sklenar	334 Fulton Moyer	776 Fulton Moyer
	288 Fulton Moyer	638 Fulton Moyer	320 Weston Sklenar	761 Riley Olson
	235 Gavin Dickey	577 Landon Kidd	279 Riley Olson	751 Gage Holoubeck
	225 Henry Olson	546 Gavin Dickey	275 Hunter Rewinkel	739 Weston Sklenar
	209 Tyler Hodges	532 Tyler Hodges	273 Eoghan O'Connor	734 Rhyker Dalland
<b>Girls</b>	191 Amanda Hodges	517 Amanda Hodges	269 Mally Stubbs	729 Bella Yendra
	171 Mally Stubbs	471 Bella Yendra	257 Arabella McKenzie	709 Amanda Hodges
	168 Bella Yendra	412 Kaylee Bowman	255 Amanda Hodges	681 Wrenleigh Altwine
	159 Liz Grupe	379 Mally Stubbs	252 Bella Yendra	673 Mally Stubbs
	157 Kaylee Bowman	354 Liz Grupe	250 Liz Grupe	666 Rozalyn Warrington

**Team Rosters**

**1 - Rhyker Goes First**

<u>Name</u>	<u>Avg</u>	<u>HDCP</u>	<u>Pins</u>	<u>Gms</u>	<u>High Game</u>	<u>High Sers</u>	<u>HDCP Game</u>	<u>HDCP Sers</u>	<u>0's</u>	<u>100's</u>	<u>200's</u>	<u>0's</u>	<u>400's</u>	<u>500's</u>
Rhyker Dalland	121	79	8367	69	188	488	270	734	16	53	--	18	5	--
Bella Yendra	120	80	8295	69	168	471	252	729	15	54	--	16	7	--
Landon C. Kidd	160	40	9170	57	204	577	247	706	--	55	2	1	12	6
Weston R. Sklenar	177	23	12268	69	290	658	320	739	1	51	17	1	6	16

**2 - Arigoes**

<u>Name</u>	<u>Avg</u>	<u>HDCP</u>	<u>Pins</u>	<u>Gms</u>	<u>High Game</u>	<u>High Sers</u>	<u>HDCP Game</u>	<u>HDCP Sers</u>	<u>0's</u>	<u>100's</u>	<u>200's</u>	<u>0's</u>	<u>400's</u>	<u>500's</u>
Kadin M. Nielsen	60	140	1463	24	109	243	267	717	22	1	--	7	--	--
Paeson E. Koros	54	146	1302	24	88	215	241	674	23	--	--	7	--	--
Landon A. Isackson	79	121	1677	21	114	300	238	672	18	3	--	6	--	--
Vacant	120	80	0	0	0	0			--	--	--	--	--	--

**3 - Team 3**

<u>Name</u>	<u>Avg</u>	<u>HDCP</u>	<u>Pins</u>	<u>Gms</u>	<u>High Game</u>	<u>High Sers</u>	<u>HDCP Game</u>	<u>HDCP Sers</u>	<u>0's</u>	<u>100's</u>	<u>200's</u>	<u>0's</u>	<u>400's</u>	<u>500's</u>
Bennett C. Nikkila	129	71	6604	51	184	481	257	700	6	45	--	12	5	--
Hunter D. Rewinkel	96	104	6684	69	161	368	275	692	41	28	--	22	--	--
Henry S. Nikkila	117	83	4935	42	158	420	244	681	9	33	--	12	2	--
Samuel J. Nikkila	96	104	1163	12	122	327	227	642	8	4	--	4	--	--

**Hot Shots 2024-25**

**4 - Team 4**

<u>Name</u>	<u>Avg</u>	<u>HDCP</u>	<u>Pins</u>	<u>Gms</u>	<u>High Game</u>	<u>High Sers</u>	<u>HDCP Game</u>	<u>HDCP Sers</u>	<u>0's</u>	<u>100's</u>	<u>200's</u>	<u>0's</u>	<u>400's</u>	<u>500's</u>
Mason J. Tripe	79	121	237	3	104	237	225	600	2	1	--	1	--	--
Fulton F. Moyer	173	27	4691	27	288	638	334	776	--	20	7	--	5	4
Gavin Bishop	162	38	1462	9	201	557	259	731	--	8	1	--	2	1
Tyler J. Hodges	153	47	3673	24	209	532	257	676	1	22	1	2	4	2

**5 - Ebowla**

<u>Name</u>	<u>Avg</u>	<u>HDCP</u>	<u>Pins</u>	<u>Gms</u>	<u>High Game</u>	<u>High Sers</u>	<u>HDCP Game</u>	<u>HDCP Sers</u>	<u>0's</u>	<u>100's</u>	<u>200's</u>	<u>0's</u>	<u>400's</u>	<u>500's</u>
Eoghan M. O'Connor	82	118	4122	50	146	337	273	718	36	12	--	15	--	--
Samuel L. Snodgrass	108	92	979	9	159	380	233	602	3	6	--	3	--	--
Drey A. Sanchez	159	41	7168	45	213	533	256	644	--	44	1	--	10	5
Henry K. Olson	153	47	1382	9	225	524	251	602	--	8	1	--	2	1

**6 - Team 6**

<u>Name</u>	<u>Avg</u>	<u>HDCP</u>	<u>Pins</u>	<u>Gms</u>	<u>High Game</u>	<u>High Sers</u>	<u>HDCP Game</u>	<u>HDCP Sers</u>	<u>0's</u>	<u>100's</u>	<u>200's</u>	<u>0's</u>	<u>400's</u>	<u>500's</u>
Case I. Cool	35	165	106	3	44	106	209	601	3	--	--	1	--	--
Hunter I. Cool	28	172	1702	60	67	152	241	674	60	--	--	20	--	--
Wrenleigh A. Altwine	45	155	2364	52	77	197	240	681	52	--	--	17	--	--
Vacant	120	80	0	0	0	0			--	--	--	--	--	--

**7 - Bearcats**

<u>Name</u>	<u>Avg</u>	<u>HDCP</u>	<u>Pins</u>	<u>Gms</u>	<u>High Game</u>	<u>High Sers</u>	<u>HDCP Game</u>	<u>HDCP Sers</u>	<u>0's</u>	<u>100's</u>	<u>200's</u>	<u>0's</u>	<u>400's</u>	<u>500's</u>
Madison L. Whitney	134	66	5646	42	184	473	252	677	2	40	--	7	7	--
Kameron E. Ford	129	71	5848	45	191	487	269	721	3	42	--	8	7	--
Parker W. Roland	109	91	6546	60	157	390	250	666	21	39	--	20	--	--
Kaylee J. Bowman	128	72	1157	9	157	412	236	649	--	9	--	2	1	--

**8 - IDK**

<u>Name</u>	<u>Avg</u>	<u>HDCP</u>	<u>Pins</u>	<u>Gms</u>	<u>High Game</u>	<u>High Sers</u>	<u>HDCP Game</u>	<u>HDCP Sers</u>	<u>0's</u>	<u>100's</u>	<u>200's</u>	<u>0's</u>	<u>400's</u>	<u>500's</u>
Amanda R. Hodges	143	57	4006	28	191	517	255	709	1	27	--	3	3	1
Livy Bailey	104	96	1146	11	140	333	239	630	5	6	--	3	--	--
Keira R. Walburn	137	63	9505	69	174	502	239	697	--	69	--	9	13	1
Alyssa M. Kloucek	133	67	400	3	140	400	207	601	--	3	--	--	1	--

**9 - The Strikerz**

<u>Name</u>	<u>Avg</u>	<u>HDCP</u>	<u>Pins</u>	<u>Gms</u>	<u>High Game</u>	<u>High Sers</u>	<u>HDCP Game</u>	<u>HDCP Sers</u>	<u>0's</u>	<u>100's</u>	<u>200's</u>	<u>0's</u>	<u>400's</u>	<u>500's</u>
Mallory G. Stubbs	105	95	2223	21	171	379	269	673	10	11	--	7	--	--
Rozalyn G. Warrington	79	121	1660	21	113	279	238	666	18	3	--	7	--	--
Emma G. Stickney	96	104	2028	21	123	320	235	647	12	9	--	7	--	--
Arabella H. McKenzie	61	139	1287	21	115	222	257	652	20	1	--	7	--	--

**10 - The Ball Busterz**

<u>Name</u>	<u>Avg</u>	<u>HDCP</u>	<u>Pins</u>	<u>Gms</u>	<u>High Game</u>	<u>High Sers</u>	<u>HDCP Game</u>	<u>HDCP Sers</u>	<u>0's</u>	<u>100's</u>	<u>200's</u>	<u>0's</u>	<u>400's</u>	<u>500's</u>
Kellen R. Mauler	150	50	1350	9	176	462	222	600	--	9	--	--	3	--
Gavin L. Gibreal	93	107	840	9	130	323	223	602	6	3	--	3	--	--
Trevin J. Graham	129	71	1167	9	170	409	244	631	--	9	--	2	1	--
Gavin W. Dickey	171	29	1545	9	235	546	254	648	--	7	2	--	1	2

**11 - The Invincibowlz**

<u>Name</u>	<u>Avg</u>	<u>HDCP</u>	<u>Pins</u>	<u>Gms</u>	<u>High Game</u>	<u>High Sers</u>	<u>HDCP Game</u>	<u>HDCP Sers</u>	<u>0's</u>	<u>100's</u>	<u>200's</u>	<u>0's</u>	<u>400's</u>	<u>500's</u>
Gage A. Holoubeck	112	88	4396	39	179	475	271	751	16	23	--	12	1	--
Riley S. Olson	150	50	1354	9	202	530	279	761	--	8	1	1	1	1
Will Rodehorst	139	61	1254	9	171	446	237	644	1	8	--	--	3	--
Jake D. Stubbs	144	56	1297	9	171	441	226	606	--	9	--	--	3	--

**12 - Bye Team**

**Temporary Substitutes**

Name	Avg	HDCP	Pins	Gms	High Game	High Sers	HDCP Game	HDCP Sers	0's	100's	200's	0's	400's	500's
Josh B. DeMoss	68	132	1022	15	109	219	245	651	14	1	--	4	--	--
Liz L. Grupe	108	92	2927	27	159	354	250	626	8	19	--	9	--	--
Nicolae D. Sikes	154	46	927	6	165	473	208	602	--	6	--	--	2	--
Regan G. Sklenar	0	0	0	0	0	0			--	--	--	--	--	--

**Individual High Averages**

Men	159.29	Drey Sanchez	Women	137.75	Keira Walburn	Boys	177.80	Weston Sklenar	Girls	143.07	Amanda Hodges
				134.43	Madison Whitney		173.74	Fulton Moyer		120.22	Bella Yendra
				129.96	Kameron Ford		160.88	Landon Kidd		108.41	Liz Grupe
							153.04	Tyler Hodges		105.86	Mallory Stubbs
							129.49	Bennett Nikkila		96.57	Emma Stickney

**Most Improved Average**

<b>Men</b>	162 to 159.29 = -2.71	Drey Sanchez	to 162.44 =	Gavin Bishop	to 154.50 =	Nicolae Sikes
<b>Women</b>	122 to 129.96 = +7.96	Kameron Ford	135 to 134.43 = -0.57	Madison Whitney	145 to 137.75 = -7.25	Keira Walburn
<b>Boys</b>	75 to 96.87 = +21.87	Hunter Rewinkel	65 to 82.44 = +17.44	Eoghan O'Connor	157 to 173.74 = +16.74	Fulton Moyer
<b>Girls</b>	99 to 120.22 = +21.22	Bella Yendra	30 to 45.46 = +15.46	Wrenleigh Altwin	130 to 143.07 = +13.07	Amanda Hodges

**Most Un-Improved Averages**

<b>Men</b>	162 to 159.29 = -2.71	Drey Sanchez				
<b>Women</b>	145 to 137.75 = -7.25	Keira Walburn	135 to 134.43 = -0.57	Madison Whitney	122 to 129.96 = +7.96	Kameron Ford
<b>Boys</b>	66 to 60.96 = -5.04	Kadin Nielsen	96 to 96.92 = +0.92	Samuel Nikkila	67 to 68.13 = +1.13	Josh DeMoss
<b>Girls</b>	110 to 108.41 = -1.59	Liz Grupe	77 to 79.05 = +2.05	Rozalyn Warringt	57 to 61.29 = +4.29	Arabella McKenzi

# Hot Shots 2024-25

## Big Apple Fun Center Reprint of Scores -- Week 23

### Lane 11 11 - The Invincibowlz Week 23 3/4/2025

Name	Old	Old	-1-	-2-	-3-	Total	HDCP
	Avg	HDCP					Total
Gage A. Holoubeck	108	92	179	127	169	475	751
Riley S. Olson	150	50	119	160	175	454	604
Will Rodehorst	141	59	161	108	137	406	583
Jake D. Stubbs	146	54	150	133	137	420	582
			====	====	====	====	====
Scratch Total			609	528	618	1755	1755
Handicap			255	255	255	765	
Total			864	783	873	1755	2520
Team Points Won			1.0	1.0	1.0	4.0	4.0

### Lane 12 12 - Bye Team Week 23 3/4/2025

Name	Old	Old	-1-	-2-	-3-	Total	HDCP
	Avg	HDCP					Total
No one bowled							

### Lane 13 5 - Ebowla Week 23 3/4/2025

Name	Old	Old	-1-	-2-	-3-	Total	HDCP
	Avg	HDCP					Total
Eoghan M. O'Connor	82	118	a82	a82	a82	246	600
Samuel L. Snodgrass	118	82	107	79	83	269	515
Drey A. Sanchez	159	41	a159	a159	a159	477	600
Henry K. Olson	161	39	150	134	132	416	533
			====	====	====	====	====
Scratch Total			498	454	456	1408	1408
Handicap			280	280	280	840	
Total			778	734	736	1408	2248
Team Points Won			0.0	0.0	0.0	0.0	0.0

### Lane 14 6 - Team 6 Week 23 3/4/2025

Name	Old	Old	-1-	-2-	-3-	Total	HDCP
	Avg	HDCP					Total
Case I. Cool	35	165	a35	a35	a35	105	600
Hunter I. Cool	27	173	48	46	39	133	652
Wrenleigh A. Altwine	45	155	a45	a45	a45	135	600
Vacant	82	118	y82	y82	y82	246	600
			====	====	====	====	====
Scratch Total			210	208	201	619	619
Handicap			611	611	611	1833	
Total			821	819	812	619	2452
Team Points Won			1.0	1.0	1.0	4.0	4.0

### Lane 15 9 - The Strikerz Week 23 3/4/2025

Name	Old	Old	-1-	-2-	-3-	Total	HDCP
	Avg	HDCP					Total
Mallory G. Stubbs	102	98	95	171	113	379	673
Rozalyn G. Warrington	79	121	82	71	81	234	597
Emma G. Stickney	96	104	116	92	91	299	611
Arabella H. McKenzie	61	139	66	66	56	188	605
			====	====	====	====	====
Scratch Total			359	400	341	1100	1100
Handicap			462	462	462	1386	
Total			821	862	803	1100	2486
Team Points Won			1.0	1.0	0.0	3.0	3.0

### Lane 16 10 - The Ball Busterz Week 23 3/4/2025

Name	Old	Old	-1-	-2-	-3-	Total	HDCP
	Avg	HDCP					Total
Kellen R. Mauler	151	49	154	147	138	439	586
Gavin L. Gibreal	101	99	93	83	57	233	530
Trevin J. Graham	126	74	101	138	170	409	631
Gavin W. Dickey	166	34	174	170	202	546	648
			====	====	====	====	====
Scratch Total			522	538	567	1627	1627
Handicap			256	256	256	768	
Total			778	794	823	1627	2395
Team Points Won			0.0	0.0	1.0	1.0	1.0

### Lane 17 1 - Rhyker Goes First Week 23 3/4/2025

Name	Old	Old	-1-	-2-	-3-	Total	HDCP
	Avg	HDCP					Total
Rhyker Dalland	119	81	164	154	134	452	695
Bella Yendra	120	80	120	126	99	345	585
Landon C. Kidd	160	40	a160	a160	a160	480	600
Weston R. Sklenar	175	25	222	188	243	653	728
			====	====	====	====	====
Scratch Total			666	628	636	1930	1930
Handicap			226	226	226	678	
Total			892	854	862	1930	2608
Team Points Won			1.0	1.0	1.0	4.0	4.0

### Lane 18 2 - Arigoes Week 23 3/4/2025

Name	Old	Old	-1-	-2-	-3-	Total	HDCP
	Avg	HDCP					Total
No one bowled							

**Hot Shots 2024-25**

**Lane 19 3 - Team 3** Week 23 3/4/2025

Name	Old Avg	Old HDCP	-1-	-2-	-3-	Total	HDCP Total
Bennett C. Nikkila	129	71	134	160	105	399	612
Hunter D. Rewinkel	96	104	110	93	125	328	640
Henry S. Nikkila	117	83	102	133	134	369	618
Samuel J. Nikkila	96	104	a96	a96	a96	288	600
			====	====	====	====	====
<i>Scratch Total</i>			442	482	460	1384	1384
<i>Handicap</i>			362	362	362		1086
<i>Total</i>			<b>804</b>	<b>844</b>	822	1384	<b>2470</b>
<i>Team Points Won</i>			1.0	1.0	0.0	3.0	3.0

**Lane 20 4 - Team 4** Week 23 3/4/2025

Name	Old Avg	Old HDCP	-1-	-2-	-3-	Total	HDCP Total
Mason J. Tripe	79	121	78	55	104	237	600
Fulton F. Moyer	169	31	215	216	203	634	727
Gavin Bishop	164	36	149	160	169	478	586
Tyler J. Hodges	156	44	95	167	121	383	515
			====	====	====	====	====
<i>Scratch Total</i>			<b>537</b>	<b>598</b>	<b>597</b>	<b>1732</b>	<b>1732</b>
<i>Handicap</i>			232	232	232		696
<i>Total</i>			769	830	<b>829</b>	<b>1732</b>	2428
<i>Team Points Won</i>			0.0	0.0	1.0	1.0	1.0

**Lane 21 7 - Bearcats** Week 23 3/4/2025

Name	Old Avg	Old HDCP	-1-	-2-	-3-	Total	HDCP Total
Madison L. Whitney	134	66	a134	a134	a134	402	600
Kameron E. Ford	130	70	113	119	125	357	567
Parker W. Roland	109	91	a109	a109	a109	327	600
Kaylee J. Bowman	129	71	119	119	144	382	595
			====	====	====	====	====
<i>Scratch Total</i>			475	481	512	1468	1468
<i>Handicap</i>			298	298	298		894
<i>Total</i>			773	779	810	1468	2362
<i>Team Points Won</i>			0.0	0.0	0.0	0.0	0.0

**Lane 22 8 - IDK** Week 23 3/4/2025

Name	Old Avg	Old HDCP	-1-	-2-	-3-	Total	HDCP Total
Amanda R. Hodges	143	57	a143	a143	a143	429	600
Livy Bailey	104	96	a104	a104	a104	312	600
Keira R. Walburn	137	63	113	135	158	406	595
Alyssa M. Kloucek	133	67	a133	a133	a133	399	600
			====	====	====	====	====
<i>Scratch Total</i>			<b>493</b>	<b>515</b>	<b>538</b>	<b>1546</b>	<b>1546</b>
<i>Handicap</i>			283	283	283		849
<i>Total</i>			<b>776</b>	<b>798</b>	<b>821</b>	<b>1546</b>	<b>2395</b>
<i>Team Points Won</i>			1.0	1.0	1.0	4.0	4.0

# Hot Shots 2024-25

## Big Apple Fun Center

\* Bowlers listed must have a minimum of 1 games.

### Change in Average

Name	-----Old-----		Old				Total	---Average Change---			Weekly Over Avg Series Avg +/-
	Pins	Games	Avg	-1-	-2-	-3-		New	Old	---> +/-	
Wrenleigh A. Altwine	2364	52	45	a45	a45	a45	135	45.46	- 45.46	= 0.00	
Livy Bailey	1146	11	104	a104	a104	a104	312	104.18	- 104.18	= 0.00	
Gavin Bishop	984	6	164	149	160	169	478	162.44	- 164.00	= -1.56	478 - 492=-14
Kaylee J. Bowman	775	6	129	119	119	144	382	128.56	- 129.17	= -0.61	382 - 387=-5
Case I. Cool	106	3	35	a35	a35	a35	105	35.33	- 35.33	= 0.00	
Hunter I. Cool	1569	57	27	48	46	39	133	28.37	- 27.53	= 0.84	133 - 81=52
Rhyker Dalland	7915	66	119	164	154	134	452	121.26	- 119.92	= 1.34	452 - 357=95
Josh B. DeMoss	1022	15	68				0	68.13	- 68.13	= 0.00	
Gavin W. Dickey	999	6	166	174	170	202	546	171.67	- 166.50	= 5.17	546 - 498=48
Kameron E. Ford	5491	42	130	113	119	125	357	129.96	- 130.74	= -0.78	357 - 390=-33
Gavin L. Gibreal	607	6	101	93	83	57	233	93.33	- 101.17	= -7.83	233 - 303=-70
Trevin J. Graham	758	6	126	101	138	170	409	129.67	- 126.33	= 3.33	409 - 378=31
Liz L. Grupe	2927	27	108				0	108.41	- 108.41	= 0.00	
Amanda R. Hodges	4006	28	143	a143	a143	a143	429	143.07	- 143.07	= 0.00	
Tyler J. Hodges	3290	21	156	95	167	121	383	153.04	- 156.67	= -3.62	383 - 468=-85
Gage A. Holoubeck	3921	36	108	179	127	169	475	112.72	- 108.92	= 3.80	475 - 324=151
Landon A. Isackson	1677	21	79				0	79.86	- 79.86	= 0.00	
Landon C. Kidd	9170	57	160	a160	a160	a160	480	160.88	- 160.88	= 0.00	
Alyssa M. Kloucek	400	3	133	a133	a133	a133	399	133.33	- 133.33	= 0.00	
Paeson E. Koros	1302	24	54				0	54.25	- 54.25	= 0.00	
Kellen R. Mauler	911	6	151	154	147	138	439	150.00	- 151.83	= -1.83	439 - 453=-14
Arabella H. McKenzie	1099	18	61	66	66	56	188	61.29	- 61.06	= 0.23	188 - 183=5
Fulton F. Moyer	4057	24	169	215	216	203	634	173.74	- 169.04	= 4.70	634 - 507=127
Kadin M. Nielsen	1463	24	60				0	60.96	- 60.96	= 0.00	
Bennett C. Nikkila	6205	48	129	134	160	105	399	129.49	- 129.27	= 0.22	399 - 387=12
Henry S. Nikkila	4566	39	117	102	133	134	369	117.50	- 117.08	= 0.42	369 - 351=18
Samuel J. Nikkila	1163	12	96	a96	a96	a96	288	96.92	- 96.92	= 0.00	
Eoghan M. O'Connor	4122	50	82	a82	a82	a82	246	82.44	- 82.44	= 0.00	
Henry K. Olson	966	6	161	150	134	132	416	153.56	- 161.00	= -7.44	416 - 483=-67
Riley S. Olson	900	6	150	119	160	175	454	150.44	- 150.00	= 0.44	454 - 450=4
Hunter D. Rewinkel	6356	66	96	110	93	125	328	96.87	- 96.30	= 0.57	328 - 288=40
Will Rodehorst	848	6	141	161	108	137	406	139.33	- 141.33	= -2.00	406 - 423=-17
Parker W. Roland	6546	60	109	a109	a109	a109	327	109.10	- 109.10	= 0.00	
Drey A. Sanchez	7168	45	159	a159	a159	a159	477	159.29	- 159.29	= 0.00	
Nicolae D. Sikes	927	6	154				0	154.50	- 154.50	= 0.00	
Weston R. Sklenar	11615	66	175	222	188	243	653	177.80	- 175.98	= 1.81	653 - 525=128
Samuel L. Snodgrass	710	6	118	107	79	83	269	108.78	- 118.33	= -9.56	269 - 354=-85

**Hot Shots 2024-25**

<u>Name</u>	<u>-----Old-----</u>		<u>Old</u>					<u>---Average Change---</u>			<u>Weekly Over Avg</u>
	<u>Pins</u>	<u>Games</u>	<u>Avg</u>	<u>-1-</u>	<u>-2-</u>	<u>-3-</u>	<u>Total</u>	<u>New - Old</u>	<u>---&gt; +/-</u>	<u>Series Avg +/-</u>	
Emma G. Stickney	1729	18	96	116	92	91	299	96.57 - 96.06	= 0.52	299 - 288=11	
Jake D. Stubbs	877	6	146	150	133	137	420	144.11 - 146.17	= -2.06	420 - 438=-18	
Mallory G. Stubbs	1844	18	102	95	171	113	379	105.86 - 102.44	= 3.41	379 - 306=73	
Mason J. Tripe	0	0	79	78	55	104	237	79.00 - 0.00	= 79.00	237 - 237=0	
Keira R. Walburn	9099	66	137	113	135	158	406	137.75 - 137.86	= -0.11	406 - 411=-5	
Rozalyn G. Warrington	1426	18	79	82	71	81	234	79.05 - 79.22	= -0.17	234 - 237=-3	
Madison L. Whitney	5646	42	134	a134	a134	a134	402	134.43 - 134.43	= 0.00		
Bella Yendra	7950	66	120	120	126	99	345	120.22 - 120.45	= -0.24	345 - 360=-15	



# Hot Shots 2024-25

## Big Apple Fun Center

\* Bowlers listed must have a minimum of 1 games.

### High Average Listing

	<u>Name</u>	<u>True Average</u>	<u>Pins</u>	<u>Gms</u>	<u>To Raise Avg +1</u>	<u>To Drop Avg -1</u>
1	Weston R. Sklenar	177.80	12268	69	548	475
2	Fulton F. Moyer	173.74	4691	27	529	498
3	Gavin W. Dickey	171.67	1545	9	519	506
4	Gavin Bishop	162.44	1462	9	494	481
5	Landon C. Kidd	160.88	9170	57	490	429
6	Drey A. Sanchez	159.29	7168	45	512	463
7	Nicolae D. Sikes	154.50	927	6	468	458
8	Henry K. Olson	153.56	1382	9	466	453
9	Tyler J. Hodges	153.04	3673	24	485	457
10	Riley S. Olson	150.44	1354	9	458	445
11	Kellen R. Mauler	150.00	1350	9	462	449
12	Jake D. Stubbs	144.11	1297	9	443	430
13	Amanda R. Hodges	143.07	4006	28	458	426
14	Will Rodehorst	139.33	1254	9	426	413
15	Keira R. Walburn	137.75	9505	69	431	358
16	Madison L. Whitney	134.43	5646	42	429	383
17	Alyssa M. Kloucek	133.33	400	3	404	397
18	Kameron E. Ford	129.96	5848	45	392	343
19	Trevin J. Graham	129.67	1167	9	393	380
20	Bennett C. Nikkila	129.49	6604	51	416	361
21	Kaylee J. Bowman	128.56	1157	9	391	378
22	Rhyker Dalland	121.26	8367	69	417	344
23	Bella Yendra	120.22	8295	69	417	344
24	Henry S. Nikkila	117.50	4935	42	375	329
25	Gage A. Holoubeck	112.72	4396	39	350	307
26	Parker W. Roland	109.10	6546	60	384	320
27	Samuel L. Snodgrass	108.78	979	9	329	316
28	Liz L. Grupe	108.41	2927	27	343	312
29	Mallory G. Stubbs	105.86	2223	21	321	296
30	Livy Bailey	104.18	1146	11	324	309
31	Samuel J. Nikkila	96.92	1163	12	292	276
32	Hunter D. Rewinkel	96.87	6684	69	300	227
33	Emma G. Stickney	96.57	2028	21	300	275
34	Gavin L. Gibreal	93.33	840	9	288	275
35	Eoghan M. O'Connor	82.44	4122	50	277	223
36	Landon A. Isackson	79.86	1677	21	243	218
37	Rozalyn G. Warrington	79.05	1660	21	260	235
38	Mason J. Tripe	79.00	237	3	243	236
39	Josh B. DeMoss	68.13	1022	15	220	201
40	Arabella H. McKenzie	61.29	1287	21	201	176
41	Kadin M. Nielsen	60.96	1463	24	184	156
42	Paeson E. Koros	54.25	1302	24	183	155
43	Wrenleigh A. Altwine	45.46	2364	52	166	110
44	Case I. Cool	35.33	106	3	110	103
45	Hunter I. Cool	28.37	1702	60	125	61

# Hot Shots 2024-25

## Big Apple Fun Center

\* Bowlers listed must have a minimum of 13 games.

Note: This report includes information through March 4 which is Week 23 of 29

### Most Improved Averages

Name	True		Most Improved		Name	True		Most Improved	
	Average	Gms	Avg	+/-		Average	Gms	Avg	+/-
Hunter D. Rewinkel	96.87	69	75	+21.87	Emma G. Stickney	96.57	21	92	+4.57
Bella Yendra	120.22	69	99	+21.22	Arabella H. McKenzie	61.29	21	57	+4.29
Eoghan M. O'Connor	82.44	50	65	+17.44	Landon C. Kidd	160.88	57	157	+3.88
Fulton F. Moyer	173.74	27	157	+16.74	Parker W. Roland	109.10	60	106	+3.10
Rhyker Dalland	121.26	69	105	+16.26	Tyler J. Hodges	153.04	24	150	+3.04
Wrenleigh A. Altwine	45.46	52	30	+15.46	Landon A. Isackson	79.86	21	77	+2.86
Amanda R. Hodges	143.07	28	130	+13.07	Henry S. Nikkila	117.50	42	115	+2.50
Hunter I. Cool	28.37	60	17	+11.37	Rozalyn G. Warrington	79.05	21	77	+2.05
Weston R. Sklenar	177.80	69	167	+10.80	Josh B. DeMoss	68.13	15	67	+1.13
Bennett C. Nikkila	129.49	51	119	+10.49	Madison L. Whitney	134.43	42	135	-0.57
Kameron E. Ford	129.96	45	122	+7.96	Liz L. Grupe	108.41	27	110	-1.59
Paeson E. Koros	54.25	24	47	+7.25	Drey A. Sanchez	159.29	45	162	-2.71
Mallory G. Stubbs	105.86	21	100	+5.86	Kadin M. Nielsen	60.96	24	66	-5.04
Gage A. Holoubeck	112.72	39	107	+5.72	Keira R. Walburn	137.75	69	145	-7.25

# Hot Shots 2024-25

## Big Apple Fun Center

\* Bowlers listed must have a minimum of 1 games.

### Most Pins Over Average

Name	-----Old-----		Old				---Average Change---				Weekly Over Avg
	Pins	Games	Avg	-1-	-2-	-3-	Total	New - Old	---> +/-	Series Avg +/-	
Gage A. Holoubeck	3921	36	108	179	127	169	475	112.72	- 108.92	= 3.80	475 - 324=151
Weston R. Sklenar	11615	66	175	222	188	243	653	177.80	- 175.98	= 1.81	653 - 525=128
Fulton F. Moyer	4057	24	169	215	216	203	634	173.74	- 169.04	= 4.70	634 - 507=127
Rhyker Dalland	7915	66	119	164	154	134	452	121.26	- 119.92	= 1.34	452 - 357=95
Mallory G. Stubbs	1844	18	102	95	171	113	379	105.86	- 102.44	= 3.41	379 - 306=73
Hunter I. Cool	1569	57	27	48	46	39	133	28.37	- 27.53	= 0.84	133 - 81=52
Gavin W. Dickey	999	6	166	174	170	202	546	171.67	- 166.50	= 5.17	546 - 498=48
Hunter D. Rewinkel	6356	66	96	110	93	125	328	96.87	- 96.30	= 0.57	328 - 288=40
Trevin J. Graham	758	6	126	101	138	170	409	129.67	- 126.33	= 3.33	409 - 378=31
Henry S. Nikkila	4566	39	117	102	133	134	369	117.50	- 117.08	= 0.42	369 - 351=18
Bennett C. Nikkila	6205	48	129	134	160	105	399	129.49	- 129.27	= 0.22	399 - 387=12
Emma G. Stickney	1729	18	96	116	92	91	299	96.57	- 96.06	= 0.52	299 - 288=11
Arabella H. McKenzie	1099	18	61	66	66	56	188	61.29	- 61.06	= 0.23	188 - 183=5
Riley S. Olson	900	6	150	119	160	175	454	150.44	- 150.00	= 0.44	454 - 450=4
Mason J. Tripe	0	0	79	78	55	104	237	79.00	- 0.00	= 79.00	237 - 237=0
Rozalyn G. Warrington	1426	18	79	82	71	81	234	79.05	- 79.22	= -0.17	234 - 237=-3
Keira R. Walburn	9099	66	137	113	135	158	406	137.75	- 137.86	= -0.11	406 - 411=-5
Kaylee J. Bowman	775	6	129	119	119	144	382	128.56	- 129.17	= -0.61	382 - 387=-5
Gavin Bishop	984	6	164	149	160	169	478	162.44	- 164.00	= -1.56	478 - 492=-14
Kellen R. Mauler	911	6	151	154	147	138	439	150.00	- 151.83	= -1.83	439 - 453=-14
Bella Yendra	7950	66	120	120	126	99	345	120.22	- 120.45	= -0.24	345 - 360=-15
Will Rodehorst	848	6	141	161	108	137	406	139.33	- 141.33	= -2.00	406 - 423=-17
Jake D. Stubbs	877	6	146	150	133	137	420	144.11	- 146.17	= -2.06	420 - 438=-18
Kameron E. Ford	5491	42	130	113	119	125	357	129.96	- 130.74	= -0.78	357 - 390=-33
Henry K. Olson	966	6	161	150	134	132	416	153.56	- 161.00	= -7.44	416 - 483=-67
Gavin L. Gibreal	607	6	101	93	83	57	233	93.33	- 101.17	= -7.83	233 - 303=-70
Tyler J. Hodges	3290	21	156	95	167	121	383	153.04	- 156.67	= -3.62	383 - 468=-85
Samuel L. Snodgrass	710	6	118	107	79	83	269	108.78	- 118.33	= -9.56	269 - 354=-85

# Hot Shots 2024-25

## Big Apple Fun Center

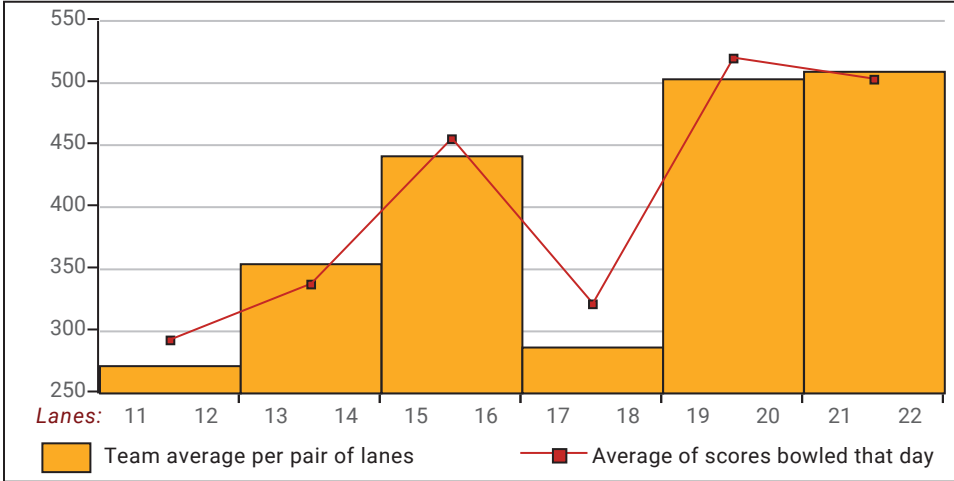
This report is for scores bowled March 4 which is Week 23 of 29

### This Week's Statistics

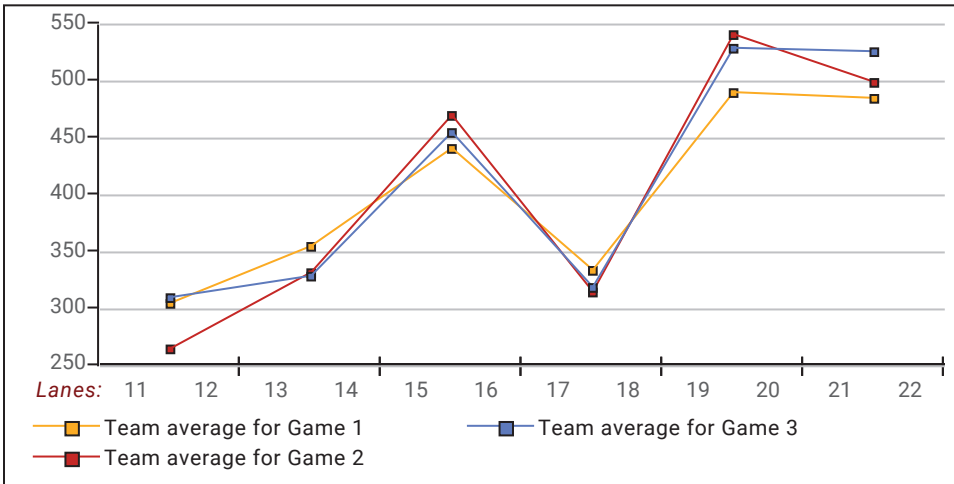
	Over All	Men	Women	Boys	Girls
How many people bowled	28	1	2	19	6
Number of games bowled	84	3	6	57	18
Actual average of week's scores	127.65	159.33	127.17	134.30	101.50
How many games above average	44	1	1	33	9
How many games below average	39	2	5	24	8
Pins above/below average per game	4.33	-4.67	-6.33	6.14	3.67
How many people raised average	14	--	--	11	3
by this amount	1.91	0.00	0.00	2.06	1.39
How many people went down	13	1	2	7	3
by this amount	-2.91	-1.56	-0.45	-4.91	-0.34
League average before bowling	123.69	164.00	134.30	128.55	98.07
League average after bowling	123.30	162.44	133.85	127.93	98.59
Change in league average	-0.39	-1.56	-0.45	-0.62	0.52
800s	--	--	--	--	--
775s	--	--	--	--	--
750s	--	--	--	--	--
725s	--	--	--	--	--
700s	--	--	--	--	--
675s	--	--	--	--	--
650s	1	--	--	1	--
625s	1	--	--	1	--
600s	--	--	--	--	--
575s	--	--	--	--	--
550s	--	--	--	--	--
525s	1	--	--	1	--
500s	--	--	--	--	--
475s	2	1	--	1	--
450s	2	--	--	2	--
425s	1	--	--	1	--
400s	5	--	1	4	--
below 400	15	--	1	8	6
300s	--	--	--	--	--
275s	--	--	--	--	--
250s	--	--	--	--	--
225s	1	--	--	1	--
200s	5	--	--	5	--
175s	3	--	--	3	--
150s	17	2	1	13	1
125s	19	1	2	14	2
100s	17	--	3	9	5
below 100	22	--	--	12	10

This report is for scores bowled March 4 which is Week 23 of 29

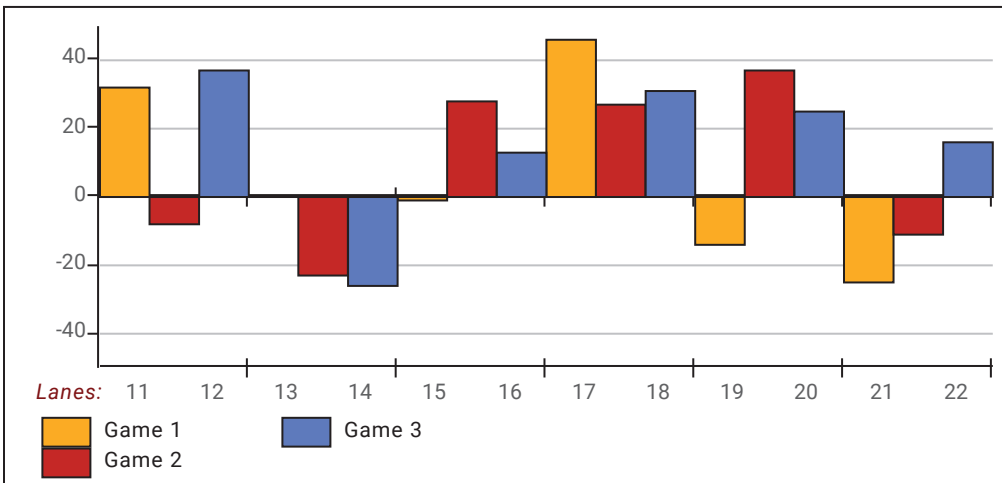
**Team Average vs Avg of Scores**



**Average of Scores for Each Game**

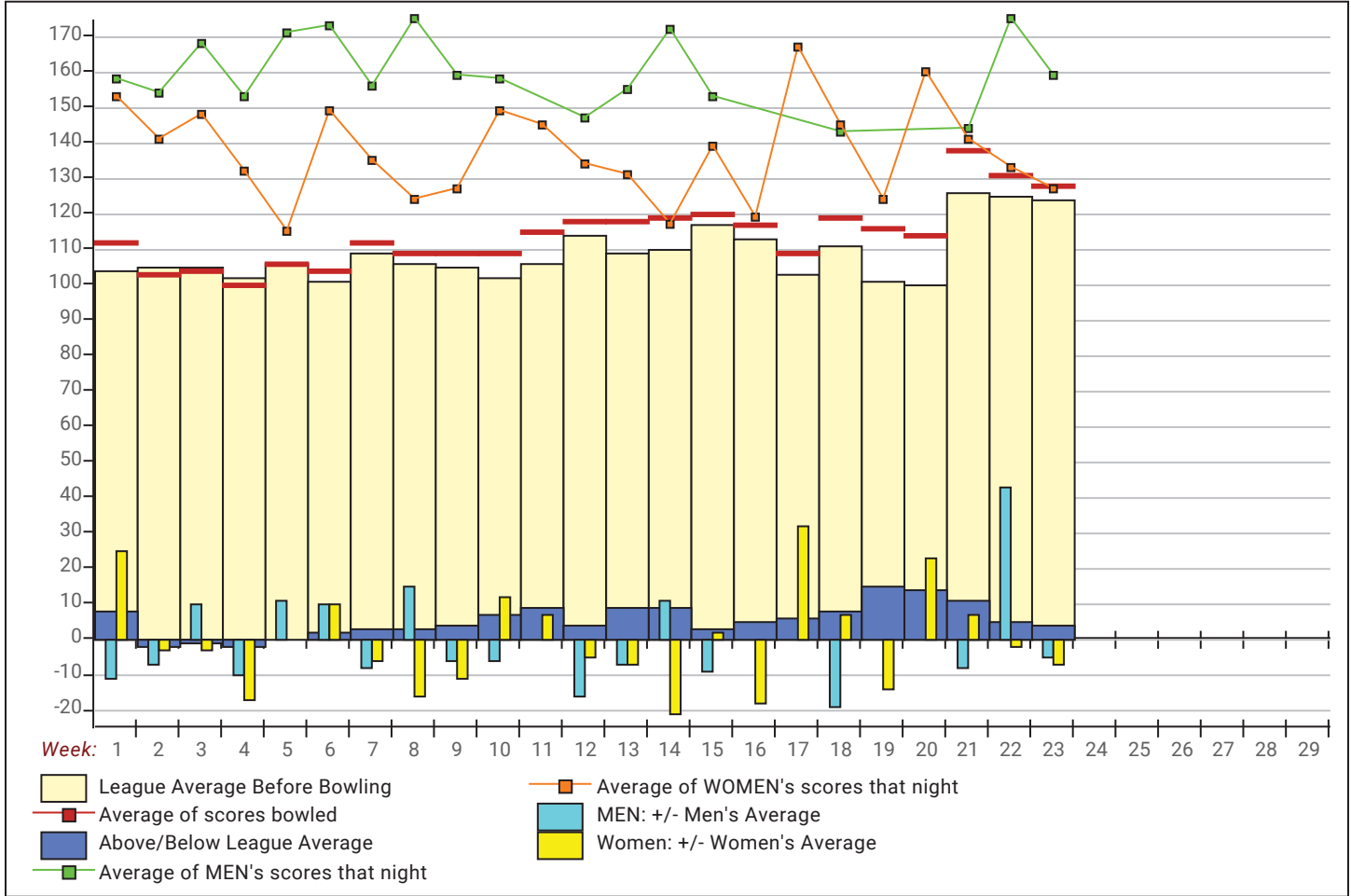


**Amount Over/Under Team Average**



This report is for scores bowled March 4 which is Week 23 of 29

**League Average Week-by-Week**



**League Average Statistics for Last Week**

	League	Right Hand	Left Hand
League Average Before Bowling	123.69	123.43	130.74
Average of scores bowled that night	127.65	127.98	119.00
New League Average After Bowling	123.30	123.05	129.96
Change in League Average	-.39	-.38	-.78
People Who Bowled Over Average	14	14	
People Who Bowled Under Average	13	12	1
Average Amount of Series Over Avg	56.79	56.79	
Average Amount of Series Under Avg	-33.15	-33.17	-33.00
Difference Avg, NiteAvg	4.33	4.90	-11.00
Number of Bowlers	28	27	1
Number of Games Bowled	84	81	3
People Who Raised Their Average	14	14	
Raised By an Average of This Amount	1.91	1.91	
People Who Lowered Their Average	13	12	1
Lowered By an Average of This Amou	-2.91	-3.09	-.78
Number of Games Bowled Over Avera	44	44	
Number of Games Bowled Under Avera	39	36	3

Note: Averages are based only on people who bowled.

# Press Release -- 3/11/2025

3/4/2025 Week 23 of 29

## Hot Shots 2024-25

Tuesday 6:30 pm

Big Apple Fun Center

Lanes 11 - 22

### Team Standings

Place	Team Name	Avg p/gm	Points Won	Points Lost	Year-To-Date WON	Y-T-D LOST
1	The Invincibowlz	559	12	0	12	0
2	Rhyker Goes First	580	31	1	64	28
3	The Strikerz	342	25	3	25	3
4	Team 3	433	20	12	59	33
5	Team 6	196	19½	12½	55	37
6	IDK	501	16½	15½	46½	45½
7	Ebowla	466	14	18	54	38
8	Team 4	464	14	18	30½	61½
9	Bearcats	481	12	20	42	50
10	The Ball Busterz	544	1	11	1	11
11	Arigoes	275	0	32	16	76
12	Bye Team		3	25	3	25

**\*\* Teams appear out of order because standings are determined by percentage of wins to losses, NOT total points**

**\*\*\* Although not shown, standings are determined by points only for the current split**

### Last Week's Top Scores

	Scratch Game	Scratch Series	Handicap Game	Handicap Series
<b>Men</b>	169 Gavin Bishop	478 Gavin Bishop	205 Gavin Bishop	586 Gavin Bishop
<b>Women</b>	158 Keira Walburn 125 Kameron Ford	406 Keira Walburn 357 Kameron Ford	221 Keira Walburn 195 Kameron Ford	595 Keira Walburn 567 Kameron Ford
<b>Boys</b>	243 Weston Sklenar 216 Fulton Moyer 202 Gavin Dickey 179 Gage Holoubeck 175 Riley Olson 170 Trevin Graham 167 Tyler Hodges 164 Rhyker Dalland 161 Will Rodehorst 160 Bennett Nikkila	653 Weston Sklenar 634 Fulton Moyer 546 Gavin Dickey 475 Gage Holoubeck 454 Riley Olson 452 Rhyker Dalland 439 Kellen Mauler 420 Jake Stubbs 416 Henry Olson 409 Trevin Graham	271 Gage Holoubeck 268 Weston Sklenar 247 Fulton Moyer 245 Rhyker Dalland 244 Trevin Graham 236 Gavin Dickey 231 Bennett Nikkila 229 Hunter Rewinkel 225 Riley Olson 225 Mason Tripe	751 Gage Holoubeck 728 Weston Sklenar 727 Fulton Moyer 695 Rhyker Dalland 652 Hunter Cool 648 Gavin Dickey 640 Hunter Rewinkel 631 Trevin Graham 618 Henry Nikkila 612 Bennett Nikkila
<b>Girls</b>	171 Mallory Stubbs 144 Kaylee Bowman 126 Bella Yendra 116 Emma Stickney 82 Rozalyn Warrington 66 Arabella McKenzie	382 Kaylee Bowman 379 Mallory Stubbs 345 Bella Yendra 299 Emma Stickney 234 Rozalyn Warrington 188 Arabella McKenzie	269 Mallory Stubbs 220 Emma Stickney 215 Kaylee Bowman 206 Bella Yendra 205 Arabella McKenzie 203 Rozalyn Warrington	673 Mallory Stubbs 611 Emma Stickney 605 Arabella McKenzie 597 Rozalyn Warrington 595 Kaylee Bowman 585 Bella Yendra