

Hot Shots 2025-26

Tuesday 6:30 pm

Big Apple Fun Center

Lanes 11 - 20

President: Robbie Samuelson (308)238-3529
 Secretary/Treasurer: Kim Hodges (308)293-7824

Team Standings

Place	#	Team Name	Points Won	Points Lost	%Won	Pins + HDCP	Scratch Pins	Avg p/gm	High Game	High Sers	HDCP Game	HDCP Sers
1	10	Team 10	18	2	90.0	41849	10280	201	267	761	870	2570
2	8	Team 8	16½	3½	82.5	41372	23402	458	538	1464	883	2550
3	1	The Bowling Baddies	14½	5½	72.5	41383	18934	371	465	1316	915	2582
4	6	Rhyker Goes First	14	6	70.0	41822	26843	526	653	1735	944	2566
5	3	The 3 Amigos	10	10	50.0	41775	23070	452	530	1461	891	2532
6	7	Team 7	3	5	37.5	29942	20264	562	729	1854	983	2616
7	4	The Loner +1	5	11	31.3	34054	20263	482	532	1538	865	2537
8	5	PBA Young Boy	2	14	12.5	39117	31098	647	847	2176	1011	2697
9	9	Team 9	1	11	8.3	1601	613	306	326	0	820	0
10	2	Team 2	0	16		19104	10482	436	498	1349	849	2438

**** Teams appear out of order because standings are determined by percentage of wins to losses, NOT total points**

Review of Last Week's Bowling.....

Lanes	Team Name	HDCP -1-	HDCP -2-	HDCP -3-	HDCP Total	Last Wk WON	Team Name	HDCP -1-	HDCP -2-	HDCP -3-	HDCP Total	Last Wk WON
11-12	The Bowling Baddies	823	812	843	2478	2½	<---> Team 8	823	826	795	2444	1½
13-14	PBA Young Boy	832	825	833	2490	1	<---> Team 7	810	852	877	2539	3
15-16	Team 9	820	781	0	1601	1	<---> The 3 Amigos	765	828	805	2398	3
17-18	Team 10	831	870	869	2570	3	<---> Rhyker Goes First	787	930	849	2566	1
19-20	The Loner +1	822	828	815	2465	4	<---> Team 2	0	0	0	0	0

Lane Assignments

	11-12	13-14	15-16	17-18	19-20
Wk18 02/10	5- 2	6- 3	10- 8	4- 9	7- 1
Wk19 02/17	9- 10	7- 8	3- 4	1- 2	5- 6
Wk20 02/24	- 8-	1- 6	10- 7	- 2-	5- 3

Last Week's Top Scores

	Team Scratch Game	Team Scratch Series	Team Handicap Game	Team Handicap Series
678	PBA Young Boy	2025 PBA Young Boy	930 Rhyker Goes First	2570 Team 10
653	Rhyker Goes First	1828 Team 7	877 Team 7	2566 Rhyker Goes First
640	Team 7	1735 Rhyker Goes First	870 Team 10	2539 Team 7
512	The Loner +1	1517 The Loner +1	843 The Bowling Baddies	2490 PBA Young Boy
483	Team 8	1415 Team 8	833 PBA Young Boy	2478 The Bowling Baddi
479	The 3 Amigos	1351 The 3 Amigos	828 The 3 Amigos	2465 The Loner +1
436	The Bowling Baddies	1257 The Bowling Baddies	828 The Loner +1	2444 Team 8
326	Team 9	761 Team 10	826 Team 8	2398 The 3 Amigos
267	Team 10		820 Team 9	
	Scratch Game	Scratch Series	Handicap Game	Handicap Series
Women	160 Keira Walburn	461 Keira Walburn	228 Keira Walburn	665 Keira Walburn
	128 Madison Whitney	372 Madison Whitney	189 Madison Whitney	555 Madison Whitney
Boys	256 Weston Sklenar	638 Weston Sklenar	275 Weston Sklenar	695 Weston Sklenar
	216 Trevin Graham	533 Trevin Graham	266 Trevin Graham	690 Bennett Nikkila
	180 Gavin Dickey	495 Bennett Nikkila	244 Hunter Rewinkel	683 Trevin Graham
	168 Bennett Nikkila	433 Hunter Rewinkel	238 Gavin Dickey	661 Hunter Rewinkel
	168 Hunter Rewinkel	406 Gavin Dickey	233 Bennett Nikkila	661 Greyson Wiedel
Girls	149 Bella Yendra	439 Brooke Dunkel	246 Rozalyn Warrington	676 Brooke Dunkel
	148 Brooke Dunkel	404 Bella Yendra	232 Regan Sklenar	673 Rozalyn Warrington
	139 Regan Sklenar	357 Regan Sklenar	227 Brooke Dunkel	636 Regan Sklenar
	138 Rozalyn Warrington	349 Rozalyn Warrington	226 Bella Yendra	635 Bella Yendra
	127 Macie Whitney	332 Macie Whitney	225 Macie Whitney	626 Macie Whitney
				626 Arabella McKenzie

Season High Scores

<u>Team Scratch Game</u>		<u>Team Scratch Series</u>		<u>Team Handicap Game</u>		<u>Team Handicap Series</u>	
847	PBA Young Boy	2176	PBA Young Boy	1011	PBA Young Boy	2697	PBA Young Boy
729	Team 7	1854	Team 7	983	Team 7	2616	Team 7
653	Rhyker Goes First	1735	Rhyker Goes First	944	Rhyker Goes First	2582	The Bowling Baddies
538	Team 8	1538	The Loner +1	915	The Bowling Baddies	2570	Team 10
532	The Loner +1	1464	Team 8	891	The 3 Amigos	2566	Rhyker Goes First
530	The 3 Amigos	1461	The 3 Amigos	883	Team 8	2550	Team 8
498	Team 2	1349	Team 2	870	Team 10	2537	The Loner +1
465	The Bowling Baddies	1316	The Bowling Baddies	865	The Loner +1	2532	The 3 Amigos
326	Team 9	761	Team 10	849	Team 2	2438	Team 2
267	Team 10			820	Team 9		

	<u>Scratch Game</u>	<u>Scratch Series</u>	<u>Handicap Game</u>	<u>Handicap Series</u>
Men	243 Riley Olson	609 Riley Olson	272 Riley Olson	735 Riley Olson
Women	202 Madison Whitney	488 Keira Walburn	265 Keira Walburn	737 Keira Walburn
	182 Keira Walburn	458 Madison Whitney	264 Madison Whitney	650 Madison Whitney
	140 Amanda Hodges	344 Amanda Hodges	230 Amanda Hodges	614 Amanda Hodges
Boys	257 Trevin Graham	647 Fulton Moyer	309 Trevin Graham	827 Trevin Graham
	256 Weston Sklenar	641 Trevin Graham	293 Fulton Moyer	776 Fulton Moyer
	245 Fulton Moyer	638 Weston Sklenar	275 Weston Sklenar	702 Bennett Nikkila
	227 Landon Kidd	584 Landon Kidd	270 Jake Stubbs	695 Ryker Kidd
	199 Bennett Nikkila	495 Bennett Nikkila	263 Bennett Nikkila	695 Weston Sklenar
Girls	180 Brooke Dunkel	464 Brooke Dunkel	301 Arabella McKenzie	719 Brooke Dunkel
	179 Arabella McKenzie	435 Bella Yendra	265 Brooke Dunkel	708 Regan Sklenar
	169 Bella Yendra	423 Regan Sklenar	258 Macie Whitney	707 Arabella McKenzie
	158 Mallory Stubbs	388 Mallory Stubbs	255 Regan Sklenar	681 Macie Whitney
	157 Regan Sklenar	361 Macie Whitney	254 Skylar Davis	677 Skylar Davis

Team Rosters

1 - The Bowling Baddies

<u>Name</u>	<u>Avg</u>	<u>HDCP</u>	<u>Pins</u>	<u>Gms</u>	<u>High Game</u>	<u>High Sers</u>	<u>HDCP Game</u>	<u>HDCP Sers</u>	<u>0's</u>	<u>100's</u>	<u>200's</u>	<u>0's</u>	<u>400's</u>	<u>500's</u>
VACANT	120	80	0	0	0	0			--	--	--	--	--	--
Rozalyn G. Warrington	94	106	4809	51	138	349	246	673	33	18	--	17	--	--
Arabella H. McKenzie	86	114	3903	45	179	341	301	707	34	11	--	15	--	--
Skylar J. Davis	92	108	835	9	136	323	254	677	7	2	--	3	--	--

2 - Team 2

<u>Name</u>	<u>Avg</u>	<u>HDCP</u>	<u>Pins</u>	<u>Gms</u>	<u>High Game</u>	<u>High Sers</u>	<u>HDCP Game</u>	<u>HDCP Sers</u>	<u>0's</u>	<u>100's</u>	<u>200's</u>	<u>0's</u>	<u>400's</u>	<u>500's</u>
Gavin L. Gibreal	113	87	2046	18	151	377	226	612	2	16	--	6	--	--
Gage A. Holoubeck	111	89	2664	24	154	369	240	638	7	17	--	8	--	--
Jake D. Stubbs	92	108	276	3	162	276	270	600	2	1	--	1	--	--
Mia L. Borowiak	0	0	0	0	0	0			--	--	--	--	--	--

3 - The 3 Amigos

<u>Name</u>	<u>Avg</u>	<u>HDCP</u>	<u>Pins</u>	<u>Gms</u>	<u>High Game</u>	<u>High Sers</u>	<u>HDCP Game</u>	<u>HDCP Sers</u>	<u>0's</u>	<u>100's</u>	<u>200's</u>	<u>0's</u>	<u>400's</u>	<u>500's</u>
Madison L. Whitney	138	62	7070	51	202	458	264	650	1	49	1	4	13	--
Evie Boness	90	110	4634	51	126	324	244	663	35	16	--	17	--	--
Macie G. Whitney	102	98	5246	51	149	361	258	681	23	28	--	17	--	--
VACANT	120	80	0	0	0	0			--	--	--	--	--	--

4 - The Loner +1

<u>Name</u>	<u>Avg</u>	<u>HDCP</u>	<u>Pins</u>	<u>Gms</u>	<u>High Game</u>	<u>High Sers</u>	<u>HDCP Game</u>	<u>HDCP Sers</u>	<u>0's</u>	<u>100's</u>	<u>200's</u>	<u>0's</u>	<u>400's</u>	<u>500's</u>
Amanda R. Hodges	112	88	674	6	140	344	230	614	2	4	--	2	--	--
Keira R. Walburn	133	67	5621	42	182	488	265	737	3	39	--	6	8	--
VACANT	120	80	0	0	0	0			--	--	--	--	--	--
VACANT	120	80	0	0	0	0			--	--	--	--	--	--

Hot Shots 2025-26

5 - PBA Young Boy

<u>Name</u>	<u>Avg</u>	<u>HDCP</u>	<u>Pins</u>	<u>Gms</u>	<u>High Game</u>	<u>High Sers</u>	<u>HDCP Game</u>	<u>HDCP Sers</u>	<u>0's</u>	<u>100's</u>	<u>200's</u>	<u>0's</u>	<u>400's</u>	<u>500's</u>
Landon C. Kidd	168	32	5560	33	227	584	245	689	--	29	4	--	5	6
Fulton F. Moyer	168	32	5402	32	245	647	293	776	--	26	6	--	5	5
Riley S. Olson	174	26	6295	36	243	609	272	735	--	28	8	--	3	9
Bennett C. Nikkila	137	63	6603	48	199	495	263	702	5	43	--	6	10	--

6 - Rhyker Goes First

<u>Name</u>	<u>Avg</u>	<u>HDCP</u>	<u>Pins</u>	<u>Gms</u>	<u>High Game</u>	<u>High Sers</u>	<u>HDCP Game</u>	<u>HDCP Sers</u>	<u>0's</u>	<u>100's</u>	<u>200's</u>	<u>0's</u>	<u>400's</u>	<u>500's</u>
Rhyker Dalland	112	88	4032	36	156	382	245	649	7	29	--	12	--	--
Bella Yendra	124	76	4852	39	169	435	248	672	5	34	--	9	4	--
Regan G. Sklenar	108	92	5524	51	157	423	255	708	18	33	--	16	1	--
Weston R. Sklenar	183	17	8448	46	256	638	275	695	--	33	13	--	3	12

7 - Team 7

<u>Name</u>	<u>Avg</u>	<u>HDCP</u>	<u>Pins</u>	<u>Gms</u>	<u>High Game</u>	<u>High Sers</u>	<u>HDCP Game</u>	<u>HDCP Sers</u>	<u>0's</u>	<u>100's</u>	<u>200's</u>	<u>0's</u>	<u>400's</u>	<u>500's</u>
Kellen R. Mauler	150	50	3164	21	193	476	244	631	--	21	--	--	7	--
Brooke J. Dunkel	123	77	4089	33	180	464	265	719	6	27	--	7	4	--
Gavin W. Dickey	137	63	4521	33	189	442	252	649	1	35	--	3	9	--
Trevin J. Graham	152	48	5495	36	257	641	309	827	1	31	4	3	6	3

8 - Team 8

<u>Name</u>	<u>Avg</u>	<u>HDCP</u>	<u>Pins</u>	<u>Gms</u>	<u>High Game</u>	<u>High Sers</u>	<u>HDCP Game</u>	<u>HDCP Sers</u>	<u>0's</u>	<u>100's</u>	<u>200's</u>	<u>0's</u>	<u>400's</u>	<u>500's</u>
Eoghan M. O'Connor	96	104	4061	42	134	338	242	691	24	18	--	14	--	--
Parker W. Roland	116	84	5602	48	149	382	233	640	11	37	--	16	--	--
Hunter D. Rewinkel	126	74	6050	48	177	436	254	674	5	43	--	11	5	--
VACANT	120	80	0	0	0	0			--	--	--	--	--	--

9 - Team 9

<u>Name</u>	<u>Avg</u>	<u>HDCP</u>	<u>Pins</u>	<u>Gms</u>	<u>High Game</u>	<u>High Sers</u>	<u>HDCP Game</u>	<u>HDCP Sers</u>	<u>0's</u>	<u>100's</u>	<u>200's</u>	<u>0's</u>	<u>400's</u>	<u>500's</u>
Yoselyn E. Gomez	34	166	69	2	54	69	220	401	2	--	--	--	--	--
Thiago E. Montoya	32	168	32	1	32	32	200	200	1	--	--	--	--	--
VACANT	120	80	0	0	0	0			--	--	--	--	--	--
VACANT	120	80	0	0	0	0			--	--	--	--	--	--

10 - Team 10

<u>Name</u>	<u>Avg</u>	<u>HDCP</u>	<u>Pins</u>	<u>Gms</u>	<u>High Game</u>	<u>High Sers</u>	<u>HDCP Game</u>	<u>HDCP Sers</u>	<u>0's</u>	<u>100's</u>	<u>200's</u>	<u>0's</u>	<u>400's</u>	<u>500's</u>
Ryker J. Kidd	54	146	1960	36	101	224	258	695	35	1	--	12	--	--
Hunter I. Cool	41	159	1986	48	74	171	236	651	48	--	--	16	--	--
Grayson T. Sherman	59	141	3044	51	91	232	238	658	51	--	--	17	--	--
Greyson B. Wiedel	47	153	2126	45	72	210	227	678	45	--	--	15	--	--

Temporary Substitutes

<u>Name</u>	<u>Avg</u>	<u>HDCP</u>	<u>Pins</u>	<u>Gms</u>	<u>High Game</u>	<u>High Sers</u>	<u>HDCP Game</u>	<u>HDCP Sers</u>	<u>0's</u>	<u>100's</u>	<u>200's</u>	<u>0's</u>	<u>400's</u>	<u>500's</u>
Brooke M. Bengtson	67	133	2024	30	96	245	230	647	30	--	--	10	--	--
Mallory G. Stubbs	116	84	3499	30	158	388	239	649	5	25	--	10	--	--

Individual High Averages

<u>Men</u>	<u>Women</u>	<u>Boys</u>	<u>Girls</u>
174.86 Riley Olson	138.63 Madison Whitney	183.65 Weston Sklenar	124.41 Bella Yendra
	133.83 Keira Walburn	168.81 Fulton Moyer	123.91 Brooke Dunkel
		168.48 Landon Kidd	116.63 Mallory Stubbs
		152.64 Trevin Graham	108.31 Regan Sklenar
		150.67 Kellen Mauler	102.86 Macie Whitney

Most Improved Average

Men 169 to 174.86 = +5.86 Riley Olson
Women 117 to 133.83 =+16.83Keira Walburn 135 to 138.63 = +3.63 Madison Whitney to 112.33 = Amanda Hodges
Boys 136 to 152.64 =+16.64Trevin Graham 31 to 47.24 =+16.24 Greyson Wiedel 168 to 183.65 =+15.65Weston Sklenar
Girls 104 to 123.91 =+19.91Brooke Dunkel 75 to 90.86 =+15.86 Evie Boness 110 to 124.41 =+14.41Bella Yendra

Most Un-Improved Averages

Men 169 to 174.86 = +5.86 Riley Olson
Women 135 to 138.63 = +3.63 Madison Whitney 117 to 133.83 =+16.83 Keira Walburn
Boys 116 to 111.00 = -5.00 Gage Holoubeck 119 to 116.71 = -2.29 Parker Roland 43 to 41.38 = -1.63 Hunter Cool
Girls 122 to 116.63 = -5.37 Mallory Stubbs 88 to 86.73 = -1.27 Arabella McKenzi 64 to 67.47 = +3.47 Brooke Bengtson

Hot Shots 2025-26

Big Apple Fun Center Reprint of Scores -- Week 17

Lane 11 1 - The Bowling Baddies Week 17 2/3/2026

Name	Old	Old					HDCP	
	Avg	HDCP	-1-	-2-	-3-	Total	Total	
VACANT	120	80	v120	v120	v120	360	600	
Rozalyn G. Warrington	92	108	99	112	138	349	673	
Arabella H. McKenzie	86	114	103	84	97	284	626	
Skylar J. Davis	95	105	94	89	81	264	579	
			====	====	====	====	====	
Scratch Total			416	405	436	1257	1257	
Handicap			407	407	407		1221	
Total			823	812	843	1257	2478	
Team Points Won			0.5	0.0	1.0	2.5	2.5	

Lane 12 8 - Team 8 Week 17 2/3/2026

Name	Old	Old				HDCP	
	Avg	HDCP	-1-	-2-	-3-	Total	Total
Eoghan M. O'Connor	96	104	a96	a96	a96	288	600
Parker W. Roland	117	83	141	99	94	334	583
Hunter D. Rewinkel	124	76	123	168	142	433	661
VACANT	120	80	v120	v120	v120	360	600
			====	====	====	====	====
Scratch Total			480	483	452	1415	1415
Handicap			343	343	343		1029
Total			823	826	795	1415	2444
Team Points Won			0.5	1.0	0.0	1.5	1.5

Lane 13 5 - PBA Young Boy Week 17 2/3/2026

Name	Old	Old				HDCP	
	Avg	HDCP	-1-	-2-	-3-	Total	Total
Landon C. Kidd	168	32	a168	a168	a168	504	600
Fulton F. Moyer	168	32	a168	a168	a168	504	600
Riley S. Olson	174	26	a174	a174	a174	522	600
Bennett C. Nikkila	135	65	167	160	168	495	690
			====	====	====	====	====
Scratch Total			677	670	678	2025	2025
Handicap			155	155	155		465
Total			832	825	833	2025	2490
Team Points Won			1.0	0.0	0.0	1.0	1.0

Lane 14 7 - Team 7 Week 17 2/3/2026

Name	Old	Old				HDCP	
	Avg	HDCP	-1-	-2-	-3-	Total	Total
Kellen R. Mauler	150	50	a150	a150	a150	450	600
Brooke J. Dunkel	121	79	145	146	148	439	676
Gavin W. Dickey	142	58	100	180	126	406	580
Trevin J. Graham	150	50	178	139	216	533	683
			====	====	====	====	====
Scratch Total			573	615	640	1828	1828
Handicap			237	237	237		711
Total			810	852	877	1828	2539
Team Points Won			0.0	1.0	1.0	3.0	3.0

Lane 15 9 - Team 9 Week 17 2/3/2026

Name	Old	Old				HDCP	
	Avg	HDCP	-1-	-2-	-3-	Total	Total
Yoselyn E. Gomez	34	166	54	15	a34	103	601
Thiago E. Montoya	32	168	32	a32	a32	96	600
VACANT	120	80	v120	v120	v120	360	600
VACANT	120	80	v120	v120	v120	360	600
			====	====	====	====	====
Scratch Total			326	287	0	613	613
Handicap			494	494	0		988
Total			820	781	0	613	1601
Team Points Won			1.0	0.0	0.0	1.0	1.0

Lane 16 3 - The 3 Amigos Week 17 2/3/2026

Name	Old	Old				HDCP	
	Avg	HDCP	-1-	-2-	-3-	Total	Total
Madison L. Whitney	139	61	117	128	127	372	555
Evie Boness	90	110	83	104	100	287	617
Macie G. Whitney	102	98	96	127	109	332	626
VACANT	120	80	v120	v120	v120	360	600
			====	====	====	====	====
Scratch Total			416	479	456	1351	1351
Handicap			349	349	349		1047
Total			765	828	805	1351	2398
Team Points Won			0.0	1.0	1.0	3.0	3.0

Hot Shots 2025-26

Lane 17 10 - Team 10 Week 17 2/3/2026

Name	Old Avg	Old HDCP	-1-	-2-	-3-	Total	HDCP Total
Ryker J. Kidd	54	146	a54	a54	a54	162	600
Hunter I. Cool	40	160	43	68	60	171	651
Grayson T. Sherman	58	142	74	73	85	232	658
Greyson B. Wiedel	45	155	57	72	67	196	661
			====	====	====	====	====
Scratch Total			228	267	266	761	761
Handicap			603	603	603		1809
Total			831	870	869	761	2570
Team Points Won			1.0	0.0	1.0	3.0	3.0

Lane 18 6 - Rhyker Goes First Week 17 2/3/2026

Name	Old Avg	Old HDCP	-1-	-2-	-3-	Total	HDCP Total
Rhyker Dalland	112	88	a112	a112	a112	336	600
Bella Yendra	123	77	114	149	141	404	635
Regan G. Sklenar	107	93	82	136	139	357	636
Weston R. Sklenar	181	19	202	256	180	638	695
			====	====	====	====	====
Scratch Total			510	653	572	1735	1735
Handicap			277	277	277		831
Total			787	930	849	1735	2566
Team Points Won			0.0	1.0	0.0	1.0	1.0

Lane 19 4 - The Loner +1 Week 17 2/3/2026

Name	Old Avg	Old HDCP	-1-	-2-	-3-	Total	HDCP Total
Amanda R. Hodges	112	88	a112	a112	a112	336	600
Keira R. Walburn	132	68	154	160	147	461	665
VACANT	120	80	v120	v120	v120	360	600
VACANT	120	80	v120	v120	v120	360	600
			====	====	====	====	====
Scratch Total			506	512	499	1517	1517
Handicap			316	316	316		948
Total			822	828	815	1517	2465
Team Points Won			1.0	1.0	1.0	4.0	4.0

Lane 20 2 - Team 2 Week 17 2/3/2026

Name	Old Avg	Old HDCP	-1-	-2-	-3-	Total	HDCP Total
No one bowled							

Hot Shots 2025-26

Big Apple Fun Center

* Bowlers listed must have a minimum of 1 games.

Change in Average

Name	-----Old-----		Old					---Average Change---			Weekly Over Avg
	Pins	Games	Avg	-1-	-2-	-3-	Total	New	Old	---> +/-	Series Avg +/-
Brooke M. Bengtson	2024	30	67				0	67.47	- 67.47	= 0.00	
Evie Boness	4347	48	90	83	104	100	287	90.86	- 90.56	= 0.30	287 - 270=17
Hunter I. Cool	1815	45	40	43	68	60	171	41.38	- 40.33	= 1.04	171 - 120=51
Rhyker Dalland	4032	36	112	a112	a112	a112	336	112.00	- 112.00	= 0.00	
Skylar J. Davis	571	6	95	94	89	81	264	92.78	- 95.17	= -2.39	264 - 285=-21
Gavin W. Dickey	5998	42	142	100	180	126	406	137.00	- 142.81	= -5.81	406 - 426=-20
Brooke J. Dunkel	3650	30	121	145	146	148	439	123.91	- 121.67	= 2.24	439 - 363=76
Gavin L. Gibreal	2046	18	113				0	113.67	- 113.67	= 0.00	
Yoselyn E. Gomez	0	0	34	54	15	a34	103	34.50	- 0.00	= 34.50	
Trevin J. Graham	4962	33	150	178	139	216	533	152.64	- 150.36	= 2.28	533 - 450=83
Amanda R. Hodges	674	6	112	a112	a112	a112	336	112.33	- 112.33	= 0.00	
Gage A. Holoubeck	2664	24	111				0	111.00	- 111.00	= 0.00	
Landon C. Kidd	5560	33	168	a168	a168	a168	504	168.48	- 168.48	= 0.00	
Ryker J. Kidd	1960	36	54	a54	a54	a54	162	54.44	- 54.44	= 0.00	
Kellen R. Mauler	3164	21	150	a150	a150	a150	450	150.67	- 150.67	= 0.00	
Arabella H. McKenzie	3619	42	86	103	84	97	284	86.73	- 86.17	= 0.57	284 - 258=26
Thiago E. Montoya	0	0	32	32	a32	a32	96	32.00	- 0.00	= 32.00	
Fulton F. Moyer	5402	32	168	a168	a168	a168	504	168.81	- 168.81	= 0.00	
Bennett C. Nikkila	6108	45	135	167	160	168	495	137.56	- 135.73	= 1.83	495 - 405=90
Eoghan M. O'Connor	4061	42	96	a96	a96	a96	288	96.69	- 96.69	= 0.00	
Riley S. Olson	6295	36	174	a174	a174	a174	522	174.86	- 174.86	= 0.00	
Hunter D. Rewinkel	5617	45	124	123	168	142	433	126.04	- 124.82	= 1.22	433 - 372=61
Parker W. Roland	5268	45	117	141	99	94	334	116.71	- 117.07	= -0.36	334 - 351=-17
Grayson T. Sherman	2812	48	58	74	73	85	232	59.69	- 58.58	= 1.10	232 - 174=58
Regan G. Sklenar	5167	48	107	82	136	139	357	108.31	- 107.65	= 0.67	357 - 321=36
Weston R. Sklenar	7810	43	181	202	256	180	638	183.65	- 181.63	= 2.02	638 - 543=95
Jake D. Stubbs	276	3	92				0	92.00	- 92.00	= 0.00	
Mallory G. Stubbs	3499	30	116				0	116.63	- 116.63	= 0.00	
Keira R. Walburn	5160	39	132	154	160	147	461	133.83	- 132.31	= 1.53	461 - 396=65
Rozalyn G. Warrington	4460	48	92	99	112	138	349	94.29	- 92.92	= 1.38	349 - 276=73
Macie G. Whitney	4914	48	102	96	127	109	332	102.86	- 102.38	= 0.49	332 - 306=26
Madison L. Whitney	6698	48	139	117	128	127	372	138.63	- 139.54	= -0.91	372 - 417=-45
Greyson B. Wiedel	1930	42	45	57	72	67	196	47.24	- 45.95	= 1.29	196 - 135=61
Bella Yendra	4448	36	123	114	149	141	404	124.41	- 123.56	= 0.85	404 - 369=35

Hot Shots 2025-26

Big Apple Fun Center

* Bowlers listed must have a minimum of 1 games.

High Average Listing

	<u>Name</u>	<u>True Average</u>	<u>Pins</u>	<u>Gms</u>	<u>To Raise Avg +1</u>	<u>To Drop Avg -1</u>
1	Weston R. Sklenar	183.65	8448	46	568	518
2	Riley S. Olson	174.86	6295	36	530	490
3	Fulton F. Moyer	168.81	5402	32	513	477
4	Landon C. Kidd	168.48	5560	33	524	487
5	Trevin J. Graham	152.64	5495	36	472	432
6	Kellen R. Mauler	150.67	3164	21	460	435
7	Madison L. Whitney	138.63	7070	51	436	381
8	Bennett C. Nikkila	137.56	6603	48	435	383
9	Gavin W. Dickey	137.00	4521	33	447	410
10	Keira R. Walburn	133.83	5621	42	409	363
11	Hunter D. Rewinkel	126.04	6050	48	427	375
12	Bella Yendra	124.41	4852	39	398	355
13	Brooke J. Dunkel	123.91	4089	33	375	338
14	Parker W. Roland	116.71	5602	48	365	313
15	Mallory G. Stubbs	116.63	3499	30	362	328
16	Gavin L. Gibreal	113.67	2046	18	348	326
17	Amanda R. Hodges	112.33	674	6	343	333
18	Rhyker Dalland	112.00	4032	36	375	335
19	Gage A. Holoubeck	111.00	2664	24	360	332
20	Regan G. Sklenar	108.31	5524	51	362	307
21	Macie G. Whitney	102.86	5246	51	316	261
22	Eoghan M. O'Connor	96.69	4061	42	304	258
23	Rozalyn G. Warrington	94.29	4809	51	321	266
24	Skylar J. Davis	92.78	835	9	281	268
25	Jake D. Stubbs	92.00	276	3	282	275
26	Evie Boness	90.86	4634	51	280	225
27	Arabella H. McKenzie	86.73	3903	45	273	224
28	Brooke M. Bengtson	67.47	2024	30	220	186
29	Grayson T. Sherman	59.69	3044	51	196	141
30	Ryker J. Kidd	54.44	1960	36	185	145
31	Greyson B. Wiedel	47.24	2126	45	178	129
32	Hunter I. Cool	41.38	1986	48	156	104
33	Yoselyn E. Gomez	34.50	69	2	106	100
34	Thiago E. Montoya	32.00	32	1	100	95

Hot Shots 2025-26

Big Apple Fun Center

* Bowlers listed must have a minimum of 13 games.

Note: This report includes information through February 3 which is Week 17 of 24

Most Improved Averages

Name	True		Most Improved		Name	True		Most Improved	
	Average	Gms	Avg	+/-		Average	Gms	Avg	+/-
Brooke J. Dunkel	123.91	33	104	+19.91	Regan G. Sklenar	108.31	51	104	+4.31
Keira R. Walburn	133.83	42	117	+16.83	Eoghan M. O'Connor	96.69	42	93	+3.69
Trevin J. Graham	152.64	36	136	+16.64	Madison L. Whitney	138.63	51	135	+3.63
Greyson B. Wiedel	47.24	45	31	+16.24	Brooke M. Bengtson	67.47	30	64	+3.47
Evie Boness	90.86	51	75	+15.86	Kellen R. Mauler	150.67	21	148	+2.67
Weston R. Sklenar	183.65	46	168	+15.65	Gavin W. Dickey	137.00	33	135	+2.00
Fulton F. Moyer	168.81	32	154	+14.81	Rhyker Dalland	112.00	36	111	+1.00
Bella Yendra	124.41	39	110	+14.41	Gavin L. Gibreal	113.67	18	114	-0.33
Bennett C. Nikkila	137.56	48	125	+12.56	Arabella H. McKenzie	86.73	45	88	-1.27
Ryker J. Kidd	54.44	36	43	+11.44	Landon C. Kidd	168.48	33	170	-1.52
Macie G. Whitney	102.86	51	93	+9.86	Hunter I. Cool	41.38	48	43	-1.63
Rozalyn G. Warrington	94.29	51	85	+9.29	Parker W. Roland	116.71	48	119	-2.29
Hunter D. Rewinkel	126.04	48	118	+8.04	Gage A. Holoubeck	111.00	24	116	-5.00
Grayson T. Sherman	59.69	51	53	+6.69	Mallory G. Stubbs	116.63	30	122	-5.37
Riley S. Olson	174.86	36	169	+5.86					

Hot Shots 2025-26

Big Apple Fun Center

* Bowlers listed must have a minimum of 1 games.

Most Pins Over Average

Name	-----Old-----		Old				---Average Change---				Weekly Over Avg
	Pins	Games	Avg	-1-	-2-	-3-	Total	New - Old	---> +/-	Series Avg +/-	
Weston R. Sklenar	7810	43	181	202	256	180	638	183.65 - 181.63	= 2.02	638 - 543=95	
Bennett C. Nikkila	6108	45	135	167	160	168	495	137.56 - 135.73	= 1.83	495 - 405=90	
Trevin J. Graham	4962	33	150	178	139	216	533	152.64 - 150.36	= 2.28	533 - 450=83	
Brooke J. Dunkel	3650	30	121	145	146	148	439	123.91 - 121.67	= 2.24	439 - 363=76	
Rozalyn G. Warrington	4460	48	92	99	112	138	349	94.29 - 92.92	= 1.38	349 - 276=73	
Keira R. Walburn	5160	39	132	154	160	147	461	133.83 - 132.31	= 1.53	461 - 396=65	
Hunter D. Rewinkel	5617	45	124	123	168	142	433	126.04 - 124.82	= 1.22	433 - 372=61	
Greyson B. Wiedel	1930	42	45	57	72	67	196	47.24 - 45.95	= 1.29	196 - 135=61	
Grayson T. Sherman	2812	48	58	74	73	85	232	59.69 - 58.58	= 1.10	232 - 174=58	
Hunter I. Cool	1815	45	40	43	68	60	171	41.38 - 40.33	= 1.04	171 - 120=51	
Regan G. Sklenar	5167	48	107	82	136	139	357	108.31 - 107.65	= 0.67	357 - 321=36	
Bella Yendra	4448	36	123	114	149	141	404	124.41 - 123.56	= 0.85	404 - 369=35	
Macie G. Whitney	4914	48	102	96	127	109	332	102.86 - 102.38	= 0.49	332 - 306=26	
Arabella H. McKenzie	3619	42	86	103	84	97	284	86.73 - 86.17	= 0.57	284 - 258=26	
Evie Boness	4347	48	90	83	104	100	287	90.86 - 90.56	= 0.30	287 - 270=17	
Parker W. Roland	5268	45	117	141	99	94	334	116.71 - 117.07	= -0.36	334 - 351=-17	
Gavin W. Dickey	5998	42	142	100	180	126	406	137.00 - 142.81	= -5.81	406 - 426=-20	
Skylar J. Davis	571	6	95	94	89	81	264	92.78 - 95.17	= -2.39	264 - 285=-21	
Madison L. Whitney	6698	48	139	117	128	127	372	138.63 - 139.54	= -0.91	372 - 417=-45	

Hot Shots 2025-26

Big Apple Fun Center

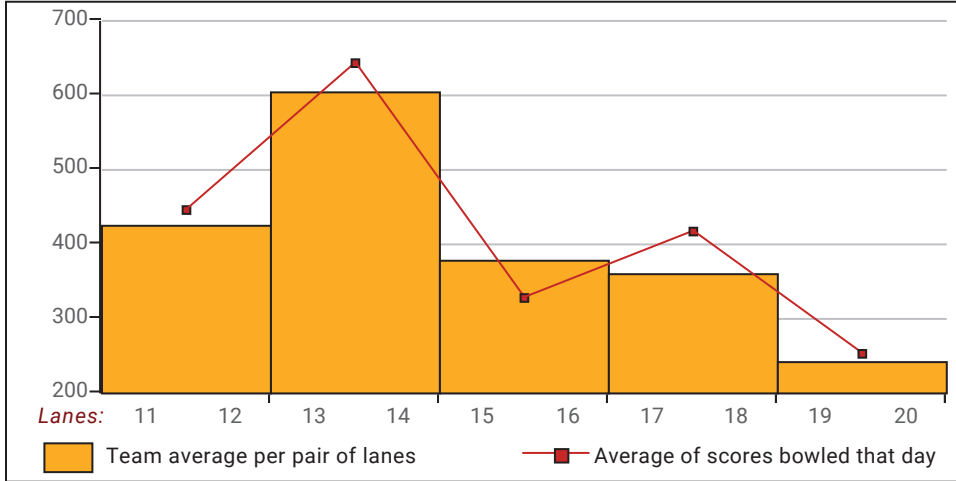
This report is for scores bowled February 3 which is Week 17 of 24

This Week's Statistics

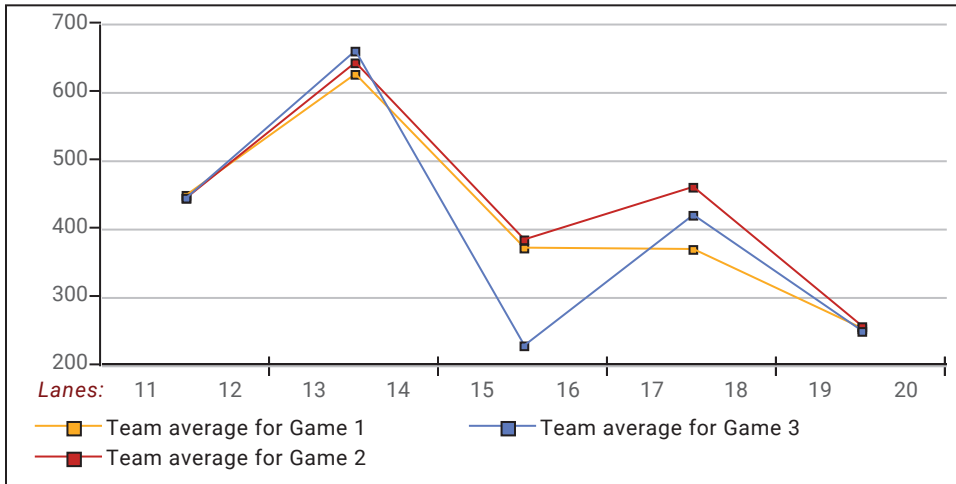
	Over All	Men	Women	Boys	Girls
How many people bowled	21	0	2	10	9
Number of games bowled	60	0	6	28	26
Actual average of week's scores	118.13	0.00	138.83	123.93	107.12
How many games above average	40	0	3	20	17
How many games below average	19	0	3	7	9
Pins above/below average per game	12.52	0.00	3.33	16.50	10.35
How many people raised average	15	--	1	7	7
by this amount	1.25	0.00	1.53	1.54	0.93
How many people went down	4	--	1	2	1
by this amount	-2.37	0.00	-0.91	-3.08	-2.39
League average before bowling	102.65	0.00	135.92	102.93	94.95
League average after bowling	103.10	0.00	136.23	103.39	95.41
Change in league average	0.44	0.00	0.31	0.46	0.46
800s	--	--	--	--	--
775s	--	--	--	--	--
750s	--	--	--	--	--
725s	--	--	--	--	--
700s	--	--	--	--	--
675s	--	--	--	--	--
650s	--	--	--	--	--
625s	1	--	--	1	--
600s	--	--	--	--	--
575s	--	--	--	--	--
550s	--	--	--	--	--
525s	1	--	--	1	--
500s	--	--	--	--	--
475s	1	--	--	1	--
450s	1	--	1	--	--
425s	2	--	--	1	1
400s	2	--	--	1	1
below 400	13	--	1	5	7
300s	--	--	--	--	--
275s	--	--	--	--	--
250s	1	--	--	1	--
225s	--	--	--	--	--
200s	2	--	--	2	--
175s	3	--	--	3	--
150s	6	--	2	4	--
125s	16	--	3	4	9
100s	9	--	1	2	6
below 100	23	--	--	12	11

This report is for scores bowled February 3 which is Week 17 of 24

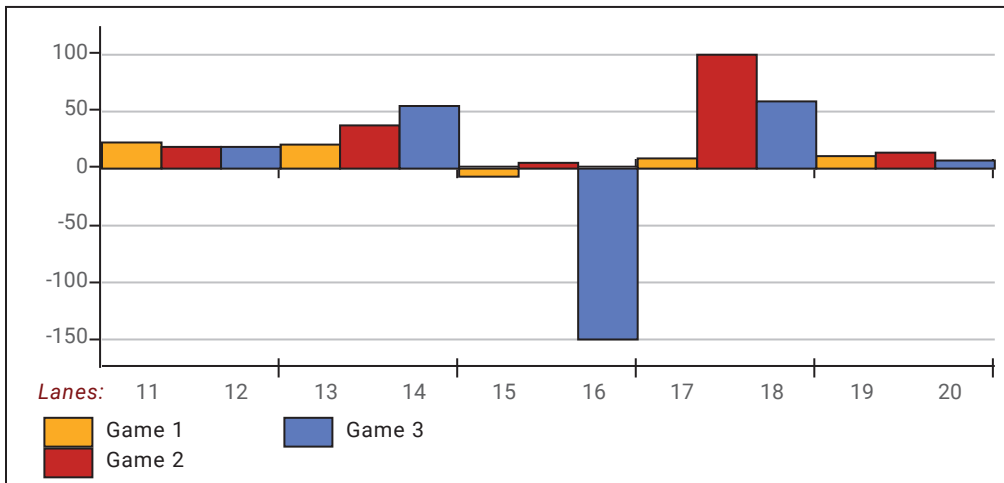
Team Average vs Avg of Scores



Average of Scores for Each Game

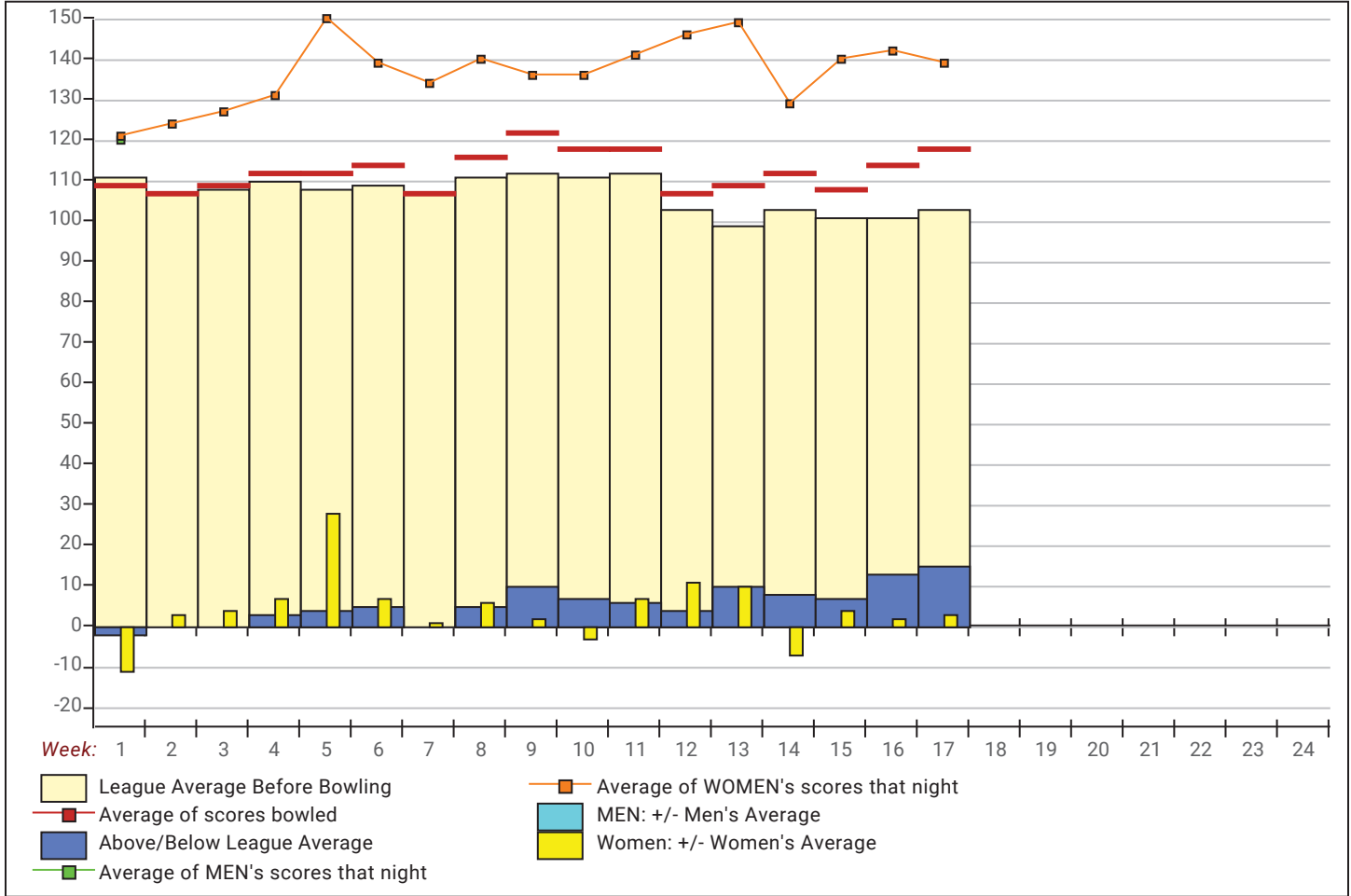


Amount Over/Under Team Average



This report is for scores bowled February 3 which is Week 17 of 24

League Average Week-by-Week



League Average Statistics for Last Week

	League	Right Hand	Left Hand
League Average Before Bowling	102.65	102.65	
Average of scores bowled that night	118.13	118.13	
New League Average After Bowling	103.10	103.10	
Change in League Average	.44	.44	
People Who Bowled Over Average	15	15	
People Who Bowled Under Average	4	4	
Average Amount of Series Over Avg	56.87	56.87	
Average Amount of Series Under Avg	-25.75	-25.75	
Difference Avg, NiteAvg	12.52	12.52	
Number of Bowlers	21	21	
Number of Games Bowled	60	60	
People Who Raised Their Average	15	15	
Raised By an Average of This Amount	1.25	1.25	
People Who Lowered Their Average	4	4	
Lowered By an Average of This Amou	-2.37	-2.37	
Number of Games Bowled Over Avera	40	40	
Number of Games Bowled Under Avera	19	19	

Note: Averages are based only on people who bowled.

Press Release -- 3/4/2026

2/3/2026 Week 17 of 24

Hot Shots 2025-26

Tuesday 6:30 pm

Big Apple Fun Center

Lanes 11 - 20

Team Standings

Place	Team Name	Avg p/gm	Points Won	Points Lost	Year-To-Date WON	Y-T-D LOST
1	Team 10	201	18	2	46	22
2	Team 8	458	16 ½	3 ½	36 ½	31 ½
3	The Bowling Baddies	371	14 ½	5 ½	37 ½	30 ½
4	Rhyker Goes First	526	14	6	45	23
5	The 3 Amigos	452	10	10	42	26
6	Team 7	562	3	5	37 ½	18 ½
7	The Loner +1	482	5	11	32	32
8	PBA Young Boy	647	2	14	26 ½	37 ½
9	Team 9	306	1	11	8	52
10	Team 2	436	0	16	13	51

**** Teams appear out of order because standings are determined by percentage of wins to losses, NOT total points**

***** Although not shown, standings are determined by points only for the current split**

Last Week's Top Scores

	Scratch Game	Scratch Series	Handicap Game	Handicap Series
Women	160 Keira Walburn	461 Keira Walburn	228 Keira Walburn	665 Keira Walburn
	128 Madison Whitney	372 Madison Whitney	189 Madison Whitney	555 Madison Whitney
Boys	256 Weston Sklenar	638 Weston Sklenar	275 Weston Sklenar	695 Weston Sklenar
	216 Trevin Graham	533 Trevin Graham	266 Trevin Graham	690 Bennett Nikkila
	180 Gavin Dickey	495 Bennett Nikkila	244 Hunter Rewinkel	683 Trevin Graham
	168 Bennett Nikkila	433 Hunter Rewinkel	238 Gavin Dickey	661 Hunter Rewinkel
	168 Hunter Rewinkel	406 Gavin Dickey	233 Bennett Nikkila	661 Greyson Wiedel
	141 Parker Roland	334 Parker Roland	228 Hunter Cool	658 Grayson Sherman
	85 Grayson Sherman	232 Grayson Sherman	227 Grayson Sherman	651 Hunter Cool
	72 Greyson Wiedel	196 Greyson Wiedel	227 Greyson Wiedel	583 Parker Roland
	68 Hunter Cool	171 Hunter Cool	224 Parker Roland	580 Gavin Dickey
	32 Thiago Montoya	32 Thiago Montoya	200 Thiago Montoya	200 Thiago Montoya
Girls	149 Bella Yendra	439 Brooke Dunkel	246 Rozalyn Warrington	676 Brooke Dunkel
	148 Brooke Dunkel	404 Bella Yendra	232 Regan Sklenar	673 Rozalyn Warrington
	139 Regan Sklenar	357 Regan Sklenar	227 Brooke Dunkel	636 Regan Sklenar
	138 Rozalyn Warrington	349 Rozalyn Warrington	226 Bella Yendra	635 Bella Yendra
	127 Macie Whitney	332 Macie Whitney	225 Macie Whitney	626 Macie Whitney
	104 Evie Boness	287 Evie Boness	220 Yoselyn Gomez	626 Arabella McKenzie
	103 Arabella McKenzie	284 Arabella McKenzie	217 Arabella McKenzie	617 Evie Boness
	94 Skylar Davis	264 Skylar Davis	214 Evie Boness	579 Skylar Davis
	54 Yoselyn Gomez	69 Yoselyn Gomez	199 Skylar Davis	401 Yoselyn Gomez