

Hot Shots 2025-26

Tuesday 6:30 pm

Big Apple Fun Center

Lanes 11 - 20

President: Robbie Samuelson (308)238-3529
 Secretary/Treasurer: Kim Hodges (308)293-7824

Team Standings

Place	#	Team Name	Points Won	Points Lost	%Won	Pins + HDCP	Scratch Pins	Avg p/gm	High Game	High Sers	HDCP Game	HDCP Sers
1	10	Team 10	4	0	100.0	31809	7518	192	254	676	867	2515
2	1	The Bowling Baddies	4	0	100.0	31390	14029	359	465	1194	915	2521
3	3	The 3 Amigos	3	1	75.0	31976	17486	448	530	1461	891	2532
4	8	Team 8	3	1	75.0	31441	17623	451	508	1452	866	2550
5	5	PBA Young Boy	1	3	25.0	31843	25216	646	847	2176	1011	2697
6	6	Rhyker Goes First	1	3	25.0	31734	20130	516	651	1682	944	2549
7	7	Team 7	0	0		27403	18436	558	729	1854	983	2616
8	4	The Loner +1	0	0		26769	15828	479	532	1538	865	2537
9	2	Team 2	0	4		19104	10482	436	498	1349	849	2438
10	9	BYE TEAM	0	4		0	0		0	0	0	0

Review of Last Week's Bowling.....

Lanes	Team Name	HDCP -1-	HDCP -2-	HDCP -3-	HDCP Total	Last Wk WON	Team Name	HDCP -1-	HDCP -2-	HDCP -3-	HDCP Total	Last Wk WON
11-12	The 3 Amigos	867	864	801	2532	3	<---> PBA Young Boy	800	825	819	2444	1
13-14	Team 2	0	0	0	0	0	<---> Team 10	814	825	830	2469	4
15-16	The Bowling Baddies	779	834	840	2453	4	<---> BYE TEAM	0	0	0	0	0
17-18	Team 7	0	0	0	0	0	<---> The Loner +1	0	0	0	0	0
19-20	Rhyker Goes First	805	803	833	2441	1	<---> Team 8	780	860	857	2497	3

Lane Assignments

	11-12	13-14	15-16	17-18	19-20
Wk14 01/13	2- 6	9- 5	7- 10	3- 8	1- 4
Wk15 01/20	10- 4	3- 1	8- 5	2- 7	9- 6
Wk16 01/27	9- 7	8- 2	4- 6	5- 1	3- 10

Last Week's Top Scores

	Team Scratch Game	Team Scratch Series	Team Handicap Game	Team Handicap Series
670	PBA Young Boy	1979 PBA Young Boy	867 The 3 Amigos	2532 The 3 Amigos
548	Rhyker Goes First	1586 Rhyker Goes First	860 Team 8	2497 Team 8
510	The 3 Amigos	1461 The 3 Amigos	840 The Bowling Baddies	2469 Team 10
508	Team 8	1441 Team 8	833 Rhyker Goes First	2453 The Bowling Baddi
394	The Bowling Baddies	1115 The Bowling Baddies	830 Team 10	2444 PBA Young Boy
220	Team 10	639 Team 10	825 PBA Young Boy	2441 Rhyker Goes First
	Scratch Game	Scratch Series	Handicap Game	Handicap Series
Women	165 Madison Whitney	448 Madison Whitney	226 Madison Whitney	631 Madison Whitney
Boys	210 Weston Sklenar	593 Weston Sklenar	240 Hunter Rewinkel	659 Weston Sklenar
	160 Bennett Nikkila	449 Bennett Nikkila	232 Weston Sklenar	653 Greyson Wiedel
	159 Hunter Rewinkel	385 Hunter Rewinkel	227 Parker Roland	648 Eoghan O'Connor
	142 Parker Roland	366 Parker Roland	225 Bennett Nikkila	644 Bennett Nikkila
	117 Eoghan O'Connor	330 Eoghan O'Connor	224 Greyson Wiedel	628 Hunter Rewinkel
Girls	135 Macie Whitney	343 Macie Whitney	243 Rozalyn Warrington	652 Evie Boness
	132 Rozalyn Warrington	310 Evie Boness	239 Arabella McKenzie	649 Macie Whitney
	121 Arabella McKenzie	294 Regan Sklenar	237 Macie Whitney	627 Arabella McKenzie
	115 Evie Boness	293 Rozalyn Warrington	229 Evie Boness	626 Rozalyn Warrington
	107 Regan Sklenar	273 Arabella McKenzie	203 Regan Sklenar	582 Regan Sklenar

Season High Scores

Team Scratch Game		Team Scratch Series		Team Handicap Game		Team Handicap Series	
847	PBA Young Boy	2176	PBA Young Boy	1011	PBA Young Boy	2697	PBA Young Boy
729	Team 7	1854	Team 7	983	Team 7	2616	Team 7
651	Rhyker Goes First	1682	Rhyker Goes First	944	Rhyker Goes First	2550	Team 8
532	The Loner +1	1538	The Loner +1	915	The Bowling Baddies	2549	Rhyker Goes First
530	The 3 Amigos	1461	The 3 Amigos	891	The 3 Amigos	2537	The Loner +1
508	Team 8	1452	Team 8	867	Team 10	2532	The 3 Amigos
498	Team 2	1349	Team 2	866	Team 8	2521	The Bowling Baddi
465	The Bowling Baddies	1194	The Bowling Baddies	865	The Loner +1	2515	Team 10
254	Team 10	676	Team 10	849	Team 2	2438	Team 2

	Scratch Game	Scratch Series	Handicap Game	Handicap Series
Women	202 Madison Whitney 182 Keira Walburn	488 Keira Walburn 458 Madison Whitney	265 Keira Walburn 264 Madison Whitney	737 Keira Walburn 650 Madison Whitney
Boys	257 Trevin Graham 245 Fulton Moyer 243 Riley Olson 227 Landon Kidd 225 Weston Sklenar	647 Fulton Moyer 641 Trevin Graham 609 Riley Olson 593 Weston Sklenar 584 Landon Kidd	309 Trevin Graham 293 Fulton Moyer 272 Riley Olson 270 Jake Stubbs 263 Bennett Nikkila	827 Trevin Graham 776 Fulton Moyer 735 Riley Olson 702 Bennett Nikkila 695 Ryker Kidd
Girls	180 Brooke Dunkel 179 Arabella McKenzie 165 Bella Yendra 158 Mallory Stubbs 155 Regan Sklenar	464 Brooke Dunkel 422 Bella Yendra 388 Mallory Stubbs 360 Macie Whitney 357 Regan Sklenar	301 Arabella McKenzie 265 Brooke Dunkel 258 Macie Whitney 255 Regan Sklenar 247 Bella Yendra	719 Brooke Dunkel 707 Arabella McKenzie 681 Macie Whitney 668 Bella Yendra 663 Evie Boness

Team Rosters

1 - The Bowling Baddies

Name	Avg	HDCP	Pins	Gms	High Game	High Sers	HDCP Game	HDCP Sers	0's	100's	200's	0's	400's	500's
Mallory G. Stubbs	116	84	3499	30	158	388	239	649	5	25	--	10	--	--
Rozalyn G. Warrington	90	110	3527	39	132	317	243	659	29	10	--	13	--	--
Brooke M. Bengtson	67	133	2024	30	96	245	230	647	30	--	--	10	--	--
Arabella H. McKenzie	83	117	2744	33	179	341	301	707	27	6	--	11	--	--

2 - Team 2

Name	Avg	HDCP	Pins	Gms	High Game	High Sers	HDCP Game	HDCP Sers	0's	100's	200's	0's	400's	500's
Gavin L. Gibreal	113	87	2046	18	151	377	226	612	2	16	--	6	--	--
Gage A. Holoubeck	111	89	2664	24	154	369	240	638	7	17	--	8	--	--
Jake D. Stubbs	92	108	276	3	162	276	270	600	2	1	--	1	--	--
VACANT	120	80	0	0	0	0			--	--	--	--	--	--

3 - The 3 Amigos

Name	Avg	HDCP	Pins	Gms	High Game	High Sers	HDCP Game	HDCP Sers	0's	100's	200's	0's	400's	500's
Madison L. Whitney	140	60	5466	39	202	458	264	650	1	37	1	2	11	--
Evie Boness	88	112	3434	39	119	310	244	663	30	9	--	13	--	--
Macie G. Whitney	100	100	3906	39	149	360	258	681	19	20	--	13	--	--
VACANT	120	80	0	0	0	0			--	--	--	--	--	--

4 - The Loner +1

Name	Avg	HDCP	Pins	Gms	High Game	High Sers	HDCP Game	HDCP Sers	0's	100's	200's	0's	400's	500's
Amanda R. Hodges	112	88	674	6	140	344	230	614	2	4	--	2	--	--
Keira R. Walburn	131	69	4354	33	182	488	265	737	2	31	--	5	6	--
VACANT	120	80	0	0	0	0			--	--	--	--	--	--
VACANT	120	80	0	0	0	0			--	--	--	--	--	--

5 - PBA Young Boy

Name	Avg	HDCP	Pins	Gms	High Game	High Sers	HDCP Game	HDCP Sers	0's	100's	200's	0's	400's	500's
Landon C. Kidd	168	32	5560	33	227	584	245	689	--	29	4	--	5	6
Fulton F. Moyer	168	32	5402	32	245	647	293	776	--	26	6	--	5	5
Riley S. Olson	174	26	6295	36	243	609	272	735	--	28	8	--	3	9
Bennett C. Nikkila	136	64	5311	39	199	480	263	702	5	34	--	5	8	--

Hot Shots 2025-26

6 - Rhyker Goes First

<u>Name</u>	<u>Avg</u>	<u>HDCP</u>	<u>Pins</u>	<u>Gms</u>	<u>High Game</u>	<u>High Sers</u>	<u>HDCP Game</u>	<u>HDCP Sers</u>	<u>0's</u>	<u>100's</u>	<u>200's</u>	<u>0's</u>	<u>400's</u>	<u>500's</u>
Rhyker Dalland	112	88	4032	36	156	382	245	649	7	29	--	12	--	--
Bella Yendra	121	79	4013	33	165	422	247	668	5	28	--	9	2	--
Regan G. Sklenar	103	97	4049	39	155	357	255	659	15	24	--	13	--	--
Weston R. Sklenar	179	21	6467	36	225	593	251	675	--	27	9	--	3	9

7 - Team 7

<u>Name</u>	<u>Avg</u>	<u>HDCP</u>	<u>Pins</u>	<u>Gms</u>	<u>High Game</u>	<u>High Sers</u>	<u>HDCP Game</u>	<u>HDCP Sers</u>	<u>0's</u>	<u>100's</u>	<u>200's</u>	<u>0's</u>	<u>400's</u>	<u>500's</u>
Kellen R. Mauler	150	50	3164	21	193	476	244	631	--	21	--	--	7	--
Brooke J. Dunkel	121	79	3650	30	180	464	265	719	6	24	--	7	3	--
Gavin W. Dickey	137	63	4521	33	189	442	252	649	1	32	--	3	8	--
Trevin J. Graham	150	50	4962	33	257	641	309	827	1	29	3	3	6	2

8 - Team 8

<u>Name</u>	<u>Avg</u>	<u>HDCP</u>	<u>Pins</u>	<u>Gms</u>	<u>High Game</u>	<u>High Sers</u>	<u>HDCP Game</u>	<u>HDCP Sers</u>	<u>0's</u>	<u>100's</u>	<u>200's</u>	<u>0's</u>	<u>400's</u>	<u>500's</u>
Eoghan M. O'Connor	95	105	3723	39	124	337	242	691	23	16	--	13	--	--
Parker W. Roland	116	84	4193	36	149	382	233	640	7	29	--	12	--	--
Hunter D. Rewinkel	120	80	4322	36	159	417	240	666	5	31	--	11	1	--
VACANT	120	80	0	0	0	0			--	--	--	--	--	--

9 - BYE TEAM

10 - Team 10

<u>Name</u>	<u>Avg</u>	<u>HDCP</u>	<u>Pins</u>	<u>Gms</u>	<u>High Game</u>	<u>High Sers</u>	<u>HDCP Game</u>	<u>HDCP Sers</u>	<u>0's</u>	<u>100's</u>	<u>200's</u>	<u>0's</u>	<u>400's</u>	<u>500's</u>
Ryker J. Kidd	54	146	1960	36	101	224	258	695	35	1	--	12	--	--
Hunter I. Cool	38	162	1402	36	72	158	233	641	36	--	--	12	--	--
Grayson T. Sherman	57	143	2227	39	91	214	238	651	39	--	--	13	--	--
Greyson B. Wiedel	42	158	1539	36	65	176	226	653	36	--	--	12	--	--

Individual High Averages

Men	Women	Boys	Girls
140.15 Madison Whitney	179.64 Weston Sklenar	121.67 Brooke Dunkel	
131.94 Keira Walburn	174.86 Riley Olson	121.61 Bella Yendra	
	168.81 Fulton Moyer	116.63 Mallory Stubbs	
	168.48 Landon Kidd	103.82 Regan Sklenar	
	150.67 Kellen Mauler	100.15 Macie Whitney	

Most Improved Average

Women 117 to 131.94 =+14.94 Keira Walburn	135 to 140.15 =+5.15 Madison Whitney
Boys 154 to 168.81 =+14.81 Fulton Moyer	136 to 150.36 =+14.36 Trevin Graham
Girls 104 to 121.67 =+17.67 Brooke Dunkel	31 to 42.75 =+11.75 Greyson Wiedel
	75 to 88.05 =+13.05 Evie Boness
	110 to 121.61 =+11.61 Bella Yendra

Most Un-Improved Averages

Women 135 to 140.15 =+5.15 Madison Whitney	117 to 131.94 =+14.94 Keira Walburn
Boys 116 to 111.00 = -5.00 Gage Holoubeck	43 to 38.94 = -4.06 Hunter Cool
Girls 122 to 116.63 = -5.37 Mallory Stubbs	119 to 116.47 = -2.53 Parker Roland
	88 to 83.15 = -4.85 Arabella McKenzi
	104 to 103.82 = -0.18 Regan Sklenar

Hot Shots 2025-26

Big Apple Fun Center

Reprint of Scores -- Week 13

Lane 11 3 - The 3 Amigos Week 13 1/6/2026

Name	Old Avg	Old HDCP	-1-	-2-	-3-	Total	HDCP Total
Madison L. Whitney	139	61	158	165	125	448	631
Evie Boness	86	114	97	115	98	310	652
Macie G. Whitney	98	102	135	107	101	343	649
VACANT	120	80	v120	v120	v120	360	600
			====	====	====	====	====
Scratch Total			510	507	444	1461	1461
Handicap			357	357	357		1071
Total			867	864	801	1461	2532
Team Points Won			1.0	1.0	0.0	3.0	3.0

Lane 12 5 - PBA Young Boy Week 13 1/6/2026

Name	Old Avg	Old HDCP	-1-	-2-	-3-	Total	HDCP Total
Landon C. Kidd	168	32	a168	a168	a168	504	600
Fulton F. Moyer	168	32	a168	a168	a168	504	600
Riley S. Olson	174	26	a174	a174	a174	522	600
Bennett C. Nikkila	135	65	135	160	154	449	644
			====	====	====	====	====
Scratch Total			645	670	664	1979	1979
Handicap			155	155	155		465
Total			800	825	819	1979	2444
Team Points Won			0.0	0.0	1.0	1.0	1.0

Lane 13 2 - Team 2 Week 13 1/6/2026

Name	Old Avg	Old HDCP	-1-	-2-	-3-	Total	HDCP Total
No one bowled							

Lane 14 10 - Team 10 Week 13 1/6/2026

Name	Old Avg	Old HDCP	-1-	-2-	-3-	Total	HDCP Total
Ryker J. Kidd	54	146	a54	a54	a54	162	600
Hunter I. Cool	38	162	45	47	46	138	624
Grayson T. Sherman	57	143	53	55	55	163	592
Greyson B. Wiedel	41	159	52	59	65	176	653
			====	====	====	====	====
Scratch Total			204	215	220	639	639
Handicap			610	610	610		1830
Total			814	825	830	639	2469
Team Points Won			1.0	1.0	1.0	4.0	4.0

Lane 15 1 - The Bowling Baddies Week 13 1/6/2026

Name	Old Avg	Old HDCP	-1-	-2-	-3-	Total	HDCP Total
Mallory G. Stubbs	116	84	a116	a116	a116	348	600
Rozalyn G. Warrington	89	111	77	84	132	293	626
Brooke M. Bengtson	67	133	a67	a67	a67	201	600
Arabella H. McKenzie	82	118	73	121	79	273	627
			====	====	====	====	====
Scratch Total			333	388	394	1115	1115
Handicap			446	446	446		1338
Total			779	834	840	1115	2453
Team Points Won			1.0	1.0	1.0	4.0	4.0

Lane 16 9 - BYE TEAM Week 13 1/6/2026

Name	Old Avg	Old HDCP	-1-	-2-	-3-	Total	HDCP Total
No one bowled							

Hot Shots 2025-26

Lane 17 7 - Team 7 Week 13 1/6/2026

Name	Old Avg	Old HDCP	-1-	-2-	-3-	Total	HDCP Total
<i>No one bowled</i>							

Lane 18 4 - The Loner +1 Week 13 1/6/2026

Name	Old Avg	Old HDCP	-1-	-2-	-3-	Total	HDCP Total
<i>No one bowled</i>							

Lane 19 6 - Rhyker Goes First Week 13 1/6/2026

Name	Old Avg	Old HDCP	-1-	-2-	-3-	Total	HDCP Total
Rhyker Dalland	112	88	a112	a112	a112	336	600
Bella Yendra	121	79	a121	a121	a121	363	600
Regan G. Sklenar	104	96	82	107	105	294	582
Weston R. Sklenar	178	22	205	178	210	593	659
			====	====	====	====	====
<i>Scratch Total</i>			520	518	548	1586	1586
<i>Handicap</i>			285	285	285		855
<i>Total</i>			805	803	833	1586	2441
<i>Team Points Won</i>			1.0	0.0	0.0	1.0	1.0

Lane 20 8 - Team 8 Week 13 1/6/2026

Name	Old Avg	Old HDCP	-1-	-2-	-3-	Total	HDCP Total
Eoghan M. O'Connor	94	106	117	105	108	330	648
Parker W. Roland	115	85	100	124	142	366	621
Hunter D. Rewinkel	119	81	91	159	135	385	628
VACANT	120	80	v120	v120	v120	360	600
			====	====	====	====	====
<i>Scratch Total</i>			428	508	505	1441	1441
<i>Handicap</i>			352	352	352		1056
<i>Total</i>			780	860	857	1441	2497
<i>Team Points Won</i>			0.0	1.0	1.0	3.0	3.0

Hot Shots 2025-26

Big Apple Fun Center

* Bowlers listed must have a minimum of 1 games.

Change in Average

Name	-----Old-----		Old				Total	---Average Change---			Weekly Over Avg Series Avg +/-	
	Pins	Games	Avg	-1-	-2-	-3-		New - Old	---> +/-	=		
Brooke M. Bengtson	2024	30	67	a67	a67	a67	201	67.47	- 67.47	=	0.00	
Evie Boness	3124	36	86	97	115	98	310	88.05	- 86.78	=	1.27	310 - 258=52
Hunter I. Cool	1264	33	38	45	47	46	138	38.94	- 38.30	=	0.64	138 - 114=24
Rhyker Dalland	4032	36	112	a112	a112	a112	336	112.00	- 112.00	=	0.00	
Gavin W. Dickey	4521	33	137				0	137.00	- 137.00	=	0.00	
Brooke J. Dunkel	3650	30	121				0	121.67	- 121.67	=	0.00	
Gavin L. Gibreal	2046	18	113				0	113.67	- 113.67	=	0.00	
Trevin J. Graham	4962	33	150				0	150.36	- 150.36	=	0.00	
Amanda R. Hodges	674	6	112				0	112.33	- 112.33	=	0.00	
Gage A. Holoubeck	2664	24	111				0	111.00	- 111.00	=	0.00	
Landon C. Kidd	5560	33	168	a168	a168	a168	504	168.48	- 168.48	=	0.00	
Ryker J. Kidd	1960	36	54	a54	a54	a54	162	54.44	- 54.44	=	0.00	
Kellen R. Mauler	3164	21	150				0	150.67	- 150.67	=	0.00	
Arabella H. McKenzie	2471	30	82	73	121	79	273	83.15	- 82.37	=	0.78	273 - 246=27
Fulton F. Moyer	5402	32	168	a168	a168	a168	504	168.81	- 168.81	=	0.00	
Bennett C. Nikkila	4862	36	135	135	160	154	449	136.18	- 135.06	=	1.12	449 - 405=44
Eoghan M. O'Connor	3393	36	94	117	105	108	330	95.46	- 94.25	=	1.21	330 - 282=48
Riley S. Olson	6295	36	174	a174	a174	a174	522	174.86	- 174.86	=	0.00	
Hunter D. Rewinkel	3937	33	119	91	159	135	385	120.06	- 119.30	=	0.75	385 - 357=28
Parker W. Roland	3827	33	115	100	124	142	366	116.47	- 115.97	=	0.50	366 - 345=21
Grayson T. Sherman	2064	36	57	53	55	55	163	57.10	- 57.33	=	-0.23	163 - 171=-8
Regan G. Sklenar	3755	36	104	82	107	105	294	103.82	- 104.31	=	-0.49	294 - 312=-18
Weston R. Sklenar	5874	33	178	205	178	210	593	179.64	- 178.00	=	1.64	593 - 534=59
Jake D. Stubbs	276	3	92				0	92.00	- 92.00	=	0.00	
Mallory G. Stubbs	3499	30	116	a116	a116	a116	348	116.63	- 116.63	=	0.00	
Keira R. Walburn	4354	33	131				0	131.94	- 131.94	=	0.00	
Rozalyn G. Warrington	3234	36	89	77	84	132	293	90.44	- 89.83	=	0.60	293 - 267=26
Macie G. Whitney	3563	36	98	135	107	101	343	100.15	- 98.97	=	1.18	343 - 294=49
Madison L. Whitney	5018	36	139	158	165	125	448	140.15	- 139.39	=	0.76	448 - 417=31
Greyson B. Wiedel	1363	33	41	52	59	65	176	42.75	- 41.30	=	1.45	176 - 123=53
Bella Yendra	4013	33	121	a121	a121	a121	363	121.61	- 121.61	=	0.00	

Hot Shots 2025-26

Big Apple Fun Center

* Bowlers listed must have a minimum of 1 games.

High Average Listing

	<u>Name</u>	<u>True Average</u>	<u>Pins</u>	<u>Gms</u>	<u>To Raise Avg +1</u>	<u>To Drop Avg -1</u>
1	Weston R. Sklenar	179.64	6467	36	553	513
2	Riley S. Olson	174.86	6295	36	530	490
3	Fulton F. Moyer	168.81	5402	32	513	477
4	Landon C. Kidd	168.48	5560	33	524	487
5	Kellen R. Mauler	150.67	3164	21	460	435
6	Trevin J. Graham	150.36	4962	33	474	437
7	Madison L. Whitney	140.15	5466	39	456	413
8	Gavin W. Dickey	137.00	4521	33	447	410
9	Bennett C. Nikkila	136.18	5311	39	443	400
10	Keira R. Walburn	131.94	4354	33	398	361
11	Brooke J. Dunkel	121.67	3650	30	376	342
12	Bella Yendra	121.61	4013	33	379	342
13	Hunter D. Rewinkel	120.06	4322	36	397	357
14	Mallory G. Stubbs	116.63	3499	30	362	328
15	Parker W. Roland	116.47	4193	36	370	330
16	Gavin L. Gibreal	113.67	2046	18	348	326
17	Amanda R. Hodges	112.33	674	6	343	333
18	Rhyker Dalland	112.00	4032	36	375	335
19	Gage A. Holoubeck	111.00	2664	24	360	332
20	Regan G. Sklenar	103.82	4049	39	319	276
21	Macie G. Whitney	100.15	3906	39	336	293
22	Eoghan M. O'Connor	95.46	3723	39	309	266
23	Jake D. Stubbs	92.00	276	3	282	275
24	Rozalyn G. Warrington	90.44	3527	39	295	252
25	Evie Boness	88.05	3434	39	304	261
26	Arabella H. McKenzie	83.15	2744	33	280	243
27	Brooke M. Bengtson	67.47	2024	30	220	186
28	Grayson T. Sherman	57.10	2227	39	209	166
29	Ryker J. Kidd	54.44	1960	36	185	145
30	Greyson B. Wiedel	42.75	1539	36	138	98
31	Hunter I. Cool	38.94	1402	36	119	79

Hot Shots 2025-26

Big Apple Fun Center

* Bowlers listed must have a minimum of 22 games.

Note: This report includes information through January 6 which is Week 13 of 24

Most Improved Averages

Name	True		Most Improved		Name	True		Most Improved	
	Average	Gms	Avg	+/-		Average	Gms	Avg	+/-
Brooke J. Dunkel	121.67	30	104	+17.67	Grayson T. Sherman	57.10	39	53	+4.10
Keira R. Walburn	131.94	33	117	+14.94	Brooke M. Bengtson	67.47	30	64	+3.47
Fulton F. Moyer	168.81	32	154	+14.81	Eoghan M. O'Connor	95.46	39	93	+2.46
Trevin J. Graham	150.36	33	136	+14.36	Hunter D. Rewinkel	120.06	36	118	+2.06
Evie Boness	88.05	39	75	+13.05	Gavin W. Dickey	137.00	33	135	+2.00
Greyson B. Wiedel	42.75	36	31	+11.75	Rhyker Dalland	112.00	36	111	+1.00
Weston R. Sklenar	179.64	36	168	+11.64	Regan G. Sklenar	103.82	39	104	-0.18
Bella Yendra	121.61	33	110	+11.61	Landon C. Kidd	168.48	33	170	-1.52
Ryker J. Kidd	54.44	36	43	+11.44	Parker W. Roland	116.47	36	119	-2.53
Bennett C. Nikkila	136.18	39	125	+11.18	Hunter I. Cool	38.94	36	43	-4.06
Macie G. Whitney	100.15	39	93	+7.15	Arabella H. McKenzie	83.15	33	88	-4.85
Riley S. Olson	174.86	36	169	+5.86	Gage A. Holoubeck	111.00	24	116	-5.00
Rozalyn G. Warrington	90.44	39	85	+5.44	Mallory G. Stubbs	116.63	30	122	-5.37
Madison L. Whitney	140.15	39	135	+5.15					

Hot Shots 2025-26

Big Apple Fun Center

* Bowlers listed must have a minimum of 1 games.

Most Pins Over Average

Name	-----Old-----		Old				---Average Change---				Weekly Over Avg
	Pins	Games	Avg	-1-	-2-	-3-	Total	New - Old	---> +/-	Series Avg +/-	
Weston R. Sklenar	5874	33	178	205	178	210	593	179.64 - 178.00	= 1.64	593 - 534=59	
Greyson B. Wiedel	1363	33	41	52	59	65	176	42.75 - 41.30	= 1.45	176 - 123=53	
Evie Boness	3124	36	86	97	115	98	310	88.05 - 86.78	= 1.27	310 - 258=52	
Macie G. Whitney	3563	36	98	135	107	101	343	100.15 - 98.97	= 1.18	343 - 294=49	
Eoghan M. O'Connor	3393	36	94	117	105	108	330	95.46 - 94.25	= 1.21	330 - 282=48	
Bennett C. Nikkila	4862	36	135	135	160	154	449	136.18 - 135.06	= 1.12	449 - 405=44	
Madison L. Whitney	5018	36	139	158	165	125	448	140.15 - 139.39	= 0.76	448 - 417=31	
Hunter D. Rewinkel	3937	33	119	91	159	135	385	120.06 - 119.30	= 0.75	385 - 357=28	
Arabella H. McKenzie	2471	30	82	73	121	79	273	83.15 - 82.37	= 0.78	273 - 246=27	
Rozalyn G. Warrington	3234	36	89	77	84	132	293	90.44 - 89.83	= 0.60	293 - 267=26	
Hunter I. Cool	1264	33	38	45	47	46	138	38.94 - 38.30	= 0.64	138 - 114=24	
Parker W. Roland	3827	33	115	100	124	142	366	116.47 - 115.97	= 0.50	366 - 345=21	
Grayson T. Sherman	2064	36	57	53	55	55	163	57.10 - 57.33	= -0.23	163 - 171=-8	
Regan G. Sklenar	3755	36	104	82	107	105	294	103.82 - 104.31	= -0.49	294 - 312=-18	

Hot Shots 2025-26

Big Apple Fun Center

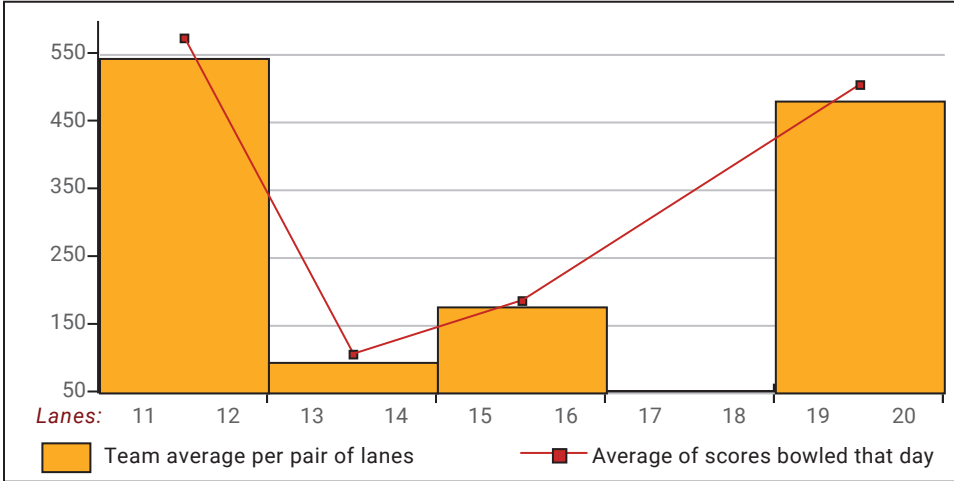
This report is for scores bowled January 6 which is Week 13 of 24

This Week's Statistics

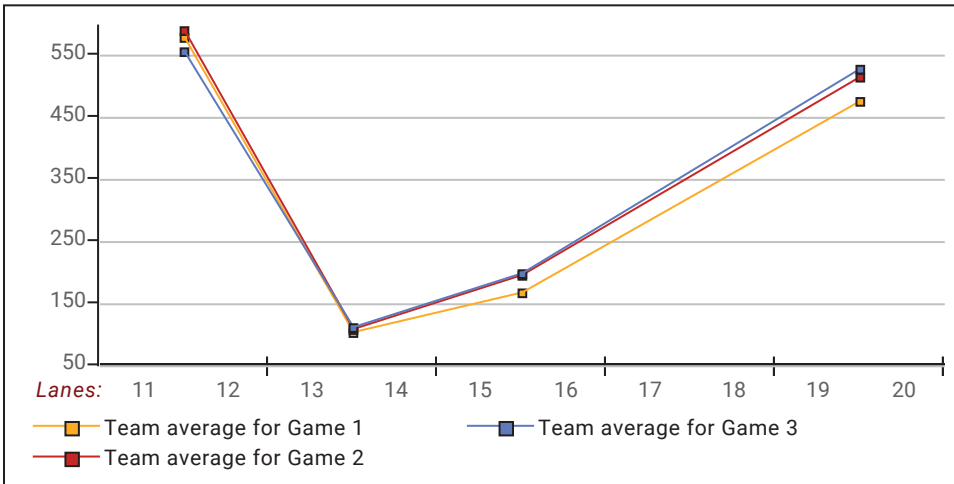
	Over All	Men	Women	Boys	Girls
How many people bowled	14	0	1	8	5
Number of games bowled	42	0	3	24	15
Actual average of week's scores	108.60	0.00	149.33	108.33	100.87
How many games above average	29	0	2	17	10
How many games below average	11	0	1	5	5
Pins above/below average per game	10.38	0.00	10.33	11.21	9.07
How many people raised average	12	--	1	7	4
by this amount	0.99	0.00	0.76	1.05	0.96
How many people went down	2	--	--	1	1
by this amount	-0.36	0.00	0.00	-0.23	-0.49
League average before bowling	98.65	0.00	139.39	97.44	92.45
League average after bowling	99.46	0.00	140.15	98.33	93.12
Change in league average	0.80	0.00	0.76	0.89	0.67
800s	--	--	--	--	--
775s	--	--	--	--	--
750s	--	--	--	--	--
725s	--	--	--	--	--
700s	--	--	--	--	--
675s	--	--	--	--	--
650s	--	--	--	--	--
625s	--	--	--	--	--
600s	--	--	--	--	--
575s	1	--	--	1	--
550s	--	--	--	--	--
525s	--	--	--	--	--
500s	--	--	--	--	--
475s	--	--	--	--	--
450s	--	--	--	--	--
425s	2	--	1	1	--
400s	--	--	--	--	--
below 400	11	--	--	6	5
300s	--	--	--	--	--
275s	--	--	--	--	--
250s	--	--	--	--	--
225s	--	--	--	--	--
200s	2	--	--	2	--
175s	1	--	--	1	--
150s	5	--	2	3	--
125s	6	--	1	3	2
100s	11	--	--	5	6
below 100	17	--	--	10	7

This report is for scores bowled January 6 which is Week 13 of 24

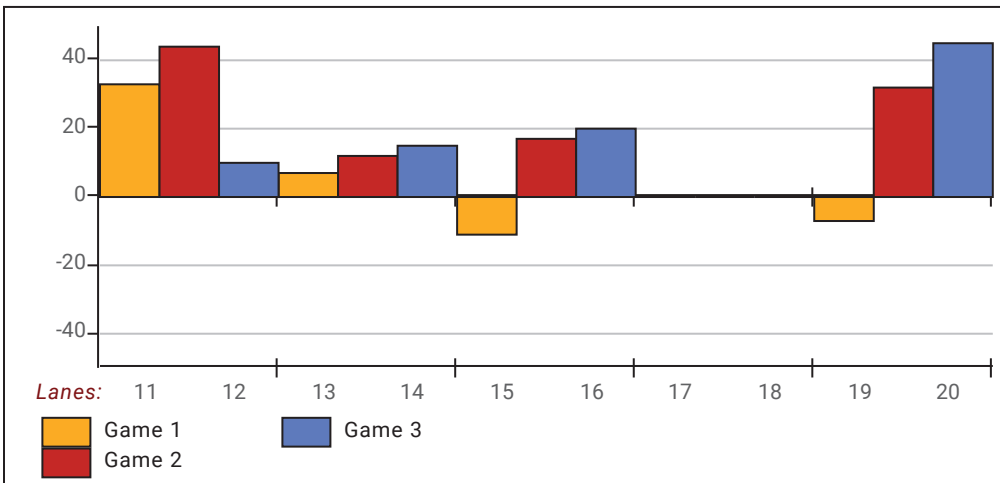
Team Average vs Avg of Scores



Average of Scores for Each Game

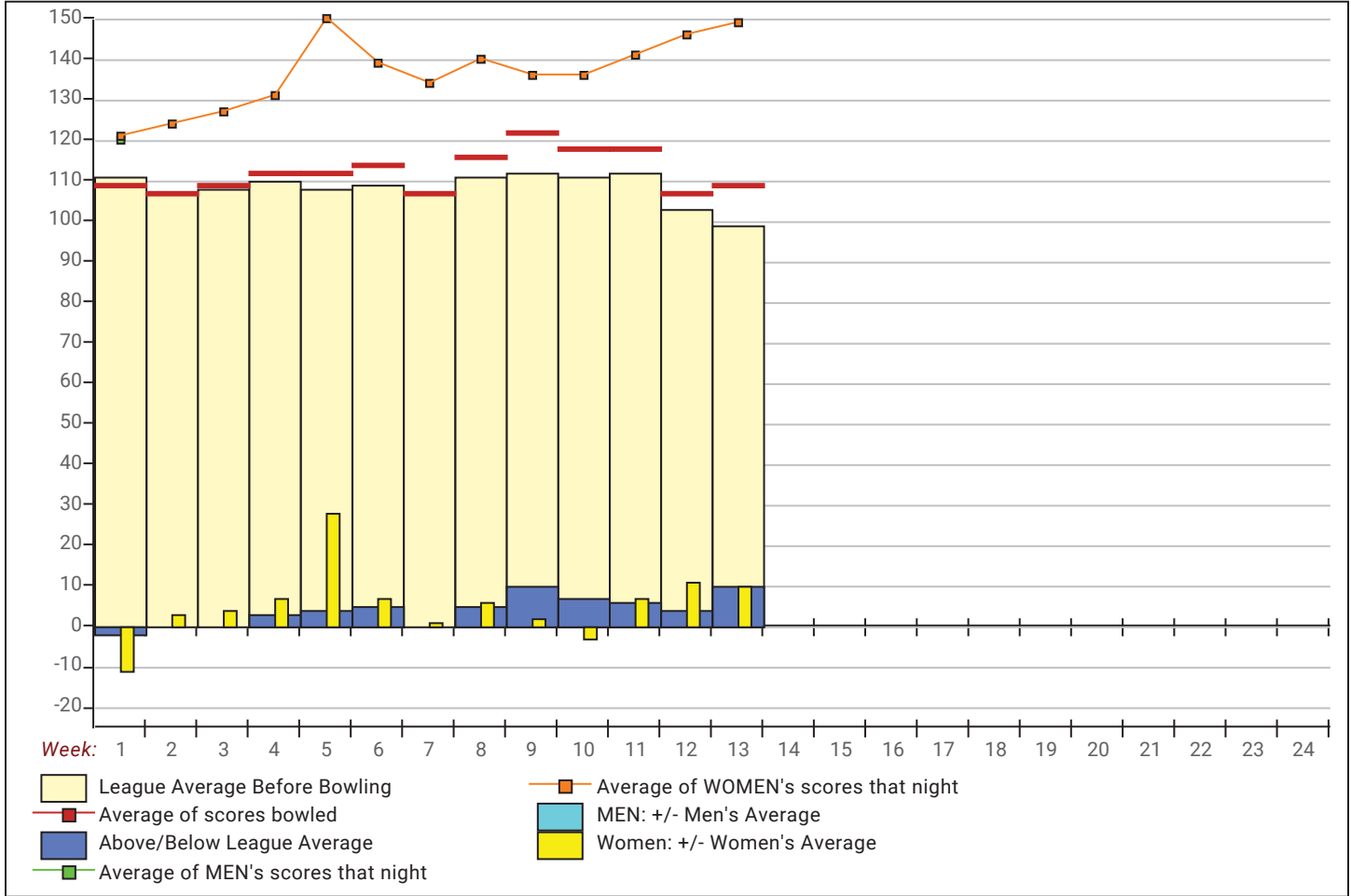


Amount Over/Under Team Average



This report is for scores bowled January 6 which is Week 13 of 24

League Average Week-by-Week



League Average Statistics for Last Week

	League	Right Hand	Left Hand
League Average Before Bowling	98.65	98.65	
Average of scores bowled that night	108.60	108.60	
New League Average After Bowling	99.46	99.46	
Change in League Average	.80	.80	
People Who Bowled Over Average	12	12	
People Who Bowled Under Average	2	2	
Average Amount of Series Over Avg	38.50	38.50	
Average Amount of Series Under Avg	-13.00	-13.00	
Difference Avg, NiteAvg	10.38	10.38	
Number of Bowlers	14	14	
Number of Games Bowled	42	42	
People Who Raised Their Average	12	12	
Raised By an Average of This Amount	.99	.99	
People Who Lowered Their Average	2	2	
Lowered By an Average of This Amou	-.36	-.36	
Number of Games Bowled Over Avera	29	29	
Number of Games Bowled Under Avera	11	11	

Note: Averages are based only on people who bowled.

Press Release -- 1/7/2026

1/6/2026 Week 13 of 24

Hot Shots 2025-26

Tuesday 6:30 pm

Big Apple Fun Center

Lanes 11 - 20

Team Standings

Place	Team Name	Avg p/gm	Points Won	Points Lost	Year-To-Date WON	Y-T-D LOST
1	Team 10	192	4	0	32	20
2	The Bowling Baddies	359	4	0	27	25
3	The 3 Amigos	448	3	1	35	17
4	Team 8	451	3	1	23	29
5	PBA Young Boy	646	1	3	25½	26½
6	Rhyker Goes First	516	1	3	32	20
7	Team 7	558	0	0	34½	13½
8	The Loner +1	479	0	0	27	21
9	Team 2	436	0	4	13	39
10	BYE TEAM		0	4	7	45

*** Although not shown, standings are determined by points only for the current split

Last Week's Top Scores

	Scratch Game	Scratch Series	Handicap Game	Handicap Series
Women	165 Madison Whitney	448 Madison Whitney	226 Madison Whitney	631 Madison Whitney
Boys	210 Weston Sklenar	593 Weston Sklenar	240 Hunter Rewinkel	659 Weston Sklenar
	160 Bennett Nikkila	449 Bennett Nikkila	232 Weston Sklenar	653 Greyson Wiedel
	159 Hunter Rewinkel	385 Hunter Rewinkel	227 Parker Roland	648 Eoghan O'Connor
	142 Parker Roland	366 Parker Roland	225 Bennett Nikkila	644 Bennett Nikkila
	117 Eoghan O'Connor	330 Eoghan O'Connor	224 Greyson Wiedel	628 Hunter Rewinkel
	65 Greyson Wiedel	176 Greyson Wiedel	223 Eoghan O'Connor	624 Hunter Cool
	55 Grayson Sherman	163 Grayson Sherman	209 Hunter Cool	621 Parker Roland
	47 Hunter Cool	138 Hunter Cool	198 Grayson Sherman	592 Grayson Sherman
Girls	135 Macie Whitney	343 Macie Whitney	243 Rozalyn Warrington	652 Evie Boness
	132 Rozalyn Warrington	310 Evie Boness	239 Arabella McKenzie	649 Macie Whitney
	121 Arabella McKenzie	294 Regan Sklenar	237 Macie Whitney	627 Arabella McKenzie
	115 Evie Boness	293 Rozalyn Warrington	229 Evie Boness	626 Rozalyn Warrington
	107 Regan Sklenar	273 Arabella McKenzie	203 Regan Sklenar	582 Regan Sklenar