

Hot Shots 2025-26

Tuesday 6:30 pm

Big Apple Fun Center

Lanes 11 - 20

President: Robbie Samuelson (308)238-3529
 Secretary/Treasurer: Kim Hodges (308)293-7824

Team Standings

Place	#	Team Name	Points Won	Points Lost	%Won	Pins + HDCP	Scratch Pins	Avg p/gm	High Game	High Sers	HDCP Game	HDCP Sers
1	7	Team 7	30	6	83.3	22510	15004	555	729	1854	983	2616
2	6	Rhyker Goes First	23	13	63.9	21895	13744	509	585	1636	885	2527
3	4	The Loner +1	22	14	61.1	21898	12865	476	532	1538	865	2537
4	3	The 3 Amigos	20½	15½	56.9	21984	11811	437	522	1420	891	2532
5	10	Team 10	19	17	52.8	21948	5016	185	243	627	866	2496
6	5	PBA Young Boy	17½	18½	48.6	21920	17180	636	763	2175	937	2697
7	1	The Bowling Baddies	17	19	47.2	21633	9645	357	419	1194	855	2470
8	8	Team 8	15	21	41.7	21673	12103	448	502	1452	866	2550
9	2	Team 2	13	23	36.1	19104	10482	436	498	1349	849	2438
10	9	BYE TEAM	3	33		0	0		0	0	0	0

Review of Last Week's Bowling.....

Lanes	Team Name	HDCP -1-	HDCP -2-	HDCP -3-	HDCP Total	Last Wk WON	Team Name	HDCP -1-	HDCP -2-	HDCP -3-	HDCP Total	Last Wk WON
11-12	Team 8	809	811	831	2451	2	<---> Team 10	861	805	815	2481	2
13-14	Team 2	0	0	0	0	0	<---> PBA Young Boy	937	881	879	2697	4
15-16	BYE TEAM	0	0	0	0	0	<---> The Loner +1	777	815	787	2379	4
17-18	The Bowling Baddies	787	785	795	2367	0	<---> Team 7	799	834	983	2616	4
19-20	The 3 Amigos	844	891	792	2527	1½	<---> Rhyker Goes First	856	829	842	2527	2½

Lane Assignments

	11-12	13-14	15-16	17-18	19-20
Wk10 11/04	4- 3	10- 9	2- 1	6- 5	8- 7
Wk11 11/11	6- 1	4- 8	3- 7	9- 2	10- 5
Wk12 11/18	8- 9	7- 6	5- 4	1-10	2- 3

Last Week's Top Scores

	Team Scratch Game	Team Scratch Series	Team Handicap Game	Team Handicap Series
	763 PBA Young Boy	2175 PBA Young Boy	983 Team 7	2697 PBA Young Boy
	729 Team 7	1854 Team 7	937 PBA Young Boy	2616 Team 7
	559 Rhyker Goes First	1636 Rhyker Goes First	891 The 3 Amigos	2527 The 3 Amigos
	522 The 3 Amigos	1422 The Loner +1	861 Team 10	2527 Rhyker Goes First
	496 The Loner +1	1420 The 3 Amigos	856 Rhyker Goes First	2481 Team 10
	476 Team 8	1386 Team 8	831 Team 8	2451 Team 8
	348 The Bowling Baddies	1026 The Bowling Baddies	815 The Loner +1	2379 The Loner +1
	243 Team 10	627 Team 10	795 The Bowling Baddies	2367 The Bowling Baddies
	Scratch Game	Scratch Series	Handicap Game	Handicap Series
Women	159 Madison Whitney	458 Madison Whitney	223 Madison Whitney	650 Madison Whitney
	152 Keira Walburn	358 Keira Walburn	221 Keira Walburn	565 Keira Walburn
Boys	257 Trevin Graham	647 Fulton Moyer	309 Trevin Graham	776 Fulton Moyer
	245 Fulton Moyer	588 Weston Sklenar	288 Fulton Moyer	687 Trevin Graham
	217 Weston Sklenar	545 Landon Kidd	255 Bennett Nikkila	675 Weston Sklenar
	214 Riley Olson	531 Trevin Graham	246 Weston Sklenar	659 Landon Kidd
	195 Landon Kidd	525 Riley Olson	241 Riley Olson	656 Bennett Nikkila
Girls	180 Brooke Dunkel	464 Brooke Dunkel	265 Brooke Dunkel	719 Brooke Dunkel
	149 Macie Whitney	388 Mallory Stubbs	258 Macie Whitney	656 Macie Whitney
	143 Bella Yendra	364 Bella Yendra	225 Bella Yendra	649 Mallory Stubbs
	138 Mallory Stubbs	344 Amanda Hodges	225 Mallory Stubbs	621 Evie Boness
	124 Amanda Hodges	329 Macie Whitney	218 Regan Sklenar	614 Amanda Hodges
				614 Regan Sklenar

Season High Scores

Team Scratch Game		Team Scratch Series		Team Handicap Game		Team Handicap Series	
763	PBA Young Boy	2175	PBA Young Boy	983	Team 7	2697	PBA Young Boy
729	Team 7	1854	Team 7	937	PBA Young Boy	2616	Team 7
585	Rhyker Goes First	1636	Rhyker Goes First	891	The 3 Amigos	2550	Team 8
532	The Loner +1	1538	The Loner +1	885	Rhyker Goes First	2537	The Loner +1
522	The 3 Amigos	1452	Team 8	866	Team 8	2532	The 3 Amigos
502	Team 8	1420	The 3 Amigos	866	Team 10	2527	Rhyker Goes First
498	Team 2	1349	Team 2	865	The Loner +1	2496	Team 10
419	The Bowling Baddies	1194	The Bowling Baddies	855	The Bowling Baddies	2470	The Bowling Baddi
243	Team 10	627	Team 10	849	Team 2	2438	Team 2

	Scratch Game	Scratch Series	Handicap Game	Handicap Series
Women	182 Keira Walburn 177 Madison Whitney	488 Keira Walburn 458 Madison Whitney	265 Keira Walburn 246 Madison Whitney	737 Keira Walburn 650 Madison Whitney
Boys	257 Trevin Graham 245 Fulton Moyer 243 Riley Olson 227 Landon Kidd 217 Weston Sklenar	647 Fulton Moyer 641 Trevin Graham 609 Riley Olson 588 Weston Sklenar 557 Landon Kidd	309 Trevin Graham 293 Fulton Moyer 272 Riley Olson 270 Jake Stubbs 258 Ryker Kidd	827 Trevin Graham 776 Fulton Moyer 735 Riley Olson 702 Bennett Nikkila 695 Ryker Kidd
Girls	180 Brooke Dunkel 161 Bella Yendra 158 Mallory Stubbs 155 Regan Sklenar 149 Macie Whitney	464 Brooke Dunkel 402 Bella Yendra 388 Mallory Stubbs 356 Regan Sklenar 344 Amanda Hodges	265 Brooke Dunkel 258 Macie Whitney 255 Regan Sklenar 245 Bella Yendra 244 Evie Boness	719 Brooke Dunkel 663 Evie Boness 659 Regan Sklenar 659 Rozalyn Warrington 657 Arabella McKenzie

Team Rosters

1 - The Bowling Baddies

Name	Avg	HDCP	Pins	Gms	High Game	High Sers	HDCP Game	HDCP Sers	0's	100's	200's	0's	400's	500's
Mallory G. Stubbs	116	84	2438	21	158	388	239	649	5	16	--	7	--	--
Rozalyn G. Warrington	89	111	2422	27	112	317	226	659	21	6	--	9	--	--
Brooke M. Bengtson	67	133	1628	24	96	245	230	647	24	--	--	8	--	--
Arabella H. McKenzie	79	121	1672	21	111	300	230	657	18	3	--	7	--	--

2 - Team 2

Name	Avg	HDCP	Pins	Gms	High Game	High Sers	HDCP Game	HDCP Sers	0's	100's	200's	0's	400's	500's
Gavin L. Gibreal	113	87	2046	18	151	377	226	612	2	16	--	6	--	--
Gage A. Holoubeck	111	89	2664	24	154	369	240	638	7	17	--	8	--	--
Jake D. Stubbs	92	108	276	3	162	276	270	600	2	1	--	1	--	--
VACANT	120	80	360	3	120	360	200	600	--	3	--	1	--	--

3 - The 3 Amigos

Name	Avg	HDCP	Pins	Gms	High Game	High Sers	HDCP Game	HDCP Sers	0's	100's	200's	0's	400's	500's
Madison L. Whitney	138	62	3741	27	177	458	246	650	--	27	--	2	7	--
Evie Boness	85	115	2304	27	119	291	244	663	21	6	--	9	--	--
Macie G. Whitney	93	107	2526	27	149	329	258	656	17	10	--	9	--	--
VACANT	120	80	0	0	0	0			--	--	--	--	--	--

4 - The Loner +1

Name	Avg	HDCP	Pins	Gms	High Game	High Sers	HDCP Game	HDCP Sers	0's	100's	200's	0's	400's	500's
Amanda R. Hodges	112	88	674	6	140	344	230	614	2	4	--	2	--	--
Keira R. Walburn	129	71	3503	27	182	488	265	737	2	25	--	5	4	--
VACANT	120	80	0	0	0	0			--	--	--	--	--	--
VACANT	120	80	0	0	0	0			--	--	--	--	--	--

5 - PBA Young Boy

Name	Avg	HDCP	Pins	Gms	High Game	High Sers	HDCP Game	HDCP Sers	0's	100's	200's	0's	400's	500's
Landon C. Kidd	164	36	4437	27	227	557	242	659	--	24	3	--	5	4
Fulton F. Moyer	163	37	4261	26	245	647	293	776	--	22	4	--	5	3
Riley S. Olson	173	27	4696	27	243	609	272	735	--	21	6	--	3	6
Bennett C. Nikkila	136	64	3676	27	189	480	255	702	5	22	--	3	6	--

Hot Shots 2025-26

6 - Rhyker Goes First

<u>Name</u>	<u>Avg</u>	<u>HDCP</u>	<u>Pins</u>	<u>Gms</u>	<u>High Game</u>	<u>High Sers</u>	<u>HDCP Game</u>	<u>HDCP Sers</u>	<u>0's</u>	<u>100's</u>	<u>200's</u>	<u>0's</u>	<u>400's</u>	<u>500's</u>
Rhyker Dalland	112	88	3041	27	148	377	237	638	3	24	--	9	--	--
Bella Yendra	118	82	3207	27	161	402	245	654	5	22	--	8	1	--
Regan G. Sklenar	103	97	2800	27	155	356	255	659	10	17	--	9	--	--
Weston R. Sklenar	174	26	4189	24	217	588	247	675	--	20	4	--	3	5

7 - Team 7

<u>Name</u>	<u>Avg</u>	<u>HDCP</u>	<u>Pins</u>	<u>Gms</u>	<u>High Game</u>	<u>High Sers</u>	<u>HDCP Game</u>	<u>HDCP Sers</u>	<u>0's</u>	<u>100's</u>	<u>200's</u>	<u>0's</u>	<u>400's</u>	<u>500's</u>
Kellen R. Mauler	148	52	2221	15	181	466	233	631	--	15	--	--	5	--
Brooke J. Dunkel	120	80	3246	27	180	464	265	719	6	21	--	7	2	--
Gavin W. Dickey	136	64	3675	27	189	442	252	649	1	26	--	3	6	--
Trevin J. Graham	151	49	4086	27	257	641	309	827	1	23	3	3	4	2

8 - Team 8

<u>Name</u>	<u>Avg</u>	<u>HDCP</u>	<u>Pins</u>	<u>Gms</u>	<u>High Game</u>	<u>High Sers</u>	<u>HDCP Game</u>	<u>HDCP Sers</u>	<u>0's</u>	<u>100's</u>	<u>200's</u>	<u>0's</u>	<u>400's</u>	<u>500's</u>
Eoghan M. O'Connor	96	104	2614	27	124	337	242	691	14	13	--	9	--	--
Parker W. Roland	115	85	3111	27	149	378	233	629	6	21	--	9	--	--
Hunter D. Rewinkel	115	85	2778	24	146	377	234	641	4	20	--	8	--	--
VACANT	120	80	0	0	0	0			--	--	--	--	--	--

9 - BYE TEAM

10 - Team 10

<u>Name</u>	<u>Avg</u>	<u>HDCP</u>	<u>Pins</u>	<u>Gms</u>	<u>High Game</u>	<u>High Sers</u>	<u>HDCP Game</u>	<u>HDCP Sers</u>	<u>0's</u>	<u>100's</u>	<u>200's</u>	<u>0's</u>	<u>400's</u>	<u>500's</u>
Ryker J. Kidd	50	150	1373	27	101	224	258	695	26	1	--	9	--	--
Hunter I. Cool	40	160	979	24	72	158	233	641	24	--	--	8	--	--
Grayson T. Sherman	57	143	1542	27	91	214	238	651	27	--	--	9	--	--
Greyson B. Wiedel	37	163	894	24	57	145	224	645	24	--	--	8	--	--

Individual High Averages

Men	Women	Boys	Girls
138.56 Madison Whitney	174.54 Weston Sklenar	120.22 Brooke Dunkel	
129.74 Keira Walburn	173.93 Riley Olson	118.78 Bella Yendra	
	164.33 Landon Kidd	116.10 Mallory Stubbs	
	163.88 Fulton Moyer	103.70 Regan Sklenar	
	151.33 Trevin Graham	93.56 Macie Whitney	

Most Improved Average

Women 117 to 129.74 =+12.74 Keira Walburn	135 to 138.56 = +3.56 Madison Whitney
Boys 136 to 151.33 =+15.33 Trevin Graham	125 to 136.15 =+11.15 Bennett Nikkila
Girls 104 to 120.22 =+16.22 Brooke Dunkel	154 to 163.88 = +9.88 Fulton Moyer
	75 to 85.33 =+10.33 Evie Boness
	110 to 118.78 = +8.78 Bella Yendra

Most Un-Improved Averages

Women 135 to 138.56 = +3.56 Madison Whitney	117 to 129.74 =+12.74 Keira Walburn
Boys 170 to 164.33 = -5.67 Landon Kidd	116 to 111.00 = -5.00 Gage Holoubeck
Girls 88 to 79.62 = -8.38 Arabella McKenzie	122 to 116.10 = -5.90 Mallory Stubbs
	119 to 115.22 = -3.78 Parker Roland
	104 to 103.70 = -0.30 Regan Sklenar

Hot Shots 2025-26

Big Apple Fun Center Reprint of Scores -- Week 9

Lane 11 8 - Team 8 Week 9 10/28/2025

Name	Old Avg	Old HDCP	-1-	-2-	-3-	Total	HDCP Total
Eoghan M. O'Connor	97	103	91	83	108	282	591
Parker W. Roland	114	86	106	119	144	369	627
Hunter D. Rewinkel	114	86	137	134	104	375	633
VACANT	120	80	v120	v120	v120	360	600
			====	====	====	====	====
Scratch Total			454	456	476	1386	1386
Handicap			355	355	355		1065
Total			809	811	831	1386	2451
Team Points Won			0.0	1.0	1.0	2.0	2.0

Lane 12 10 - Team 10 Week 9 10/28/2025

Name	Old Avg	Old HDCP	-1-	-2-	-3-	Total	HDCP Total
Ryker J. Kidd	51	149	50	37	57	144	591
Hunter I. Cool	39	161	72	37	49	158	641
Grayson T. Sherman	55	145	84	76	54	214	649
Greyson B. Wiedel	37	163	a37	a37	a37	111	600
			====	====	====	====	====
Scratch Total			243	187	197	627	627
Handicap			618	618	618		1854
Total			861	805	815	627	2481
Team Points Won			1.0	0.0	0.0	2.0	2.0

Lane 13 2 - Team 2 Week 9 10/28/2025

Name	Old Avg	Old HDCP	-1-	-2-	-3-	Total	HDCP Total
No one bowled							

Lane 14 5 - PBA Young Boy Week 9 10/28/2025

Name	Old Avg	Old HDCP	-1-	-2-	-3-	Total	HDCP Total
Landon C. Kidd	162	38	183	195	167	545	659
Fulton F. Moyer	157	43	245	212	190	647	776
Riley S. Olson	173	27	214	152	159	525	606
Bennett C. Nikkila	134	66	121	148	189	458	656
			====	====	====	====	====
Scratch Total			763	707	705	2175	2175
Handicap			174	174	174		522
Total			937	881	879	2175	2697
Team Points Won			1.0	1.0	1.0	4.0	4.0

Lane 15 9 - BYE TEAM Week 9 10/28/2025

Name	Old Avg	Old HDCP	-1-	-2-	-3-	Total	HDCP Total
No one bowled							

Lane 16 4 - The Loner +1 Week 9 10/28/2025

Name	Old Avg	Old HDCP	-1-	-2-	-3-	Total	HDCP Total
Amanda R. Hodges	110	90	124	104	116	344	614
Keira R. Walburn	131	69	94	152	112	358	565
VACANT	120	80	v120	v120	v120	360	600
VACANT	120	80	v120	v120	v120	360	600
			====	====	====	====	====
Scratch Total			458	496	468	1422	1422
Handicap			319	319	319		957
Total			777	815	787	1422	2379
Team Points Won			1.0	1.0	1.0	4.0	4.0

Hot Shots 2025-26

Lane 17 1 - The Bowling Baddies Week 9 10/28/2025

Name	Old Avg	Old HDCP	-1-	-2-	-3-	Total	HDCP Total
Mallory G. Stubbs	113	87	126	124	138	388	649
Rozalyn G. Warrington	90	110	83	87	91	261	591
Brooke M. Bengtson	68	132	70	73	49	192	588
Arabella H. McKenzie	82	118	61	54	70	185	539
			====	====	====	====	====
Scratch Total			340	338	348	1026	1026
Handicap			447	447	447		1341
Total			787	785	795	1026	2367
Team Points Won			0.0	0.0	0.0	0.0	0.0

Lane 18 7 - Team 7 Week 9 10/28/2025

Name	Old Avg	Old HDCP	-1-	-2-	-3-	Total	HDCP Total
Kellen R. Mauler	148	52	a148	a148	a148	444	600
Brooke J. Dunkel	115	85	150	134	180	464	719
Gavin W. Dickey	135	65	136	135	144	415	610
Trevin J. Graham	148	52	111	163	257	531	687
			====	====	====	====	====
Scratch Total			545	580	729	1854	1854
Handicap			254	254	254		762
Total			799	834	983	1854	2616
Team Points Won			1.0	1.0	1.0	4.0	4.0

Lane 19 3 - The 3 Amigos Week 9 10/28/2025

Name	Old Avg	Old HDCP	-1-	-2-	-3-	Total	HDCP Total
Madison L. Whitney	136	64	159	153	146	458	650
Evie Boness	84	116	87	100	86	273	621
Macie G. Whitney	91	109	109	149	71	329	656
VACANT	120	80	v120	v120	v120	360	600
			====	====	====	====	====
Scratch Total			475	522	423	1420	1420
Handicap			369	369	369		1107
Total			844	891	792	1420	2527
Team Points Won			0.0	1.0	0.0	1.5	1.5

Lane 20 6 - Rhyker Goes First Week 9 10/28/2025

Name	Old Avg	Old HDCP	-1-	-2-	-3-	Total	HDCP Total
Rhyker Dalland	111	89	148	100	113	361	628
Bella Yendra	118	82	110	143	111	364	610
Regan G. Sklenar	103	97	121	98	104	323	614
Weston R. Sklenar	171	29	180	191	217	588	675
			====	====	====	====	====
Scratch Total			559	532	545	1636	1636
Handicap			297	297	297		891
Total			856	829	842	1636	2527
Team Points Won			1.0	0.0	1.0	2.5	2.5

Hot Shots 2025-26

Big Apple Fun Center

* Bowlers listed must have a minimum of 1 games.

Change in Average

Name	-----Old-----		Old					---Average Change---			Weekly Over Avg
	Pins	Games	Avg	-1-	-2-	-3-	Total	New	Old	---> +/-	Series Avg +/-
Brooke M. Bengtson	1436	21	68	70	73	49	192	67.83	- 68.38	= -0.55	192 - 204=-12
Evie Boness	2031	24	84	87	100	86	273	85.33	- 84.63	= 0.71	273 - 252=21
Hunter I. Cool	821	21	39	72	37	49	158	40.79	- 39.10	= 1.70	158 - 117=41
Rhyker Dalland	2680	24	111	148	100	113	361	112.63	- 111.67	= 0.96	361 - 333=28
Gavin W. Dickey	3260	24	135	136	135	144	415	136.11	- 135.83	= 0.28	415 - 405=10
Brooke J. Dunkel	2782	24	115	150	134	180	464	120.22	- 115.92	= 4.31	464 - 345=119
Gavin L. Gibreal	2046	18	113				0	113.67	- 113.67	= 0.00	
Trevin J. Graham	3555	24	148	111	163	257	531	151.33	- 148.13	= 3.21	531 - 444=87
Amanda R. Hodges	330	3	110	124	104	116	344	112.33	- 110.00	= 2.33	344 - 330=14
Gage A. Holoubeck	2664	24	111				0	111.00	- 111.00	= 0.00	
Landon C. Kidd	3892	24	162	183	195	167	545	164.33	- 162.17	= 2.17	545 - 486=59
Ryker J. Kidd	1229	24	51	50	37	57	144	50.85	- 51.21	= -0.36	144 - 153=-9
Kellen R. Mauler	2221	15	148	a148	a148	a148	444	148.07	- 148.07	= 0.00	
Arabella H. McKenzie	1487	18	82	61	54	70	185	79.62	- 82.61	= -2.99	185 - 246=-61
Fulton F. Moyer	3614	23	157	245	212	190	647	163.88	- 157.13	= 6.75	647 - 471=176
Bennett C. Nikkila	3218	24	134	121	148	189	458	136.15	- 134.08	= 2.06	458 - 402=56
Eoghan M. O'Connor	2332	24	97	91	83	108	282	96.81	- 97.17	= -0.35	282 - 291=-9
Riley S. Olson	4171	24	173	214	152	159	525	173.93	- 173.79	= 0.13	525 - 519=6
Hunter D. Rewinkel	2403	21	114	137	134	104	375	115.75	- 114.43	= 1.32	375 - 342=33
Parker W. Roland	2742	24	114	106	119	144	369	115.22	- 114.25	= 0.97	369 - 342=27
Grayson T. Sherman	1328	24	55	84	76	54	214	57.11	- 55.33	= 1.78	214 - 165=49
Regan G. Sklenar	2477	24	103	121	98	104	323	103.70	- 103.21	= 0.50	323 - 309=14
Weston R. Sklenar	3601	21	171	180	191	217	588	174.54	- 171.48	= 3.07	588 - 513=75
Jake D. Stubbs	276	3	92				0	92.00	- 92.00	= 0.00	
Mallory G. Stubbs	2050	18	113	126	124	138	388	116.10	- 113.89	= 2.21	388 - 339=49
Keira R. Walburn	3145	24	131	94	152	112	358	129.74	- 131.04	= -1.30	358 - 393=-35
Rozalyn G. Warrington	2161	24	90	83	87	91	261	89.70	- 90.04	= -0.34	261 - 270=-9
Macie G. Whitney	2197	24	91	109	149	71	329	93.56	- 91.54	= 2.01	329 - 273=56
Madison L. Whitney	3283	24	136	159	153	146	458	138.56	- 136.79	= 1.76	458 - 408=50
Greyson B. Wiedel	894	24	37	a37	a37	a37	111	37.25	- 37.25	= 0.00	
Bella Yendra	2843	24	118	110	143	111	364	118.78	- 118.46	= 0.32	364 - 354=10

Hot Shots 2025-26

Big Apple Fun Center

* Bowlers listed must have a minimum of 1 games.

High Average Listing

	<u>Name</u>	<u>True Average</u>	<u>Pins</u>	<u>Gms</u>	<u>To Raise Avg +1</u>	<u>To Drop Avg -1</u>
1	Weston R. Sklenar	174.54	4189	24	536	508
2	Riley S. Olson	173.93	4696	27	524	493
3	Landon C. Kidd	164.33	4437	27	513	482
4	Fulton F. Moyer	163.88	4261	26	495	465
5	Trevin J. Graham	151.33	4086	27	474	443
6	Kellen R. Mauler	148.07	2221	15	461	442
7	Madison L. Whitney	138.56	3741	27	429	398
8	Bennett C. Nikkila	136.15	3676	27	434	403
9	Gavin W. Dickey	136.11	3675	27	435	404
10	Keira R. Walburn	129.74	3503	27	397	366
11	Brooke J. Dunkel	120.22	3246	27	384	353
12	Bella Yendra	118.78	3207	27	363	332
13	Mallory G. Stubbs	116.10	2438	21	370	345
14	Hunter D. Rewinkel	115.75	2778	24	354	326
15	Parker W. Roland	115.22	3111	27	369	338
16	Gavin L. Gibreal	113.67	2046	18	348	326
17	Rhyker Dalland	112.63	3041	27	349	318
18	Amanda R. Hodges	112.33	674	6	343	333
19	Gage A. Holoubeck	111.00	2664	24	360	332
20	Regan G. Sklenar	103.70	2800	27	320	289
21	Eoghan M. O'Connor	96.81	2614	27	296	265
22	Macie G. Whitney	93.56	2526	27	294	263
23	Jake D. Stubbs	92.00	276	3	282	275
24	Rozalyn G. Warrington	89.70	2422	27	278	247
25	Evie Boness	85.33	2304	27	276	245
26	Arabella H. McKenzie	79.62	1672	21	248	223
27	Brooke M. Bengtson	67.83	1628	24	208	180
28	Grayson T. Sherman	57.11	1542	27	198	167
29	Ryker J. Kidd	50.85	1373	27	157	126
30	Hunter I. Cool	40.79	979	24	128	100
31	Greyson B. Wiedel	37.25	894	24	132	104

Hot Shots 2025-26

Big Apple Fun Center

* Bowlers listed must have a minimum of 13 games.

Note: This report includes information through October 28 which is Week 9 of 24

Most Improved Averages

Name	True		Most Improved		Name	True		Most Improved	
	Average	Gms	Avg	+/-		Average	Gms	Avg	+/-
Brooke J. Dunkel	120.22	27	104	+16.22	Madison L. Whitney	138.56	27	135	+3.56
Trevin J. Graham	151.33	27	136	+15.33	Rhyker Dalland	112.63	27	111	+1.63
Keira R. Walburn	129.74	27	117	+12.74	Gavin W. Dickey	136.11	27	135	+1.11
Bennett C. Nikkila	136.15	27	125	+11.15	Macie G. Whitney	93.56	27	93	+0.56
Evie Boness	85.33	27	75	+10.33	Kellen R. Mauler	148.07	15	148	+0.07
Fulton F. Moyer	163.88	26	154	+9.88	Regan G. Sklenar	103.70	27	104	-0.30
Bella Yendra	118.78	27	110	+8.78	Gavin L. Gibreal	113.67	18	114	-0.33
Ryker J. Kidd	50.85	27	43	+7.85	Hunter I. Cool	40.79	24	43	-2.21
Weston R. Sklenar	174.54	24	168	+6.54	Hunter D. Rewinkel	115.75	24	118	-2.25
Greyson B. Wiedel	37.25	24	31	+6.25	Parker W. Roland	115.22	27	119	-3.78
Riley S. Olson	173.93	27	169	+4.93	Gage A. Holoubeck	111.00	24	116	-5.00
Rozalyn G. Warrington	89.70	27	85	+4.70	Landon C. Kidd	164.33	27	170	-5.67
Grayson T. Sherman	57.11	27	53	+4.11	Mallory G. Stubbs	116.10	21	122	-5.90
Brooke M. Bengtson	67.83	24	64	+3.83	Arabella H. McKenzie	79.62	21	88	-8.38
Eoghan M. O'Connor	96.81	27	93	+3.81					

Hot Shots 2025-26

Big Apple Fun Center

* Bowlers listed must have a minimum of 1 games.

Most Pins Over Average

Name	-----Old-----		Old				---Average Change---				Weekly Over Avg
	Pins	Games	Avg	-1-	-2-	-3-	Total	New - Old	---> +/-	Series Avg +/-	
Fulton F. Moyer	3614	23	157	245	212	190	647	163.88	- 157.13	= 6.75	647 - 471=176
Brooke J. Dunkel	2782	24	115	150	134	180	464	120.22	- 115.92	= 4.31	464 - 345=119
Trevin J. Graham	3555	24	148	111	163	257	531	151.33	- 148.13	= 3.21	531 - 444=87
Weston R. Sklenar	3601	21	171	180	191	217	588	174.54	- 171.48	= 3.07	588 - 513=75
Landon C. Kidd	3892	24	162	183	195	167	545	164.33	- 162.17	= 2.17	545 - 486=59
Macie G. Whitney	2197	24	91	109	149	71	329	93.56	- 91.54	= 2.01	329 - 273=56
Bennett C. Nikkila	3218	24	134	121	148	189	458	136.15	- 134.08	= 2.06	458 - 402=56
Madison L. Whitney	3283	24	136	159	153	146	458	138.56	- 136.79	= 1.76	458 - 408=50
Grayson T. Sherman	1328	24	55	84	76	54	214	57.11	- 55.33	= 1.78	214 - 165=49
Mallory G. Stubbs	2050	18	113	126	124	138	388	116.10	- 113.89	= 2.21	388 - 339=49
Hunter I. Cool	821	21	39	72	37	49	158	40.79	- 39.10	= 1.70	158 - 117=41
Hunter D. Rewinkel	2403	21	114	137	134	104	375	115.75	- 114.43	= 1.32	375 - 342=33
Rhyker Dalland	2680	24	111	148	100	113	361	112.63	- 111.67	= 0.96	361 - 333=28
Parker W. Roland	2742	24	114	106	119	144	369	115.22	- 114.25	= 0.97	369 - 342=27
Evie Boness	2031	24	84	87	100	86	273	85.33	- 84.63	= 0.71	273 - 252=21
Amanda R. Hodges	330	3	110	124	104	116	344	112.33	- 110.00	= 2.33	344 - 330=14
Regan G. Sklenar	2477	24	103	121	98	104	323	103.70	- 103.21	= 0.50	323 - 309=14
Bella Yendra	2843	24	118	110	143	111	364	118.78	- 118.46	= 0.32	364 - 354=10
Gavin W. Dickey	3260	24	135	136	135	144	415	136.11	- 135.83	= 0.28	415 - 405=10
Riley S. Olson	4171	24	173	214	152	159	525	173.93	- 173.79	= 0.13	525 - 519=6
Eoghan M. O'Connor	2332	24	97	91	83	108	282	96.81	- 97.17	= -0.35	282 - 291=-9
Ryker J. Kidd	1229	24	51	50	37	57	144	50.85	- 51.21	= -0.36	144 - 153=-9
Rozalyn G. Warrington	2161	24	90	83	87	91	261	89.70	- 90.04	= -0.34	261 - 270=-9
Brooke M. Bengtson	1436	21	68	70	73	49	192	67.83	- 68.38	= -0.55	192 - 204=-12
Keira R. Walburn	3145	24	131	94	152	112	358	129.74	- 131.04	= -1.30	358 - 393=-35
Arabella H. McKenzie	1487	18	82	61	54	70	185	79.62	- 82.61	= -2.99	185 - 246=-61

Hot Shots 2025-26

Big Apple Fun Center

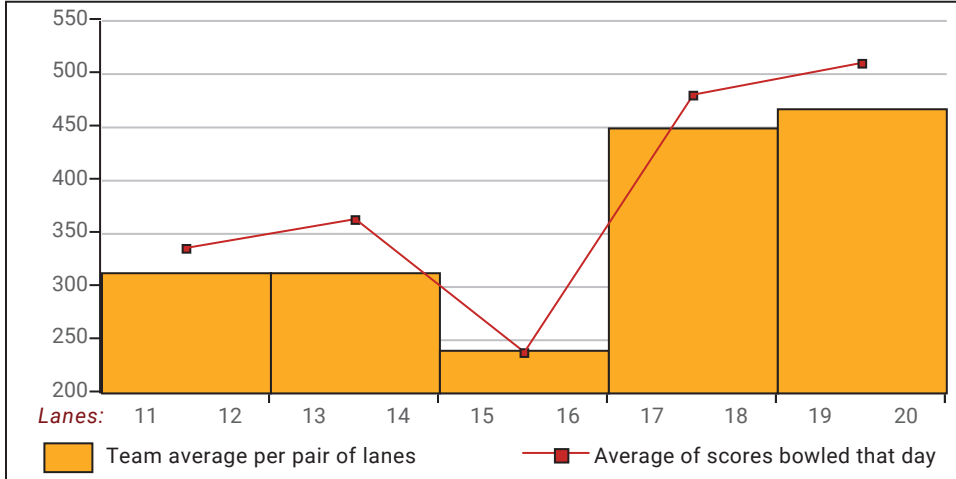
This report is for scores bowled October 28 which is Week 9 of 24

This Week's Statistics

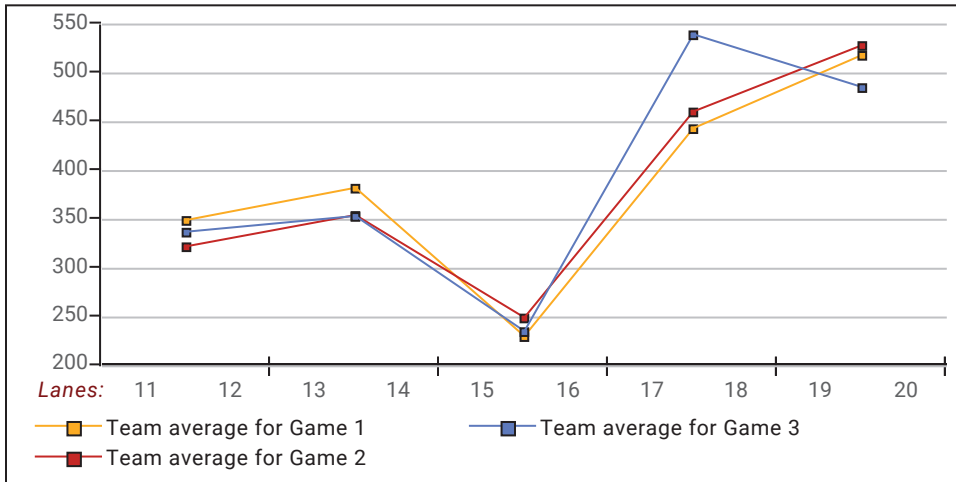
	Over All	Men	Women	Boys	Girls
How many people bowled	26	0	2	14	10
Number of games bowled	78	0	6	42	30
Actual average of week's scores	122.45	0.00	136.00	133.62	104.10
How many games above average	51	0	4	28	19
How many games below average	26	0	2	13	11
Pins above/below average per game	10.83	0.00	2.50	14.98	6.70
How many people raised average	20	--	1	12	7
by this amount	1.93	0.00	1.76	2.03	1.77
How many people went down	6	--	1	2	3
by this amount	-0.98	0.00	-1.30	-0.35	-1.29
League average before bowling	112.01	0.00	133.92	118.98	97.87
League average after bowling	113.27	0.00	134.15	120.67	98.72
Change in league average	1.26	0.00	0.23	1.69	0.85
800s	--	--	--	--	--
775s	--	--	--	--	--
750s	--	--	--	--	--
725s	--	--	--	--	--
700s	--	--	--	--	--
675s	--	--	--	--	--
650s	--	--	--	--	--
625s	1	--	--	1	--
600s	--	--	--	--	--
575s	1	--	--	1	--
550s	--	--	--	--	--
525s	3	--	--	3	--
500s	--	--	--	--	--
475s	--	--	--	--	--
450s	3	--	1	1	1
425s	--	--	--	--	--
400s	1	--	--	1	--
below 400	17	--	1	7	9
300s	--	--	--	--	--
275s	--	--	--	--	--
250s	1	--	--	1	--
225s	1	--	--	1	--
200s	3	--	--	3	--
175s	7	--	--	6	1
150s	8	--	3	4	1
125s	14	--	1	8	5
100s	19	--	1	8	10
below 100	25	--	1	11	13

This report is for scores bowled October 28 which is Week 9 of 24

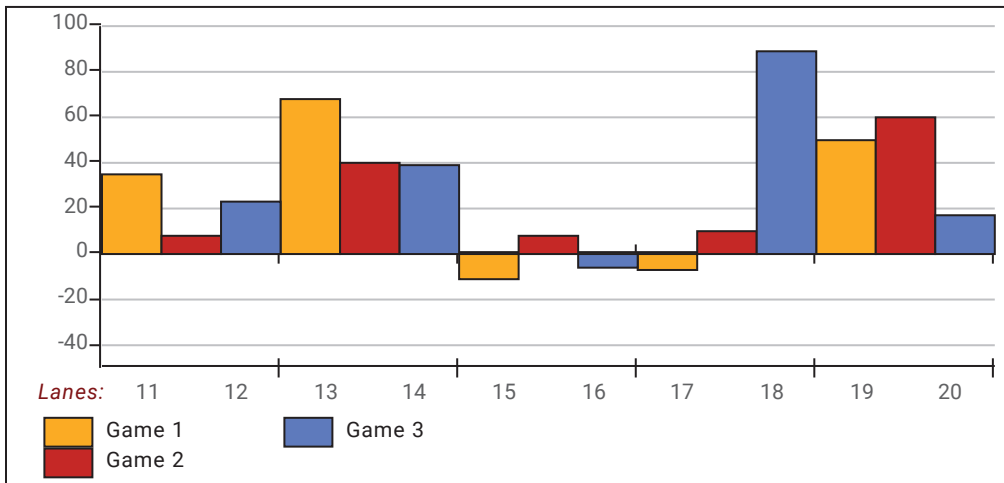
Team Average vs Avg of Scores



Average of Scores for Each Game

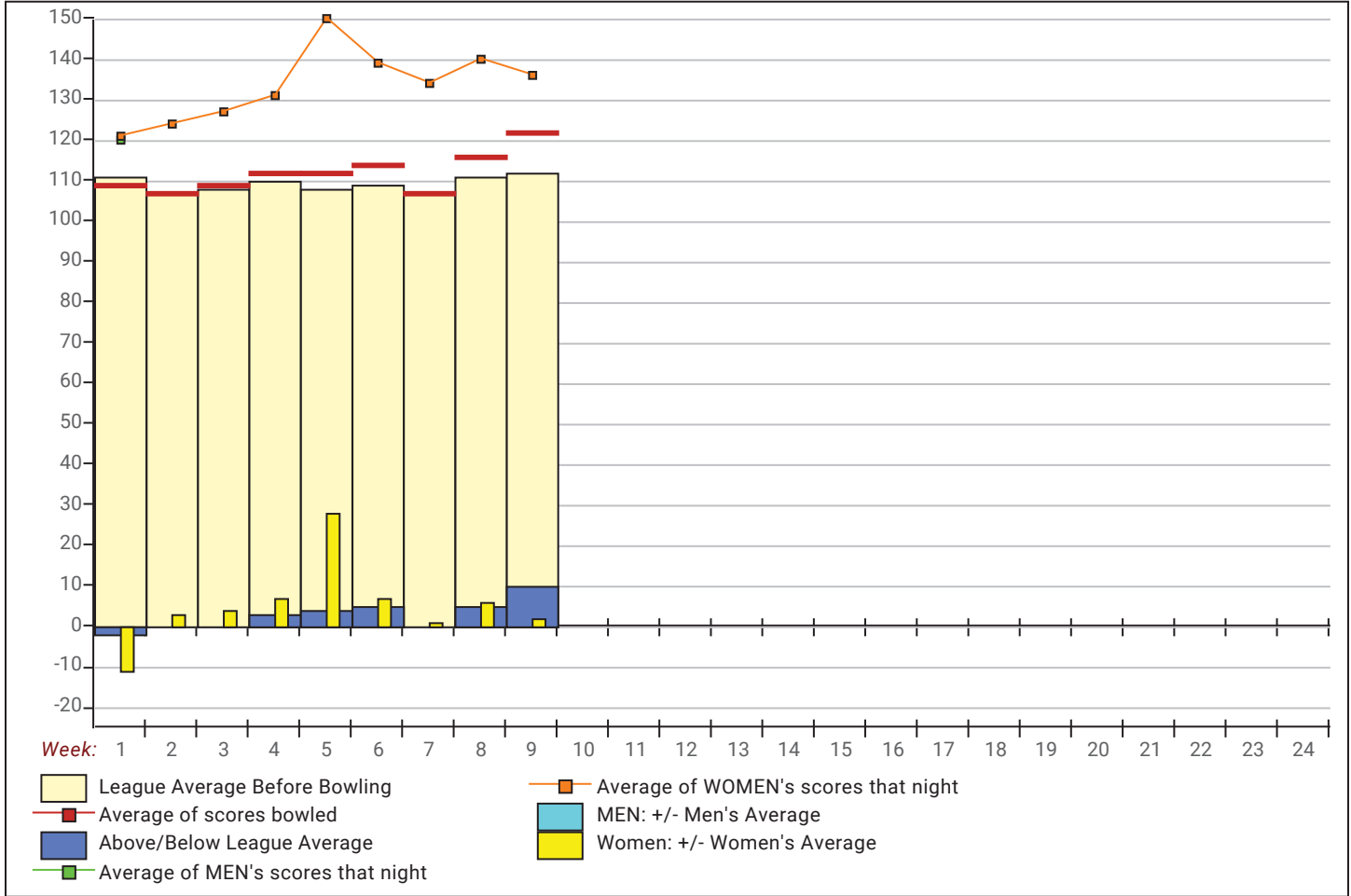


Amount Over/Under Team Average



This report is for scores bowled October 28 which is Week 9 of 24

League Average Week-by-Week



League Average Statistics for Last Week

	League	Right Hand	Left Hand
League Average Before Bowling	112.01	112.01	
Average of scores bowled that night	122.45	122.45	
New League Average After Bowling	113.27	113.27	
Change in League Average	1.26	1.26	
People Who Bowled Over Average	20	20	
People Who Bowled Under Average	6	6	
Average Amount of Series Over Avg	49.00	49.00	
Average Amount of Series Under Avg	-22.50	-22.50	
Difference Avg, NiteAvg	10.83	10.83	
Number of Bowlers	26	26	
Number of Games Bowled	78	78	
People Who Raised Their Average	20	20	
Raised By an Average of This Amount	1.93	1.93	
People Who Lowered Their Average	6	6	
Lowered By an Average of This Amou	-.98	-.98	
Number of Games Bowled Over Avera	51	51	
Number of Games Bowled Under Avera	26	26	

Note: Averages are based only on people who bowled.

Hot Shots 2025-26

Tuesday 6:30 pm

Big Apple Fun Center

Lanes 11 - 20

Team Standings

Place	Team Name	Avg p/gm	Points Won	Points Lost	Year-To-Date WON	Y-T-D LOST
1	Team 7	555	30	6	30	6
2	Rhyker Goes First	509	23	13	23	13
3	The Loner +1	476	22	14	22	14
4	The 3 Amigos	437	20½	15½	20½	15½
5	Team 10	185	19	17	19	17
6	PBA Young Boy	636	17½	18½	17½	18½
7	The Bowling Baddies	357	17	19	17	19
8	Team 8	448	15	21	15	21
9	Team 2	436	13	23	13	23
10	BYE TEAM		3	33	3	33

*** Although not shown, standings are determined by points only for the current split

Last Week's Top Scores

	Scratch Game	Scratch Series	Handicap Game	Handicap Series
Women	159 Madison Whitney	458 Madison Whitney	223 Madison Whitney	650 Madison Whitney
	152 Keira Walburn	358 Keira Walburn	221 Keira Walburn	565 Keira Walburn
Boys	257 Trevin Graham	647 Fulton Moyer	309 Trevin Graham	776 Fulton Moyer
	245 Fulton Moyer	588 Weston Sklenar	288 Fulton Moyer	687 Trevin Graham
	217 Weston Sklenar	545 Landon Kidd	255 Bennett Nikkila	675 Weston Sklenar
	214 Riley Olson	531 Trevin Graham	246 Weston Sklenar	659 Landon Kidd
	195 Landon Kidd	525 Riley Olson	241 Riley Olson	656 Bennett Nikkila
	189 Bennett Nikkila	458 Bennett Nikkila	237 Rhyker Dalland	649 Grayson Sherman
	148 Rhyker Dalland	415 Gavin Dickey	233 Landon Kidd	641 Hunter Cool
	144 Parker Roland	375 Hunter Rewinkel	233 Hunter Cool	633 Hunter Rewinkel
	144 Gavin Dickey	369 Parker Roland	230 Parker Roland	628 Rhyker Dalland
	137 Hunter Rewinkel	361 Rhyker Dalland	229 Grayson Sherman	627 Parker Roland
Girls	180 Brooke Dunkel	464 Brooke Dunkel	265 Brooke Dunkel	719 Brooke Dunkel
	149 Macie Whitney	388 Mallory Stubbs	258 Macie Whitney	656 Macie Whitney
	143 Bella Yendra	364 Bella Yendra	225 Bella Yendra	649 Mallory Stubbs
	138 Mallory Stubbs	344 Amanda Hodges	225 Mallory Stubbs	621 Evie Boness
	124 Amanda Hodges	329 Macie Whitney	218 Regan Sklenar	614 Amanda Hodges
	121 Regan Sklenar	323 Regan Sklenar	216 Evie Boness	614 Regan Sklenar
	100 Evie Boness	273 Evie Boness	214 Amanda Hodges	610 Bella Yendra
	91 Rozalyn Warrington	261 Rozalyn Warrington	205 Brooke Bengtson	591 Rozalyn Warrington
	73 Brooke Bengtson	192 Brooke Bengtson	201 Rozalyn Warrington	588 Brooke Bengtson
	70 Arabella McKenzie	185 Arabella McKenzie	188 Arabella McKenzie	539 Arabella McKenzie