

Hot Shots 2025-26

Tuesday 6:30 pm

Big Apple Fun Center

Lanes 11 - 20

President: Robbie Samuelson (308)238-3529
 Secretary/Treasurer: Kim Hodges (308)293-7824

Team Standings

Place	#	Team Name	Points Won	Points Lost	%Won	Pins + HDCP	Scratch Pins	Avg p/gm	High Game	High Sers	HDCP Game	HDCP Sers
1	7	Team 7	26	6	81.3	19894	13150	547	649	1828	911	2614
2	6	Rhyker Goes First	20½	11½	64.1	19368	12108	504	585	1573	885	2488
3	3	The 3 Amigos	19	13	59.4	19457	10391	432	499	1372	876	2532
4	4	The Loner +1	18	14	56.3	19519	11443	476	532	1538	865	2537
5	10	Team 10	17	15	53.1	19467	4389	182	240	596	866	2496
6	1	The Bowling Baddies	17	15	53.1	19266	8619	359	419	1194	855	2470
7	5	PBA Young Boy	13½	18½	42.2	19223	15005	625	725	2003	905	2543
8	8	Team 8	13	19	40.6	19222	10717	446	502	1452	866	2550
9	2	Team 2	13	19	40.6	19104	10482	436	498	1349	849	2438
10	9	BYE TEAM	3	29		0	0		0	0	0	0

Review of Last Week's Bowling.....

Lanes	Team Name	HDCP -1-	HDCP -2-	HDCP -3-	HDCP Total	Last Wk WON	Team Name	HDCP -1-	HDCP -2-	HDCP -3-	HDCP Total	Last Wk WON
11-12	The 3 Amigos	809	797	795	2401	4	<---> BYE TEAM	0	0	0	0	0
13-14	Team 8	749	783	789	2321	0	<---> The Bowling Baddies	813	809	815	2437	4
15-16	Rhyker Goes First	885	781	797	2463	2	<---> Team 10	814	821	799	2434	2
17-18	Team 2	799	768	813	2380	0	<---> The Loner +1	806	809	821	2436	4
19-20	Team 7	838	911	865	2614	2	<---> PBA Young Boy	905	768	870	2543	2

Lane Assignments

	11-12	13-14	15-16	17-18	19-20
Wk09 10/28	8- 10	2- 5	9- 4	1- 7	3- 6
Wk10 11/04	4- 3	10- 9	2- 1	6- 5	8- 7
Wk11 11/11	6- 1	4- 8	3- 7	9- 2	10- 5

Last Week's Top Scores

	Team Scratch Game	Team Scratch Series	Team Handicap Game	Team Handicap Series
	725 PBA Young Boy	2003 PBA Young Boy	911 Team 7	2614 Team 7
	649 Team 7	1828 Team 7	905 PBA Young Boy	2543 PBA Young Boy
	585 Rhyker Goes First	1563 Rhyker Goes First	885 Rhyker Goes First	2463 Rhyker Goes First
	500 The Loner +1	1473 The Loner +1	821 The Loner +1	2437 The Bowling Baddi
	450 Team 2	1294 The 3 Amigos	821 Team 10	2436 The Loner +1
	440 The 3 Amigos	1291 Team 2	815 The Bowling Baddies	2434 Team 10
	437 Team 8	1265 Team 8	813 Team 2	2401 The 3 Amigos
	367 The Bowling Baddies	1093 The Bowling Baddies	809 The 3 Amigos	2380 Team 2
	201 Team 10	574 Team 10	789 Team 8	2321 Team 8
	Scratch Game	Scratch Series	Handicap Game	Handicap Series
Women	150 Keira Walburn	423 Keira Walburn	221 Keira Walburn	636 Keira Walburn
	142 Madison Whitney	414 Madison Whitney	206 Madison Whitney	606 Madison Whitney
Boys	245 Fulton Moyer	641 Trevin Graham	296 Trevin Graham	827 Trevin Graham
	243 Riley Olson	575 Riley Olson	293 Fulton Moyer	710 Fulton Moyer
	234 Trevin Graham	566 Fulton Moyer	272 Riley Olson	662 Riley Olson
	205 Weston Sklenar	542 Weston Sklenar	236 Weston Sklenar	641 Bennett Nikkila
	155 Landon Kidd	437 Bennett Nikkila	224 Gage Holoubeck	640 Greyson Wiedel
	155 Bennett Nikkila			
Girls	155 Bella Yendra	402 Bella Yendra	239 Bella Yendra	654 Bella Yendra
	132 Brooke Dunkel	363 Brooke Dunkel	233 Evie Boness	647 Brooke Bengtson
	119 Regan Sklenar	302 Regan Sklenar	230 Brooke Bengtson	645 Evie Boness
	115 Evie Boness	291 Evie Boness	218 Arabella McKenzie	618 Brooke Dunkel
	102 Arabella McKenzie	282 Rozalyn Warrington	217 Brooke Dunkel	615 Rozalyn Warrington

Season High Scores

Team Scratch Game		Team Scratch Series		Team Handicap Game		Team Handicap Series	
725	PBA Young Boy	2003	PBA Young Boy	911	Team 7	2614	Team 7
649	Team 7	1828	Team 7	905	PBA Young Boy	2550	Team 8
585	Rhyker Goes First	1573	Rhyker Goes First	885	Rhyker Goes First	2543	PBA Young Boy
532	The Loner +1	1538	The Loner +1	876	The 3 Amigos	2537	The Loner +1
502	Team 8	1452	Team 8	866	Team 8	2532	The 3 Amigos
499	The 3 Amigos	1372	The 3 Amigos	866	Team 10	2496	Team 10
498	Team 2	1349	Team 2	865	The Loner +1	2488	Rhyker Goes First
419	The Bowling Baddies	1194	The Bowling Baddies	855	The Bowling Baddies	2470	The Bowling Baddi
240	Team 10	596	Team 10	849	Team 2	2438	Team 2

	Scratch Game	Scratch Series	Handicap Game	Handicap Series
Women	182 Keira Walburn	488 Keira Walburn	265 Keira Walburn	737 Keira Walburn
	177 Madison Whitney	439 Madison Whitney	246 Madison Whitney	644 Madison Whitney
Boys	245 Fulton Moyer	641 Trevin Graham	296 Trevin Graham	827 Trevin Graham
	243 Riley Olson	609 Riley Olson	293 Fulton Moyer	735 Riley Olson
	234 Trevin Graham	566 Fulton Moyer	272 Riley Olson	710 Fulton Moyer
	227 Landon Kidd	557 Landon Kidd	270 Jake Stubbs	702 Bennett Nikkila
	215 Weston Sklenar	550 Weston Sklenar	258 Ryker Kidd	695 Ryker Kidd
Girls	163 Brooke Dunkel	442 Brooke Dunkel	259 Brooke Dunkel	718 Brooke Dunkel
	161 Bella Yendra	402 Bella Yendra	255 Regan Sklenar	663 Evie Boness
	158 Mallory Stubbs	383 Mallory Stubbs	245 Bella Yendra	659 Regan Sklenar
	155 Regan Sklenar	356 Regan Sklenar	244 Evie Boness	659 Rozalyn Warrington
	140 Amanda Hodges	330 Amanda Hodges	239 Mallory Stubbs	657 Arabella McKenzie

Team Rosters

1 - The Bowling Baddies

Name	Avg	HDCP	Pins	Gms	High Game	High Sers	HDCP Game	HDCP Sers	0's	100's	200's	0's	400's	500's
Mallory G. Stubbs	113	87	2050	18	158	383	239	626	5	13	--	6	--	--
Rozalyn G. Warrington	90	110	2161	24	112	317	226	659	18	6	--	8	--	--
Brooke M. Bengtson	68	132	1436	21	96	245	230	647	21	--	--	7	--	--
Arabella H. McKenzie	82	118	1487	18	111	300	230	657	15	3	--	6	--	--

2 - Team 2

Name	Avg	HDCP	Pins	Gms	High Game	High Sers	HDCP Game	HDCP Sers	0's	100's	200's	0's	400's	500's
Gavin L. Gibreal	113	87	2046	18	151	377	226	612	2	16	--	6	--	--
Gage A. Holoubeck	111	89	2664	24	154	369	240	638	7	17	--	8	--	--
Jake D. Stubbs	92	108	276	3	162	276	270	600	2	1	--	1	--	--
VACANT	120	80	360	3	120	360	200	600	--	3	--	1	--	--

3 - The 3 Amigos

Name	Avg	HDCP	Pins	Gms	High Game	High Sers	HDCP Game	HDCP Sers	0's	100's	200's	0's	400's	500's
Madison L. Whitney	136	64	3283	24	177	439	246	644	--	24	--	2	6	--
Evie Boness	84	116	2031	24	119	291	244	663	19	5	--	8	--	--
Macie G. Whitney	91	109	2197	24	118	317	229	635	16	8	--	8	--	--
VACANT	120	80	0	0	0	0			--	--	--	--	--	--

4 - The Loner +1

Name	Avg	HDCP	Pins	Gms	High Game	High Sers	HDCP Game	HDCP Sers	0's	100's	200's	0's	400's	500's
Amanda R. Hodges	110	90	330	3	140	330	230	600	2	1	--	1	--	--
Keira R. Walburn	131	69	3145	24	182	488	265	737	1	23	--	4	4	--
VACANT	120	80	0	0	0	0			--	--	--	--	--	--
VACANT	120	80	0	0	0	0			--	--	--	--	--	--

5 - PBA Young Boy

Name	Avg	HDCP	Pins	Gms	High Game	High Sers	HDCP Game	HDCP Sers	0's	100's	200's	0's	400's	500's
Landon C. Kidd	162	38	3892	24	227	557	242	602	--	21	3	--	5	3
Fulton F. Moyer	157	43	3614	23	245	566	293	710	--	21	2	--	5	2
Riley S. Olson	173	27	4171	24	243	609	272	735	--	19	5	--	3	5
Bennett C. Nikkila	134	66	3218	24	179	480	246	702	5	19	--	3	5	--

Hot Shots 2025-26

6 - Rhyker Goes First

<u>Name</u>	<u>Avg</u>	<u>HDCP</u>	<u>Pins</u>	<u>Gms</u>	<u>High Game</u>	<u>High Sers</u>	<u>HDCP Game</u>	<u>HDCP Sers</u>	<u>0's</u>	<u>100's</u>	<u>200's</u>	<u>0's</u>	<u>400's</u>	<u>500's</u>
Rhyker Dalland	111	89	2680	24	145	377	234	638	3	21	--	8	--	--
Bella Yendra	118	82	2843	24	161	402	245	654	5	19	--	7	1	--
Regan G. Sklenar	103	97	2477	24	155	356	255	659	9	15	--	8	--	--
Weston R. Sklenar	171	29	3601	21	215	550	247	649	--	18	3	--	3	4

7 - Team 7

<u>Name</u>	<u>Avg</u>	<u>HDCP</u>	<u>Pins</u>	<u>Gms</u>	<u>High Game</u>	<u>High Sers</u>	<u>HDCP Game</u>	<u>HDCP Sers</u>	<u>0's</u>	<u>100's</u>	<u>200's</u>	<u>0's</u>	<u>400's</u>	<u>500's</u>
Kellen R. Mauler	148	52	2221	15	181	466	233	631	--	15	--	--	5	--
Brooke J. Dunkel	115	85	2782	24	163	442	259	718	6	18	--	7	1	--
Gavin W. Dickey	135	65	3260	24	189	442	252	649	1	23	--	3	5	--
Trevin J. Graham	148	52	3555	24	234	641	296	827	1	21	2	3	4	1

8 - Team 8

<u>Name</u>	<u>Avg</u>	<u>HDCP</u>	<u>Pins</u>	<u>Gms</u>	<u>High Game</u>	<u>High Sers</u>	<u>HDCP Game</u>	<u>HDCP Sers</u>	<u>0's</u>	<u>100's</u>	<u>200's</u>	<u>0's</u>	<u>400's</u>	<u>500's</u>
Eoghan M. O'Connor	97	103	2332	24	124	337	242	691	12	12	--	8	--	--
Parker W. Roland	114	86	2742	24	149	378	233	629	6	18	--	8	--	--
Hunter D. Rewinkel	114	86	2403	21	146	377	234	641	4	17	--	7	--	--
VACANT	120	80	0	0	0	0			--	--	--	--	--	--

9 - BYE TEAM

10 - Team 10

<u>Name</u>	<u>Avg</u>	<u>HDCP</u>	<u>Pins</u>	<u>Gms</u>	<u>High Game</u>	<u>High Sers</u>	<u>HDCP Game</u>	<u>HDCP Sers</u>	<u>0's</u>	<u>100's</u>	<u>200's</u>	<u>0's</u>	<u>400's</u>	<u>500's</u>
Ryker J. Kidd	51	149	1229	24	101	224	258	695	23	1	--	8	--	--
Hunter I. Cool	39	161	821	21	69	158	219	616	21	--	--	7	--	--
Grayson T. Sherman	55	145	1328	24	91	210	238	651	24	--	--	8	--	--
Greyson B. Wiedel	37	163	894	24	57	145	224	645	24	--	--	8	--	--

Individual High Averages

Men	Women	Boys	Girls
136.79 Madison Whitney	173.79 Riley Olson	118.46 Bella Yendra	
131.04 Keira Walburn	171.48 Weston Sklenar	115.92 Brooke Dunkel	
	162.17 Landon Kidd	113.89 Mallory Stubbs	
	157.13 Fulton Moyer	103.21 Regan Sklenar	
	148.13 Trevin Graham	91.54 Macie Whitney	

Most Improved Average

Women 117 to 131.04 =+14.04 Keira Walburn	135 to 136.79 = +1.79 Madison Whitney
Boys 136 to 148.13 =+12.13 Trevin Graham	125 to 134.08 = +9.08 Bennett Nikkila
Girls 104 to 115.92 =+11.92 Brooke Dunkel	75 to 84.63 = +9.63 Evie Boness
	43 to 51.21 = +8.21 Ryker Kidd
	110 to 118.46 = +8.46 Bella Yendra

Most Un-Improved Averages

Women 135 to 136.79 = +1.79 Madison Whitney	117 to 131.04 =+14.04 Keira Walburn
Boys 170 to 162.17 = -7.83 Landon Kidd	116 to 111.00 = -5.00 Gage Holoubeck
Girls 122 to 113.89 = -8.11 Mallory Stubbs	88 to 82.61 = -5.39 Arabella McKenzi
	119 to 114.25 = -4.75 Parker Roland
	93 to 91.54 = -1.46 Macie Whitney

Hot Shots 2025-26

Big Apple Fun Center Reprint of Scores -- Week 8

Lane 11 3 - The 3 Amigos Week 8 10/21/2025

Name	Old	Old					HDCP
	Avg	HDCP	-1-	-2-	-3-	Total	Total
Madison L. Whitney	136	64	138	134	142	414	606
Evie Boness	82	118	89	115	87	291	645
Macie G. Whitney	93	107	93	59	77	229	550
VACANT	120	80	v120	v120	v120	360	600
			====	====	====	====	====
Scratch Total			440	428	426	1294	1294
Handicap			369	369	369		1107
Total			809	797	795	1294	2401
Team Points Won			1.0	1.0	1.0	4.0	4.0

Lane 12 9 - BYE TEAM Week 8 10/21/2025

Name	Old	Old					HDCP
	Avg	HDCP	-1-	-2-	-3-	Total	Total
No one bowled							

Lane 13 8 - Team 8 Week 8 10/21/2025

Name	Old	Old					HDCP
	Avg	HDCP	-1-	-2-	-3-	Total	Total
Eoghan M. O'Connor	95	105	112	105	103	320	635
Parker W. Roland	117	83	79	99	93	271	520
Hunter D. Rewinkel	116	84	86	107	121	314	566
VACANT	120	80	v120	v120	v120	360	600
			====	====	====	====	====
Scratch Total			397	431	437	1265	1265
Handicap			352	352	352		1056
Total			749	783	789	1265	2321
Team Points Won			0.0	0.0	0.0	0.0	0.0

Lane 14 1 - The Bowling Baddies Week 8 10/21/2025

Name	Old	Old					HDCP
	Avg	HDCP	-1-	-2-	-3-	Total	Total
Mallory G. Stubbs	113	87	a113	a113	a113	339	600
Rozalyn G. Warrington	89	111	99	88	95	282	615
Brooke M. Bengtson	66	134	91	58	96	245	647
Arabella H. McKenzie	84	116	62	102	63	227	575
			====	====	====	====	====
Scratch Total			365	361	367	1093	1093
Handicap			448	448	448		1344
Total			813	809	815	1093	2437
Team Points Won			1.0	1.0	1.0	4.0	4.0

Lane 15 6 - Rhyker Goes First Week 8 10/21/2025

Name	Old	Old					HDCP
	Avg	HDCP	-1-	-2-	-3-	Total	Total
Rhyker Dalland	112	88	106	101	110	317	581
Bella Yendra	116	84	155	129	118	402	654
Regan G. Sklenar	103	97	119	82	101	302	593
Weston R. Sklenar	169	31	205	169	168	542	635
			====	====	====	====	====
Scratch Total			585	481	497	1563	1563
Handicap			300	300	300		900
Total			885	781	797	1563	2463
Team Points Won			1.0	0.0	0.0	2.0	2.0

Lane 16 10 - Team 10 Week 8 10/21/2025

Name	Old	Old					HDCP
	Avg	HDCP	-1-	-2-	-3-	Total	Total
Ryker J. Kidd	50	150	52	68	52	172	622
Hunter I. Cool	39	161	a39	a39	a39	117	600
Grayson T. Sherman	56	144	47	50	43	140	572
Greyson B. Wiedel	35	165	56	44	45	145	640
			====	====	====	====	====
Scratch Total			194	201	179	574	574
Handicap			620	620	620		1860
Total			814	821	799	574	2434
Team Points Won			0.0	1.0	1.0	2.0	2.0

Hot Shots 2025-26

Lane 17 2 - Team 2 Week 8 10/21/2025

Name	Old Avg	Old HDCP	-1-	-2-	-3-	Total	HDCP Total
Gavin L. Gibreal	114	86	122	100	103	325	583
Gage A. Holoubeck	111	89	102	93	135	330	597
Jake D. Stubbs	92	108	a92	a92	a92	276	600
VACANT	120	80	v120	v120	v120	360	600
			====	====	====	====	====
Scratch Total			436	405	450	1291	1291
Handicap			363	363	363		1089
Total			799	768	813	1291	2380
Team Points Won			0.0	0.0	0.0	0.0	0.0

Lane 18 4 - The Loner +1 Week 8 10/21/2025

Name	Old Avg	Old HDCP	-1-	-2-	-3-	Total	HDCP Total
Amanda R. Hodges	110	90	a110	a110	a110	330	600
Keira R. Walburn	129	71	135	138	150	423	636
VACANT	120	80	v120	v120	v120	360	600
VACANT	120	80	v120	v120	v120	360	600
			====	====	====	====	====
Scratch Total			485	488	500	1473	1473
Handicap			321	321	321		963
Total			806	809	821	1473	2436
Team Points Won			1.0	1.0	1.0	4.0	4.0

Lane 19 7 - Team 7 Week 8 10/21/2025

Name	Old Avg	Old HDCP	-1-	-2-	-3-	Total	HDCP Total
Kellen R. Mauler	148	52	a148	a148	a148	444	600
Brooke J. Dunkel	115	85	115	116	132	363	618
Gavin W. Dickey	137	63	88	151	141	380	569
Trevin J. Graham	138	62	225	234	182	641	827
			====	====	====	====	====
Scratch Total			576	649	603	1828	1828
Handicap			262	262	262		786
Total			838	911	865	1828	2614
Team Points Won			0.0	1.0	0.0	2.0	2.0

Lane 20 5 - PBA Young Boy Week 8 10/21/2025

Name	Old Avg	Old HDCP	-1-	-2-	-3-	Total	HDCP Total
Landon C. Kidd	165	35	140	130	155	425	530
Fulton F. Moyer	152	48	187	134	245	566	710
Riley S. Olson	171	29	243	181	151	575	662
Bennett C. Nikkila	132	68	155	143	139	437	641
			====	====	====	====	====
Scratch Total			725	588	690	2003	2003
Handicap			180	180	180		540
Total			905	768	870	2003	2543
Team Points Won			1.0	0.0	1.0	2.0	2.0

Hot Shots 2025-26

Big Apple Fun Center

* Bowlers listed must have a minimum of 1 games.

Change in Average

Name	-----Old-----		Old					---Average Change---			Weekly Over Avg
	Pins	Games	Avg	-1-	-2-	-3-	Total	New	Old	---> +/-	Series Avg +/-
Brooke M. Bengtson	1191	18	66	91	58	96	245	68.38	- 66.17	= 2.21	245 - 198=47
Evie Boness	1740	21	82	89	115	87	291	84.63	- 82.86	= 1.77	291 - 246=45
Hunter I. Cool	821	21	39	a39	a39	a39	117	39.10	- 39.10	= 0.00	
Rhyker Dalland	2363	21	112	106	101	110	317	111.67	- 112.52	= -0.86	317 - 336=-19
Gavin W. Dickey	2880	21	137	88	151	141	380	135.83	- 137.14	= -1.31	380 - 411=-31
Brooke J. Dunkel	2419	21	115	115	116	132	363	115.92	- 115.19	= 0.73	363 - 345=18
Gavin L. Gibreal	1721	15	114	122	100	103	325	113.67	- 114.73	= -1.07	325 - 342=-17
Trevin J. Graham	2914	21	138	225	234	182	641	148.13	- 138.76	= 9.36	641 - 414=227
Amanda R. Hodges	330	3	110	a110	a110	a110	330	110.00	- 110.00	= 0.00	
Gage A. Holoubeck	2334	21	111	102	93	135	330	111.00	- 111.14	= -0.14	330 - 333=-3
Landon C. Kidd	3467	21	165	140	130	155	425	162.17	- 165.10	= -2.93	425 - 495=-70
Ryker J. Kidd	1057	21	50	52	68	52	172	51.21	- 50.33	= 0.87	172 - 150=22
Kellen R. Mauler	2221	15	148	a148	a148	a148	444	148.07	- 148.07	= 0.00	
Arabella H. McKenzie	1260	15	84	62	102	63	227	82.61	- 84.00	= -1.39	227 - 252=-25
Fulton F. Moyer	3048	20	152	187	134	245	566	157.13	- 152.40	= 4.73	566 - 456=110
Bennett C. Nikkila	2781	21	132	155	143	139	437	134.08	- 132.43	= 1.65	437 - 396=41
Eoghan M. O'Connor	2012	21	95	112	105	103	320	97.17	- 95.81	= 1.36	320 - 285=35
Riley S. Olson	3596	21	171	243	181	151	575	173.79	- 171.24	= 2.55	575 - 513=62
Hunter D. Rewinkel	2089	18	116	86	107	121	314	114.43	- 116.06	= -1.63	314 - 348=-34
Parker W. Roland	2471	21	117	79	99	93	271	114.25	- 117.67	= -3.42	271 - 351=-80
Grayson T. Sherman	1188	21	56	47	50	43	140	55.33	- 56.57	= -1.24	140 - 168=-28
Regan G. Sklenar	2175	21	103	119	82	101	302	103.21	- 103.57	= -0.36	302 - 309=-7
Weston R. Sklenar	3059	18	169	205	169	168	542	171.48	- 169.94	= 1.53	542 - 507=35
Jake D. Stubbs	276	3	92	a92	a92	a92	276	92.00	- 92.00	= 0.00	
Mallory G. Stubbs	2050	18	113	a113	a113	a113	339	113.89	- 113.89	= 0.00	
Keira R. Walburn	2722	21	129	135	138	150	423	131.04	- 129.62	= 1.42	423 - 387=36
Rozalyn G. Warrington	1879	21	89	99	88	95	282	90.04	- 89.48	= 0.57	282 - 267=15
Macie G. Whitney	1968	21	93	93	59	77	229	91.54	- 93.71	= -2.17	229 - 279=-50
Madison L. Whitney	2869	21	136	138	134	142	414	136.79	- 136.62	= 0.17	414 - 408=6
Greyson B. Wiedel	749	21	35	56	44	45	145	37.25	- 35.67	= 1.58	145 - 105=40
Bella Yendra	2441	21	116	155	129	118	402	118.46	- 116.24	= 2.22	402 - 348=54

Hot Shots 2025-26

Big Apple Fun Center

* Bowlers listed must have a minimum of 1 games.

High Average Listing

	<u>Name</u>	<u>True Average</u>	<u>Pins</u>	<u>Gms</u>	<u>To Raise Avg +1</u>	<u>To Drop Avg -1</u>
1	Riley S. Olson	173.79	4171	24	527	499
2	Weston R. Sklenar	171.48	3601	21	527	502
3	Landon C. Kidd	162.17	3892	24	509	481
4	Fulton F. Moyer	157.13	3614	23	494	467
5	Trevin J. Graham	148.13	3555	24	468	440
6	Kellen R. Mauler	148.07	2221	15	461	442
7	Madison L. Whitney	136.79	3283	24	416	388
8	Gavin W. Dickey	135.83	3260	24	412	384
9	Bennett C. Nikkila	134.08	3218	24	427	399
10	Keira R. Walburn	131.04	3145	24	419	391
11	Bella Yendra	118.46	2843	24	370	342
12	Brooke J. Dunkel	115.92	2782	24	350	322
13	Hunter D. Rewinkel	114.43	2403	21	357	332
14	Parker W. Roland	114.25	2742	24	363	335
15	Mallory G. Stubbs	113.89	2050	18	344	322
16	Gavin L. Gibreal	113.67	2046	18	348	326
17	Rhyker Dalland	111.67	2680	24	344	316
18	Gage A. Holoubeck	111.00	2664	24	360	332
19	Amanda R. Hodges	110.00	330	3	336	329
20	Regan G. Sklenar	103.21	2477	24	331	303
21	Eoghan M. O'Connor	97.17	2332	24	314	286
22	Jake D. Stubbs	92.00	276	3	282	275
23	Macie G. Whitney	91.54	2197	24	287	259
24	Rozalyn G. Warrington	90.04	2161	24	296	268
25	Evie Boness	84.63	2031	24	264	236
26	Arabella H. McKenzie	82.61	1487	18	256	234
27	Brooke M. Bengtson	68.38	1436	21	220	195
28	Grayson T. Sherman	55.33	1328	24	184	156
29	Ryker J. Kidd	51.21	1229	24	175	147
30	Hunter I. Cool	39.10	821	21	139	114
31	Greyson B. Wiedel	37.25	894	24	132	104

Hot Shots 2025-26

Big Apple Fun Center

* Bowlers listed must have a minimum of 13 games.

Note: This report includes information through October 21 which is Week 8 of 24

Most Improved Averages

Name	True		Most Improved		Name	True		Most Improved	
	Average	Gms	Avg	+/-		Average	Gms	Avg	+/-
Keira R. Walburn	131.04	24	117	+14.04	Madison L. Whitney	136.79	24	135	+1.79
Trevin J. Graham	148.13	24	136	+12.13	Gavin W. Dickey	135.83	24	135	+0.83
Brooke J. Dunkel	115.92	24	104	+11.92	Rhyker Dalland	111.67	24	111	+0.67
Evie Boness	84.63	24	75	+9.63	Kellen R. Mauler	148.07	15	148	+0.07
Bennett C. Nikkila	134.08	24	125	+9.08	Gavin L. Gibreal	113.67	18	114	-0.33
Bella Yendra	118.46	24	110	+8.46	Regan G. Sklenar	103.21	24	104	-0.79
Ryker J. Kidd	51.21	24	43	+8.21	Macie G. Whitney	91.54	24	93	-1.46
Greyson B. Wiedel	37.25	24	31	+6.25	Hunter D. Rewinkel	114.43	21	118	-3.57
Rozalyn G. Warrington	90.04	24	85	+5.04	Hunter I. Cool	39.10	21	43	-3.90
Riley S. Olson	173.79	24	169	+4.79	Parker W. Roland	114.25	24	119	-4.75
Brooke M. Bengtson	68.38	21	64	+4.38	Gage A. Holoubeck	111.00	24	116	-5.00
Eoghan M. O'Connor	97.17	24	93	+4.17	Arabella H. McKenzie	82.61	18	88	-5.39
Weston R. Sklenar	171.48	21	168	+3.48	Landon C. Kidd	162.17	24	170	-7.83
Fulton F. Moyer	157.13	23	154	+3.13	Mallory G. Stubbs	113.89	18	122	-8.11
Grayson T. Sherman	55.33	24	53	+2.33					

Hot Shots 2025-26

Big Apple Fun Center

* Bowlers listed must have a minimum of 1 games.

Most Pins Over Average

Name	-----Old-----		Old				Total	---Average Change---			Weekly Over Avg	
	Pins	Games	Avg	-1-	-2-	-3-		New - Old	---> +/-	Series Avg +/-		
Trevin J. Graham	2914	21	138	225	234	182	641	148.13	- 138.76	= 9.36	641 - 414=227	
Fulton F. Moyer	3048	20	152	187	134	245	566	157.13	- 152.40	= 4.73	566 - 456=110	
Riley S. Olson	3596	21	171	243	181	151	575	173.79	- 171.24	= 2.55	575 - 513=62	
Bella Yendra	2441	21	116	155	129	118	402	118.46	- 116.24	= 2.22	402 - 348=54	
Brooke M. Bengtson	1191	18	66	91	58	96	245	68.38	- 66.17	= 2.21	245 - 198=47	
Evie Boness	1740	21	82	89	115	87	291	84.63	- 82.86	= 1.77	291 - 246=45	
Bennett C. Nikkila	2781	21	132	155	143	139	437	134.08	- 132.43	= 1.65	437 - 396=41	
Greyson B. Wiedel	749	21	35	56	44	45	145	37.25	- 35.67	= 1.58	145 - 105=40	
Keira R. Walburn	2722	21	129	135	138	150	423	131.04	- 129.62	= 1.42	423 - 387=36	
Eoghan M. O'Connor	2012	21	95	112	105	103	320	97.17	- 95.81	= 1.36	320 - 285=35	
Weston R. Sklenar	3059	18	169	205	169	168	542	171.48	- 169.94	= 1.53	542 - 507=35	
Ryker J. Kidd	1057	21	50	52	68	52	172	51.21	- 50.33	= 0.87	172 - 150=22	
Brooke J. Dunkel	2419	21	115	115	116	132	363	115.92	- 115.19	= 0.73	363 - 345=18	
Rozalyn G. Warrington	1879	21	89	99	88	95	282	90.04	- 89.48	= 0.57	282 - 267=15	
Madison L. Whitney	2869	21	136	138	134	142	414	136.79	- 136.62	= 0.17	414 - 408=6	
Gage A. Holoubeck	2334	21	111	102	93	135	330	111.00	- 111.14	= -0.14	330 - 333=-3	
Regan G. Sklenar	2175	21	103	119	82	101	302	103.21	- 103.57	= -0.36	302 - 309=-7	
Gavin L. Gibreal	1721	15	114	122	100	103	325	113.67	- 114.73	= -1.07	325 - 342=-17	
Rhyker Dalland	2363	21	112	106	101	110	317	111.67	- 112.52	= -0.86	317 - 336=-19	
Arabella H. McKenzie	1260	15	84	62	102	63	227	82.61	- 84.00	= -1.39	227 - 252=-25	
Grayson T. Sherman	1188	21	56	47	50	43	140	55.33	- 56.57	= -1.24	140 - 168=-28	
Gavin W. Dickey	2880	21	137	88	151	141	380	135.83	- 137.14	= -1.31	380 - 411=-31	
Hunter D. Rewinkel	2089	18	116	86	107	121	314	114.43	- 116.06	= -1.63	314 - 348=-34	
Macie G. Whitney	1968	21	93	93	59	77	229	91.54	- 93.71	= -2.17	229 - 279=-50	
Landon C. Kidd	3467	21	165	140	130	155	425	162.17	- 165.10	= -2.93	425 - 495=-70	
Parker W. Roland	2471	21	117	79	99	93	271	114.25	- 117.67	= -3.42	271 - 351=-80	

Hot Shots 2025-26

Big Apple Fun Center

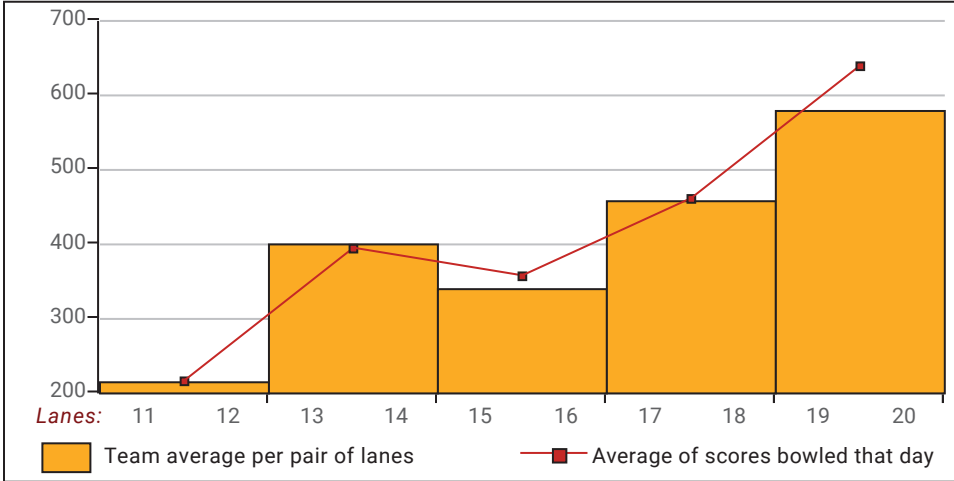
This report is for scores bowled October 21 which is Week 8 of 24

This Week's Statistics

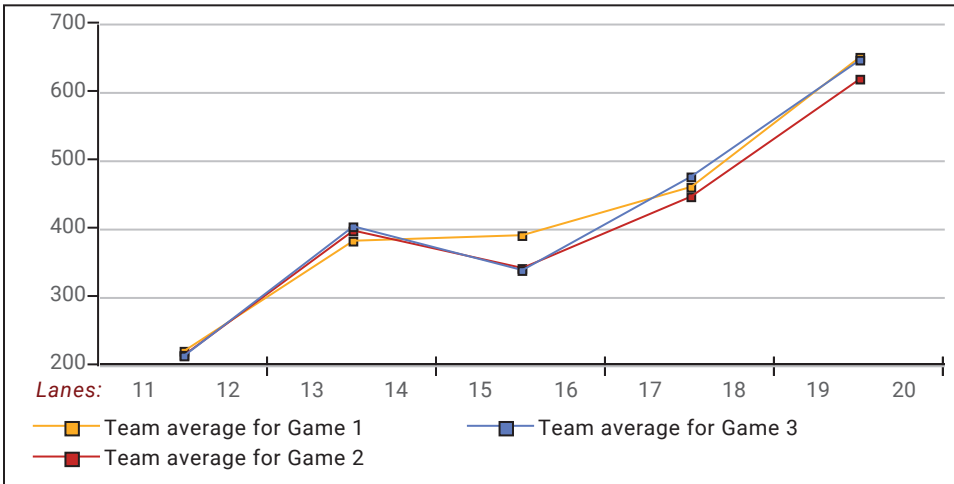
	Over All	Men	Women	Boys	Girls
How many people bowled	26	0	2	16	8
Number of games bowled	78	0	6	48	24
Actual average of week's scores	116.38	0.00	139.50	122.92	97.54
How many games above average	44	0	5	25	14
How many games below average	31	0	1	22	8
Pins above/below average per game	5.50	0.00	7.00	6.04	4.04
How many people raised average	15	--	2	8	5
by this amount	2.18	0.00	0.80	2.96	1.50
How many people went down	11	--	--	8	3
by this amount	-1.50	0.00	0.00	-1.57	-1.31
League average before bowling	111.34	0.00	133.12	117.34	93.90
League average after bowling	111.97	0.00	133.92	118.04	94.35
Change in league average	0.62	0.00	0.80	0.69	0.45
800s	--	--	--	--	--
775s	--	--	--	--	--
750s	--	--	--	--	--
725s	--	--	--	--	--
700s	--	--	--	--	--
675s	--	--	--	--	--
650s	--	--	--	--	--
625s	1	--	--	1	--
600s	--	--	--	--	--
575s	1	--	--	1	--
550s	1	--	--	1	--
525s	1	--	--	1	--
500s	--	--	--	--	--
475s	--	--	--	--	--
450s	--	--	--	--	--
425s	2	--	--	2	--
400s	3	--	2	--	1
below 400	17	--	--	10	7
300s	--	--	--	--	--
275s	--	--	--	--	--
250s	--	--	--	--	--
225s	4	--	--	4	--
200s	1	--	--	1	--
175s	3	--	--	3	--
150s	8	--	1	6	1
125s	14	--	5	7	2
100s	19	--	--	12	7
below 100	29	--	--	15	14

This report is for scores bowled October 21 which is Week 8 of 24

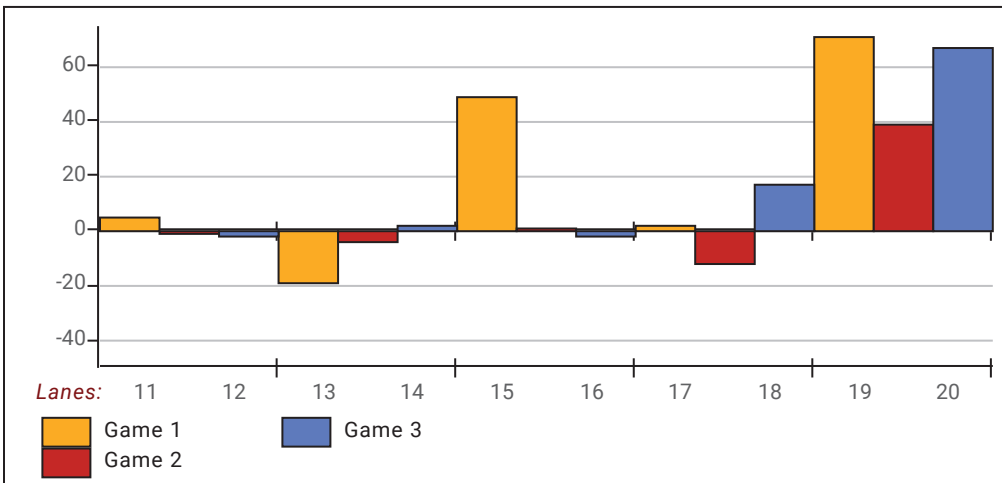
Team Average vs Avg of Scores



Average of Scores for Each Game

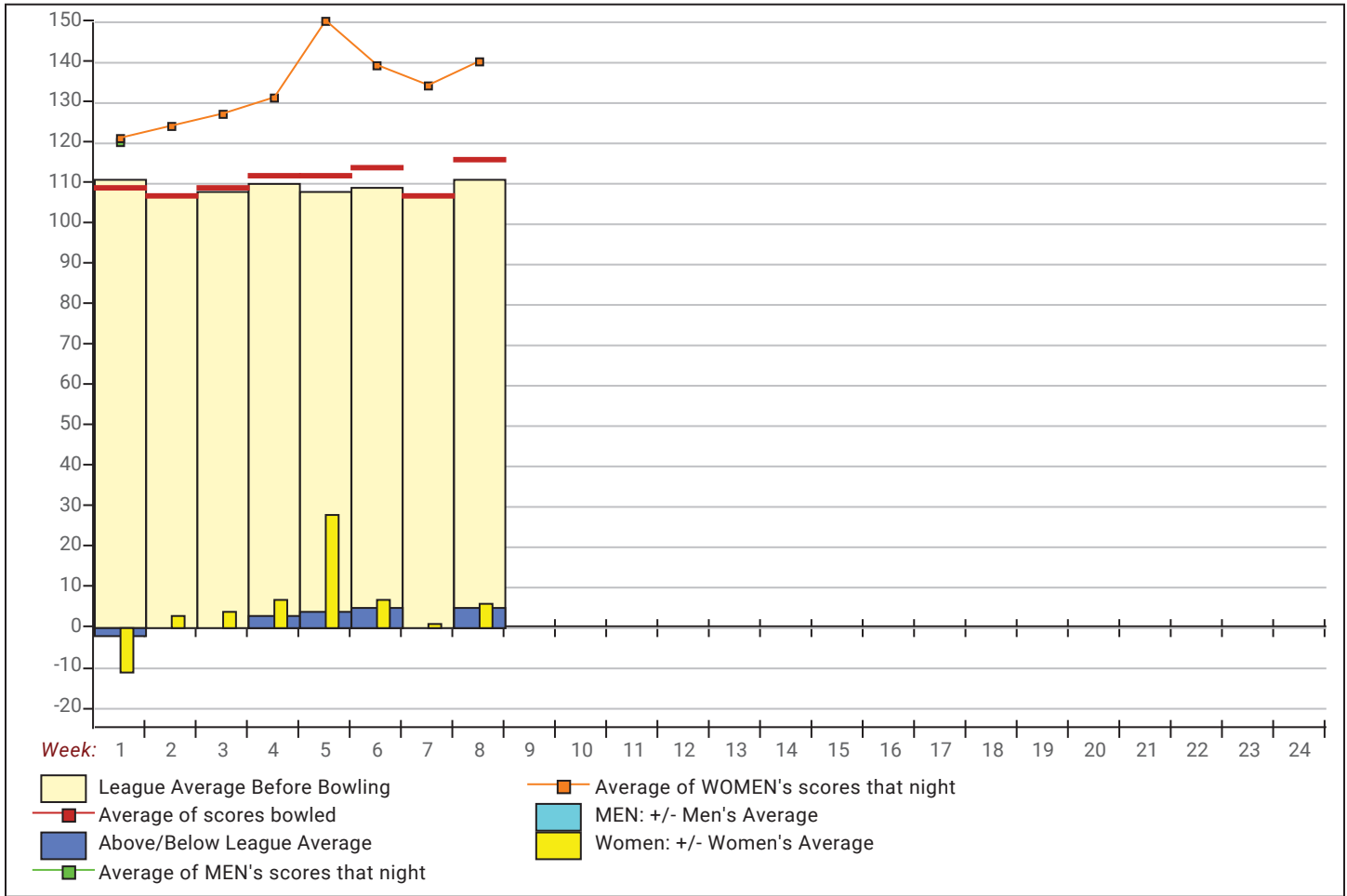


Amount Over/Under Team Average



This report is for scores bowled October 21 which is Week 8 of 24

League Average Week-by-Week



League Average Statistics for Last Week

	League	Right Hand	Left Hand
League Average Before Bowling	111.34	111.34	
Average of scores bowled that night	116.38	116.38	
New League Average After Bowling	111.97	111.97	
Change in League Average	.62	.62	
People Who Bowled Over Average	15	15	
People Who Bowled Under Average	11	11	
Average Amount of Series Over Avg	52.87	52.87	
Average Amount of Series Under Avg	-33.09	-33.09	
Difference Avg, NiteAvg	5.50	5.50	
Number of Bowlers	26	26	
Number of Games Bowled	78	78	
People Who Raised Their Average	15	15	
Raised By an Average of This Amount	2.18	2.18	
People Who Lowered Their Average	11	11	
Lowered By an Average of This Amou	-1.50	-1.50	
Number of Games Bowled Over Avera	44	44	
Number of Games Bowled Under Avera	31	31	

Note: Averages are based only on people who bowled.

Press Release -- 10/29/2025

10/21/2025 Week 8 of 24

Hot Shots 2025-26

Tuesday 6:30 pm

Big Apple Fun Center

Lanes 11 - 20

Team Standings

Place	Team Name	Avg p/gm	Points Won	Points Lost	Year-To-Date WON	Y-T-D LOST
1	Team 7	547	26	6	26	6
2	Rhyker Goes First	504	20½	11½	20½	11½
3	The 3 Amigos	432	19	13	19	13
4	The Loner +1	476	18	14	18	14
5	Team 10	182	17	15	17	15
6	The Bowling Baddies	359	17	15	17	15
7	PBA Young Boy	625	13½	18½	13½	18½
8	Team 8	446	13	19	13	19
9	Team 2	436	13	19	13	19
10	BYE TEAM		3	29	3	29

*** Although not shown, standings are determined by points only for the current split

Last Week's Top Scores

	Scratch Game	Scratch Series	Handicap Game	Handicap Series
Women	150 Keira Walburn	423 Keira Walburn	221 Keira Walburn	636 Keira Walburn
	142 Madison Whitney	414 Madison Whitney	206 Madison Whitney	606 Madison Whitney
Boys	245 Fulton Moyer	641 Trevin Graham	296 Trevin Graham	827 Trevin Graham
	243 Riley Olson	575 Riley Olson	293 Fulton Moyer	710 Fulton Moyer
	234 Trevin Graham	566 Fulton Moyer	272 Riley Olson	662 Riley Olson
	205 Weston Sklenar	542 Weston Sklenar	236 Weston Sklenar	641 Bennett Nikkila
	155 Landon Kidd	437 Bennett Nikkila	224 Gage Holoubeck	640 Greyson Wiedel
	155 Bennett Nikkila	425 Landon Kidd	223 Bennett Nikkila	635 Eoghan O'Connor
	151 Gavin Dickey	380 Gavin Dickey	221 Greyson Wiedel	635 Weston Sklenar
	135 Gage Holoubeck	330 Gage Holoubeck	218 Ryker Kidd	622 Ryker Kidd
	122 Gavin Gibreal	325 Gavin Gibreal	217 Eoghan O'Connor	597 Gage Holoubeck
	121 Hunter Rewinkel	320 Eoghan O'Connor	214 Gavin Dickey	583 Gavin Gibreal
Girls	155 Bella Yendra	402 Bella Yendra	239 Bella Yendra	654 Bella Yendra
	132 Brooke Dunkel	363 Brooke Dunkel	233 Evie Boness	647 Brooke Bengtson
	119 Regan Sklenar	302 Regan Sklenar	230 Brooke Bengtson	645 Evie Boness
	115 Evie Boness	291 Evie Boness	218 Arabella McKenzie	618 Brooke Dunkel
	102 Arabella McKenzie	282 Rozalyn Warrington	217 Brooke Dunkel	615 Rozalyn Warrington
	99 Rozalyn Warrington	245 Brooke Bengtson	216 Regan Sklenar	593 Regan Sklenar
	96 Brooke Bengtson	229 Macie Whitney	210 Rozalyn Warrington	575 Arabella McKenzie
	93 Macie Whitney	227 Arabella McKenzie	200 Macie Whitney	550 Macie Whitney