

Hot Shots 2025-26

Tuesday 6:30 pm

Big Apple Fun Center

Lanes 11 - 20

President: Robbie Samuelson (308)238-3529
 Secretary/Treasurer: Kim Hodges (308)293-7824

Team Standings

Place	#	Team Name	Points Won	Points Lost	%Won	Pins + HDCP	Scratch Pins	Avg p/gm	High Game	High Sers	HDCP Game	HDCP Sers
1	7	Team 7	24	4	85.7	17280	11322	539	637	1752	909	2574
2	6	Rhyker Goes First	18½	9½	66.1	16905	10545	502	556	1573	861	2488
3	3	The 3 Amigos	15	13	53.6	17056	9097	433	499	1372	876	2532
4	10	Team 10	15	13	53.6	17033	3815	181	240	596	866	2496
5	4	The Loner +1	14	14	50.0	17083	9970	474	532	1538	865	2537
6	8	Team 8	13	15	46.4	16901	9452	450	502	1452	866	2550
7	1	The Bowling Baddies	13	15	46.4	16829	7526	358	419	1194	855	2470
8	2	Team 2	13	15	46.4	16724	9191	437	498	1349	849	2438
9	5	PBA Young Boy	11½	16½	41.1	16680	13002	619	714	1906	886	2414
10	9	BYE TEAM	3	25		0	0		0	0	0	0

Review of Last Week's Bowling.....

Lanes	Team Name	HDCP -1-	HDCP -2-	HDCP -3-	HDCP Total	Last Wk WON	Team Name	HDCP -1-	HDCP -2-	HDCP -3-	HDCP Total	Last Wk WON
11-12	Rhyker Goes First	800	818	847	2465	2	<---> The Loner +1	817	824	784	2425	2
13-14	Team 7	779	852	790	2421	4	<---> BYE TEAM	0	0	0	0	0
15-16	The Bowling Baddies	795	841	756	2392	3	<---> PBA Young Boy	754	877	741	2372	1
17-18	Team 10	829	836	799	2464	3	<---> The 3 Amigos	766	772	824	2362	1
19-20	Team 2	834	791	792	2417	3	<---> Team 8	736	773	830	2339	1

Lane Assignments

	11-12	13-14	15-16	17-18	19-20
Wk08 10/21	3- 9	8- 1	6- 10	2- 4	7- 5
Wk09 10/28	8- 10	2- 5	9- 4	1- 7	3- 6
Wk10 11/04	4- 3	10- 9	2- 1	6- 5	8- 7

Last Week's Top Scores

	Team Scratch Game	Team Scratch Series	Team Handicap Game	Team Handicap Series
696	PBA Young Boy	1829 PBA Young Boy	877 PBA Young Boy	2465 Rhyker Goes First
589	Team 7	1632 Team 7	852 Team 7	2464 Team 10
544	Rhyker Goes First	1556 Rhyker Goes First	847 Rhyker Goes First	2425 The Loner +1
502	The Loner +1	1459 The Loner +1	841 The Bowling Baddies	2421 Team 7
481	Team 8	1325 Team 2	836 Team 10	2417 Team 2
470	Team 2	1292 Team 8	834 Team 2	2392 The Bowling Baddi
458	The 3 Amigos	1264 The 3 Amigos	830 Team 8	2372 PBA Young Boy
394	The Bowling Baddies	1051 The Bowling Baddies	824 The 3 Amigos	2362 The 3 Amigos
213	Team 10	595 Team 10	824 The Loner +1	2339 Team 8
	Scratch Game	Scratch Series	Handicap Game	Handicap Series
Women	157 Madison Whitney	409 Keira Walburn	224 Keira Walburn	625 Keira Walburn
	152 Keira Walburn	394 Madison Whitney	220 Madison Whitney	583 Madison Whitney
Boys	203 Landon Kidd	515 Riley Olson	247 Trevin Graham	645 Greyson Wiedel
	195 Riley Olson	470 Landon Kidd	242 Fulton Moyer	643 Ryker Kidd
	193 Fulton Moyer	443 Trevin Graham	237 Landon Kidd	632 Trevin Graham
	184 Trevin Graham	411 Bennett Nikkila	237 Bennett Nikkila	618 Bennett Nikkila
	168 Bennett Nikkila	390 Gavin Dickey	231 Gage Holoubeck	610 Gavin Gibreal
Girls	153 Bella Yendra	377 Bella Yendra	239 Bella Yendra	659 Rozalyn Warrington
	130 Mallory Stubbs	355 Brooke Dunkel	226 Rozalyn Warrington	635 Bella Yendra
	128 Brooke Dunkel	341 Mallory Stubbs	222 Regan Sklenar	627 Evie Boness
	124 Regan Sklenar	329 Regan Sklenar	218 Evie Boness	623 Regan Sklenar
	112 Rozalyn Warrington	317 Rozalyn Warrington	217 Mallory Stubbs	613 Brooke Dunkel

Season High Scores

Team Scratch Game		Team Scratch Series		Team Handicap Game		Team Handicap Series	
714	PBA Young Boy	1906	PBA Young Boy	909	Team 7	2574	Team 7
637	Team 7	1752	Team 7	886	PBA Young Boy	2550	Team 8
556	Rhyker Goes First	1573	Rhyker Goes First	876	The 3 Amigos	2537	The Loner +1
532	The Loner +1	1538	The Loner +1	866	Team 8	2532	The 3 Amigos
502	Team 8	1452	Team 8	866	Team 10	2496	Team 10
499	The 3 Amigos	1372	The 3 Amigos	865	The Loner +1	2488	Rhyker Goes First
498	Team 2	1349	Team 2	861	Rhyker Goes First	2470	The Bowling Baddi
419	The Bowling Baddies	1194	The Bowling Baddies	855	The Bowling Baddies	2438	Team 2
240	Team 10	596	Team 10	849	Team 2	2414	PBA Young Boy

	Scratch Game	Scratch Series	Handicap Game	Handicap Series
Women	182 Keira Walburn	488 Keira Walburn	265 Keira Walburn	737 Keira Walburn
	177 Madison Whitney	439 Madison Whitney	246 Madison Whitney	644 Madison Whitney
Boys	227 Landon Kidd	609 Riley Olson	270 Jake Stubbs	735 Riley Olson
	224 Riley Olson	557 Landon Kidd	266 Riley Olson	702 Bennett Nikkila
	221 Fulton Moyer	550 Weston Sklenar	258 Ryker Kidd	695 Ryker Kidd
	215 Weston Sklenar	548 Fulton Moyer	256 Fulton Moyer	691 Eoghan O'Connor
	189 Gavin Dickey	480 Bennett Nikkila	255 Trevin Graham	657 Trevin Graham
Girls	163 Brooke Dunkel	442 Brooke Dunkel	259 Brooke Dunkel	718 Brooke Dunkel
	161 Bella Yendra	383 Mallory Stubbs	255 Regan Sklenar	663 Evie Boness
	158 Mallory Stubbs	377 Bella Yendra	245 Bella Yendra	659 Regan Sklenar
	155 Regan Sklenar	356 Regan Sklenar	244 Evie Boness	659 Rozalyn Warrington
	140 Amanda Hodges	330 Amanda Hodges	239 Mallory Stubbs	657 Arabella McKenzie

Team Rosters

1 - The Bowling Baddies

Name	Avg	HDCP	Pins	Gms	High Game	High Sers	HDCP Game	HDCP Sers	0's	100's	200's	0's	400's	500's
Mallory G. Stubbs	113	87	2050	18	158	383	239	626	5	13	--	6	--	--
Rozalyn G. Warrington	89	111	1879	21	112	317	226	659	15	6	--	7	--	--
Brooke M. Bengtson	66	134	1191	18	86	226	221	634	18	--	--	6	--	--
Arabella H. McKenzie	84	116	1260	15	111	300	230	657	13	2	--	5	--	--

2 - Team 2

Name	Avg	HDCP	Pins	Gms	High Game	High Sers	HDCP Game	HDCP Sers	0's	100's	200's	0's	400's	500's
Gavin L. Gibreal	114	86	1721	15	151	377	226	612	2	13	--	5	--	--
Gage A. Holoubeck	111	89	2334	21	154	369	240	638	6	15	--	7	--	--
Jake D. Stubbs	92	108	276	3	162	276	270	600	2	1	--	1	--	--
VACANT	120	80	360	3	120	360	200	600	--	3	--	1	--	--

3 - The 3 Amigos

Name	Avg	HDCP	Pins	Gms	High Game	High Sers	HDCP Game	HDCP Sers	0's	100's	200's	0's	400's	500's
Madison L. Whitney	136	64	2869	21	177	439	246	644	--	21	--	2	5	--
Evie Boness	82	118	1740	21	119	284	244	663	17	4	--	7	--	--
Macie G. Whitney	93	107	1968	21	118	317	229	635	13	8	--	7	--	--
VACANT	120	80	0	0	0	0			--	--	--	--	--	--

4 - The Loner +1

Name	Avg	HDCP	Pins	Gms	High Game	High Sers	HDCP Game	HDCP Sers	0's	100's	200's	0's	400's	500's
Amanda R. Hodges	110	90	330	3	140	330	230	600	2	1	--	1	--	--
Keira R. Walburn	129	71	2722	21	182	488	265	737	1	20	--	4	3	--
VACANT	120	80	0	0	0	0			--	--	--	--	--	--
VACANT	120	80	0	0	0	0			--	--	--	--	--	--

5 - PBA Young Boy

Name	Avg	HDCP	Pins	Gms	High Game	High Sers	HDCP Game	HDCP Sers	0's	100's	200's	0's	400's	500's
Landon C. Kidd	165	35	3467	21	227	557	242	602	--	18	3	--	4	3
Fulton F. Moyer	152	48	3048	20	221	548	256	653	--	19	1	--	5	1
Riley S. Olson	171	29	3596	21	224	609	266	735	--	17	4	--	3	4
Bennett C. Nikkila	132	68	2781	21	179	480	246	702	5	16	--	3	4	--

Hot Shots 2025-26

6 - Rhyker Goes First

<u>Name</u>	<u>Avg</u>	<u>HDCP</u>	<u>Pins</u>	<u>Gms</u>	<u>High Game</u>	<u>High Sers</u>	<u>HDCP Game</u>	<u>HDCP Sers</u>	<u>0's</u>	<u>100's</u>	<u>200's</u>	<u>0's</u>	<u>400's</u>	<u>500's</u>
Rhyker Dalland	112	88	2363	21	145	377	234	638	3	18	--	7	--	--
Bella Yendra	116	84	2441	21	161	377	245	638	5	16	--	7	--	--
Regan G. Sklenar	103	97	2175	21	155	356	255	659	8	13	--	7	--	--
Weston R. Sklenar	169	31	3059	18	215	550	247	649	--	16	2	--	3	3

7 - Team 7

<u>Name</u>	<u>Avg</u>	<u>HDCP</u>	<u>Pins</u>	<u>Gms</u>	<u>High Game</u>	<u>High Sers</u>	<u>HDCP Game</u>	<u>HDCP Sers</u>	<u>0's</u>	<u>100's</u>	<u>200's</u>	<u>0's</u>	<u>400's</u>	<u>500's</u>
Kellen R. Mauler	148	52	2221	15	181	466	233	631	--	15	--	--	5	--
Brooke J. Dunkel	115	85	2419	21	163	442	259	718	6	15	--	6	1	--
Gavin W. Dickey	137	63	2880	21	189	442	252	649	--	21	--	2	5	--
Trevin J. Graham	138	62	2914	21	184	445	255	657	1	20	--	3	4	--

8 - Team 8

<u>Name</u>	<u>Avg</u>	<u>HDCP</u>	<u>Pins</u>	<u>Gms</u>	<u>High Game</u>	<u>High Sers</u>	<u>HDCP Game</u>	<u>HDCP Sers</u>	<u>0's</u>	<u>100's</u>	<u>200's</u>	<u>0's</u>	<u>400's</u>	<u>500's</u>
Eoghan M. O'Connor	95	105	2012	21	124	337	242	691	12	9	--	7	--	--
Parker W. Roland	117	83	2471	21	149	378	233	629	3	18	--	7	--	--
Hunter D. Rewinkel	116	84	2089	18	146	377	234	641	3	15	--	6	--	--
VACANT	120	80	0	0	0	0			--	--	--	--	--	--

9 - BYE TEAM

10 - Team 10

<u>Name</u>	<u>Avg</u>	<u>HDCP</u>	<u>Pins</u>	<u>Gms</u>	<u>High Game</u>	<u>High Sers</u>	<u>HDCP Game</u>	<u>HDCP Sers</u>	<u>0's</u>	<u>100's</u>	<u>200's</u>	<u>0's</u>	<u>400's</u>	<u>500's</u>
Ryker J. Kidd	50	150	1057	21	101	224	258	695	20	1	--	7	--	--
Hunter I. Cool	39	161	821	21	69	158	219	616	21	--	--	7	--	--
Grayson T. Sherman	56	144	1188	21	91	210	238	651	21	--	--	7	--	--
Greyson B. Wiedel	35	165	749	21	57	144	224	645	21	--	--	7	--	--

Individual High Averages

Men	Women	136.62 Madison Whitney	Boys	171.24 Riley Olson	Girls	116.24 Bella Yendra
		129.62 Keira Walburn		169.94 Weston Sklenar		115.19 Brooke Dunkel
				165.10 Landon Kidd		113.89 Mallory Stubbs
				152.40 Fulton Moyer		103.57 Regan Sklenar
				148.07 Kellen Mauler		93.71 Macie Whitney

Most Improved Average

Women	117 to 129.62 = +12.62 Keira Walburn	135 to 136.62 = +1.62 Madison Whitney	
Boys	125 to 132.43 = +7.43 Bennett Nikkila	43 to 50.33 = +7.33 Ryker Kidd	31 to 35.67 = +4.67 Greyson Wiedel
Girls	104 to 115.19 = +11.19 Brooke Dunkel	75 to 82.86 = +7.86 Evie Boness	110 to 116.24 = +6.24 Bella Yendra

Most Un-Improved Averages

Women	135 to 136.62 = +1.62 Madison Whitney	117 to 129.62 = +12.62 Keira Walburn	
Boys	170 to 165.10 = -4.90 Landon Kidd	116 to 111.14 = -4.86 Gage Holoubeck	43 to 39.10 = -3.90 Hunter Cool
Girls	122 to 113.89 = -8.11 Mallory Stubbs	88 to 84.00 = -4.00 Arabella McKenzi	104 to 103.57 = -0.43 Regan Sklenar

Hot Shots 2025-26

Big Apple Fun Center Reprint of Scores -- Week 7

Lane 11 6 - Rhyker Goes First Week 7 10/14/2025

Name	Old	Old						HDCP
	Avg	HDCP	-1-	-2-	-3-	Total	Total	
Rhyker Dalland	112	88	102	118	123	343	607	
Bella Yendra	114	86	102	122	153	377	635	
Regan G. Sklenar	102	98	124	106	99	329	623	
Weston R. Sklenar	169	31	a169	a169	a169	507	600	
			====	====	====	====	====	
Scratch Total			497	515	544	1556	1556	
Handicap			303	303	303		909	
Total			800	818	847	1556	2465	
Team Points Won			0.0	0.0	1.0	2.0	2.0	

Lane 12 4 - The Loner +1 Week 7 10/14/2025

Name	Old	Old				Total	HDCP
	Avg	HDCP	-1-	-2-	-3-	Total	Total
Amanda R. Hodges	110	90	a110	a110	a110	330	600
Keira R. Walburn	128	72	145	152	112	409	625
VACANT	120	80	v120	v120	v120	360	600
VACANT	120	80	v120	v120	v120	360	600
			====	====	====	====	====
Scratch Total			495	502	462	1459	1459
Handicap			322	322	322		966
Total			817	824	784	1459	2425
Team Points Won			1.0	1.0	0.0	2.0	2.0

Lane 13 7 - Team 7 Week 7 10/14/2025

Name	Old	Old						HDCP
	Avg	HDCP	-1-	-2-	-3-	Total	Total	
Kellen R. Mauler	148	52	a148	a148	a148	444	600	
Brooke J. Dunkel	114	86	128	121	106	355	613	
Gavin W. Dickey	138	62	148	136	106	390	576	
Trevin J. Graham	137	63	92	184	167	443	632	
			====	====	====	====	====	
Scratch Total			516	589	527	1632	1632	
Handicap			263	263	263		789	
Total			779	852	790	1632	2421	
Team Points Won			1.0	1.0	1.0	4.0	4.0	

Lane 14 9 - BYE TEAM Week 7 10/14/2025

Name	Old	Old						HDCP
	Avg	HDCP	-1-	-2-	-3-	Total	Total	
No one bowled								

Lane 15 1 - The Bowling Baddies Week 7 10/14/2025

Name	Old	Old						HDCP
	Avg	HDCP	-1-	-2-	-3-	Total	Total	
Mallory G. Stubbs	113	87	130	121	90	341	602	
Rozalyn G. Warrington	86	114	101	112	104	317	659	
Brooke M. Bengtson	66	134	58	74	58	190	592	
Arabella H. McKenzie	88	112	59	87	57	203	539	
			====	====	====	====	====	
Scratch Total			348	394	309	1051	1051	
Handicap			447	447	447		1341	
Total			795	841	756	1051	2392	
Team Points Won			1.0	0.0	1.0	3.0	3.0	

Lane 16 5 - PBA Young Boy Week 7 10/14/2025

Name	Old	Old						HDCP
	Avg	HDCP	-1-	-2-	-3-	Total	Total	
Landon C. Kidd	166	34	134	203	133	470	572	
Fulton F. Moyer	151	49	193	130	i110	433	580	
Riley S. Olson	171	29	149	195	171	515	602	
Bennett C. Nikkila	131	69	97	168	146	411	618	
			====	====	====	====	====	
Scratch Total			573	696	560	1829	1829	
Handicap			181	181	181		543	
Total			754	877	741	1829	2372	
Team Points Won			0.0	1.0	0.0	1.0	1.0	

Hot Shots 2025-26

Lane 17 10 - Team 10 Week 7 10/14/2025

Name	Old Avg	Old HDCP	-1-	-2-	-3-	Total	HDCP Total
Ryker J. Kidd	48	152	69	70	48	187	643
Hunter I. Cool	40	160	28	37	22	87	567
Grayson T. Sherman	56	144	52	59	66	177	609
Greyson B. Wiedel	33	167	57	47	40	144	645
			====	====	====	====	====
Scratch Total			206	213	176	595	595
Handicap			623	623	623		1869
Total			829	836	799	595	2464
Team Points Won			1.0	1.0	0.0	3.0	3.0

Lane 18 3 - The 3 Amigos Week 7 10/14/2025

Name	Old Avg	Old HDCP	-1-	-2-	-3-	Total	HDCP Total
Madison L. Whitney	137	63	130	107	157	394	583
Evie Boness	81	119	72	99	99	270	627
Macie G. Whitney	96	104	78	80	82	240	552
VACANT	120	80	v120	v120	v120	360	600
			====	====	====	====	====
Scratch Total			400	406	458	1264	1264
Handicap			366	366	366		1098
Total			766	772	824	1264	2362
Team Points Won			0.0	0.0	1.0	1.0	1.0

Lane 19 2 - Team 2 Week 7 10/14/2025

Name	Old Avg	Old HDCP	-1-	-2-	-3-	Total	HDCP Total
Gavin L. Gibreal	114	86	117	122	113	352	610
Gage A. Holoubeck	110	90	141	93	103	337	607
Jake D. Stubbs	92	108	a92	a92	a92	276	600
VACANT	120	80	v120	v120	v120	360	600
			====	====	====	====	====
Scratch Total			470	427	428	1325	1325
Handicap			364	364	364		1092
Total			834	791	792	1325	2417
Team Points Won			1.0	1.0	0.0	3.0	3.0

Lane 20 8 - Team 8 Week 7 10/14/2025

Name	Old Avg	Old HDCP	-1-	-2-	-3-	Total	HDCP Total
Eoghan M. O'Connor	96	104	94	76	105	275	587
Parker W. Roland	119	81	87	104	125	316	559
Hunter D. Rewinkel	116	84	86	124	131	341	593
VACANT	120	80	v120	v120	v120	360	600
			====	====	====	====	====
Scratch Total			387	424	481	1292	1292
Handicap			349	349	349		1047
Total			736	773	830	1292	2339
Team Points Won			0.0	0.0	1.0	1.0	1.0

Hot Shots 2025-26

Big Apple Fun Center

* Bowlers listed must have a minimum of 1 games.

Change in Average

Name	-----Old-----		Old				Total	---Average Change---			Weekly Over Avg
	Pins	Games	Avg	-1-	-2-	-3-		New - Old	---> +/-	Series Avg +/-	
Brooke M. Bengtson	1001	15	66	58	74	58	190	66.17 - 66.73	=	-0.57	190 - 198=-8
Evie Boness	1470	18	81	72	99	99	270	82.86 - 81.67	=	1.19	270 - 243=27
Hunter I. Cool	734	18	40	28	37	22	87	39.10 - 40.78	=	-1.68	87 - 120=-33
Rhyker Dalland	2020	18	112	102	118	123	343	112.52 - 112.22	=	0.30	343 - 336=7
Gavin W. Dickey	2490	18	138	148	136	106	390	137.14 - 138.33	=	-1.19	390 - 414=-24
Brooke J. Dunkel	2064	18	114	128	121	106	355	115.19 - 114.67	=	0.52	355 - 342=13
Gavin L. Gibreal	1369	12	114	117	122	113	352	114.73 - 114.08	=	0.65	352 - 342=10
Trevin J. Graham	2471	18	137	92	184	167	443	138.76 - 137.28	=	1.48	443 - 411=32
Amanda R. Hodges	330	3	110	a110	a110	a110	330	110.00 - 110.00	=	0.00	
Gage A. Holoubeck	1997	18	110	141	93	103	337	111.14 - 110.94	=	0.20	337 - 330=7
Landon C. Kidd	2997	18	166	134	203	133	470	165.10 - 166.50	=	-1.40	470 - 498=-28
Ryker J. Kidd	870	18	48	69	70	48	187	50.33 - 48.33	=	2.00	187 - 144=43
Kellen R. Mauler	2221	15	148	a148	a148	a148	444	148.07 - 148.07	=	0.00	
Arabella H. McKenzie	1057	12	88	59	87	57	203	84.00 - 88.08	=	-4.08	203 - 264=-61
Fulton F. Moyer	2725	18	151	193	130	i110	433	152.40 - 151.39	=	1.01	
Bennett C. Nikkila	2370	18	131	97	168	146	411	132.43 - 131.67	=	0.76	411 - 393=18
Eoghan M. O'Connor	1737	18	96	94	76	105	275	95.81 - 96.50	=	-0.69	275 - 288=-13
Riley S. Olson	3081	18	171	149	195	171	515	171.24 - 171.17	=	0.07	515 - 513=2
Hunter D. Rewinkel	1748	15	116	86	124	131	341	116.06 - 116.53	=	-0.48	341 - 348=-7
Parker W. Roland	2155	18	119	87	104	125	316	117.67 - 119.72	=	-2.06	316 - 357=-41
Grayson T. Sherman	1011	18	56	52	59	66	177	56.57 - 56.17	=	0.40	177 - 168=9
Regan G. Sklenar	1846	18	102	124	106	99	329	103.57 - 102.56	=	1.02	329 - 306=23
Weston R. Sklenar	3059	18	169	a169	a169	a169	507	169.94 - 169.94	=	0.00	
Jake D. Stubbs	276	3	92	a92	a92	a92	276	92.00 - 92.00	=	0.00	
Mallory G. Stubbs	1709	15	113	130	121	90	341	113.89 - 113.93	=	-0.04	341 - 339=2
Keira R. Walburn	2313	18	128	145	152	112	409	129.62 - 128.50	=	1.12	409 - 384=25
Rozalyn G. Warrington	1562	18	86	101	112	104	317	89.48 - 86.78	=	2.70	317 - 258=59
Macie G. Whitney	1728	18	96	78	80	82	240	93.71 - 96.00	=	-2.29	240 - 288=-48
Madison L. Whitney	2475	18	137	130	107	157	394	136.62 - 137.50	=	-0.88	394 - 411=-17
Greyson B. Wiedel	605	18	33	57	47	40	144	35.67 - 33.61	=	2.06	144 - 99=45
Bella Yendra	2064	18	114	102	122	153	377	116.24 - 114.67	=	1.57	377 - 342=35

Hot Shots 2025-26

Big Apple Fun Center

* Bowlers listed must have a minimum of 1 games.

High Average Listing

	Name	True Average	Pins	Gms	To Raise Avg +1	To Drop Avg -1
1	Riley S. Olson	171.24	3596	21	532	507
2	Weston R. Sklenar	169.94	3059	18	511	489
3	Landon C. Kidd	165.10	3467	21	517	492
4	Fulton F. Moyer	152.40	3048	20	471	447
5	Kellen R. Mauler	148.07	2221	15	461	442
6	Trevin J. Graham	138.76	2914	21	422	397
7	Gavin W. Dickey	137.14	2880	21	432	407
8	Madison L. Whitney	136.62	2869	21	419	394
9	Bennett C. Nikkila	132.43	2781	21	411	386
10	Keira R. Walburn	129.62	2722	21	398	373
11	Parker W. Roland	117.67	2471	21	361	336
12	Bella Yendra	116.24	2441	21	367	342
13	Hunter D. Rewinkel	116.06	2089	18	368	346
14	Brooke J. Dunkel	115.19	2419	21	365	340
15	Gavin L. Gibreal	114.73	1721	15	349	330
16	Mallory G. Stubbs	113.89	2050	18	344	322
17	Rhyker Dalland	112.52	2363	21	349	324
18	Gage A. Holoubeck	111.14	2334	21	354	329
19	Amanda R. Hodges	110.00	330	3	336	329
20	Regan G. Sklenar	103.57	2175	21	321	296
21	Eoghan M. O'Connor	95.81	2012	21	292	267
22	Macie G. Whitney	93.71	1968	21	288	263
23	Jake D. Stubbs	92.00	276	3	282	275
24	Rozalyn G. Warrington	89.48	1879	21	281	256
25	Arabella H. McKenzie	84.00	1260	15	270	251
26	Evie Boness	82.86	1740	21	252	227
27	Brooke M. Bengtson	66.17	1191	18	216	194
28	Grayson T. Sherman	56.57	1188	21	180	155
29	Ryker J. Kidd	50.33	1057	21	167	142
30	Hunter I. Cool	39.10	821	21	139	114
31	Greyson B. Wiedel	35.67	749	21	115	90

Hot Shots 2025-26

Big Apple Fun Center

* Bowlers listed must have a minimum of 13 games.

Note: This report includes information through October 14 which is Week 7 of 24

Most Improved Averages

Name	True		Most Improved		Name	True		Most Improved	
	Average	Gms	Avg	+/-		Average	Gms	Avg	+/-
Keira R. Walburn	129.62	21	117	+12.62	Madison L. Whitney	136.62	21	135	+1.62
Brooke J. Dunkel	115.19	21	104	+11.19	Rhyker Dalland	112.52	21	111	+1.52
Evie Boness	82.86	21	75	+7.86	Gavin L. Gibreal	114.73	15	114	+0.73
Bennett C. Nikkila	132.43	21	125	+7.43	Macie G. Whitney	93.71	21	93	+0.71
Ryker J. Kidd	50.33	21	43	+7.33	Kellen R. Mauler	148.07	15	148	+0.07
Bella Yendra	116.24	21	110	+6.24	Regan G. Sklenar	103.57	21	104	-0.43
Greyson B. Wiedel	35.67	21	31	+4.67	Parker W. Roland	117.67	21	119	-1.33
Rozalyn G. Warrington	89.48	21	85	+4.48	Fulton F. Moyer	152.40	20	154	-1.60
Grayson T. Sherman	56.57	21	53	+3.57	Hunter D. Rewinkel	116.06	18	118	-1.94
Eoghan M. O'Connor	95.81	21	93	+2.81	Hunter I. Cool	39.10	21	43	-3.90
Trevin J. Graham	138.76	21	136	+2.76	Arabella H. McKenzie	84.00	15	88	-4.00
Riley S. Olson	171.24	21	169	+2.24	Gage A. Holoubeck	111.14	21	116	-4.86
Brooke M. Bengtson	66.17	18	64	+2.17	Landon C. Kidd	165.10	21	170	-4.90
Gavin W. Dickey	137.14	21	135	+2.14	Mallory G. Stubbs	113.89	18	122	-8.11
Weston R. Sklenar	169.94	18	168	+1.94					

Hot Shots 2025-26

Big Apple Fun Center

* Bowlers listed must have a minimum of 1 games.

Most Pins Over Average

Name	-----Old-----		Old				---Average Change---				Weekly Over Avg
	Pins	Games	Avg	-1-	-2-	-3-	Total	New - Old	---> +/-	Series Avg +/-	
Rozalyn G. Warrington	1562	18	86	101	112	104	317	89.48 - 86.78	= 2.70	317 - 258=59	
Greyson B. Wiedel	605	18	33	57	47	40	144	35.67 - 33.61	= 2.06	144 - 99=45	
Ryker J. Kidd	870	18	48	69	70	48	187	50.33 - 48.33	= 2.00	187 - 144=43	
Bella Yendra	2064	18	114	102	122	153	377	116.24 - 114.67	= 1.57	377 - 342=35	
Trevin J. Graham	2471	18	137	92	184	167	443	138.76 - 137.28	= 1.48	443 - 411=32	
Evie Boness	1470	18	81	72	99	99	270	82.86 - 81.67	= 1.19	270 - 243=27	
Keira R. Walburn	2313	18	128	145	152	112	409	129.62 - 128.50	= 1.12	409 - 384=25	
Regan G. Sklenar	1846	18	102	124	106	99	329	103.57 - 102.56	= 1.02	329 - 306=23	
Bennett C. Nikkila	2370	18	131	97	168	146	411	132.43 - 131.67	= 0.76	411 - 393=18	
Brooke J. Dunkel	2064	18	114	128	121	106	355	115.19 - 114.67	= 0.52	355 - 342=13	
Gavin L. Gibreal	1369	12	114	117	122	113	352	114.73 - 114.08	= 0.65	352 - 342=10	
Grayson T. Sherman	1011	18	56	52	59	66	177	56.57 - 56.17	= 0.40	177 - 168=9	
Rhyker Dalland	2020	18	112	102	118	123	343	112.52 - 112.22	= 0.30	343 - 336=7	
Gage A. Holoubeck	1997	18	110	141	93	103	337	111.14 - 110.94	= 0.20	337 - 330=7	
Mallory G. Stubbs	1709	15	113	130	121	90	341	113.89 - 113.93	= -0.04	341 - 339=2	
Riley S. Olson	3081	18	171	149	195	171	515	171.24 - 171.17	= 0.07	515 - 513=2	
Hunter D. Rewinkel	1748	15	116	86	124	131	341	116.06 - 116.53	= -0.48	341 - 348=-7	
Brooke M. Bengtson	1001	15	66	58	74	58	190	66.17 - 66.73	= -0.57	190 - 198=-8	
Eoghan M. O'Connor	1737	18	96	94	76	105	275	95.81 - 96.50	= -0.69	275 - 288=-13	
Madison L. Whitney	2475	18	137	130	107	157	394	136.62 - 137.50	= -0.88	394 - 411=-17	
Gavin W. Dickey	2490	18	138	148	136	106	390	137.14 - 138.33	= -1.19	390 - 414=-24	
Landon C. Kidd	2997	18	166	134	203	133	470	165.10 - 166.50	= -1.40	470 - 498=-28	
Hunter I. Cool	734	18	40	28	37	22	87	39.10 - 40.78	= -1.68	87 - 120=-33	
Parker W. Roland	2155	18	119	87	104	125	316	117.67 - 119.72	= -2.06	316 - 357=-41	
Macie G. Whitney	1728	18	96	78	80	82	240	93.71 - 96.00	= -2.29	240 - 288=-48	
Arabella H. McKenzie	1057	12	88	59	87	57	203	84.00 - 88.08	= -4.08	203 - 264=-61	

Hot Shots 2025-26

Big Apple Fun Center

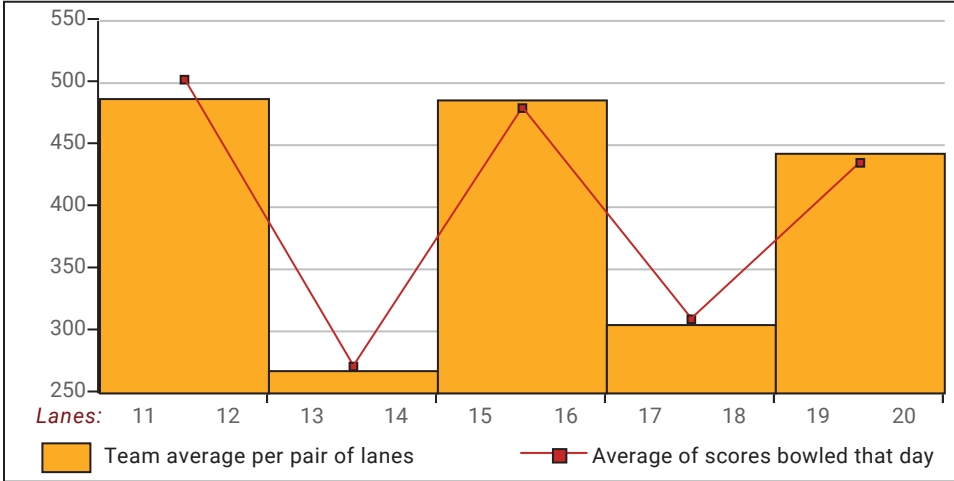
This report is for scores bowled October 14 which is Week 7 of 24

This Week's Statistics

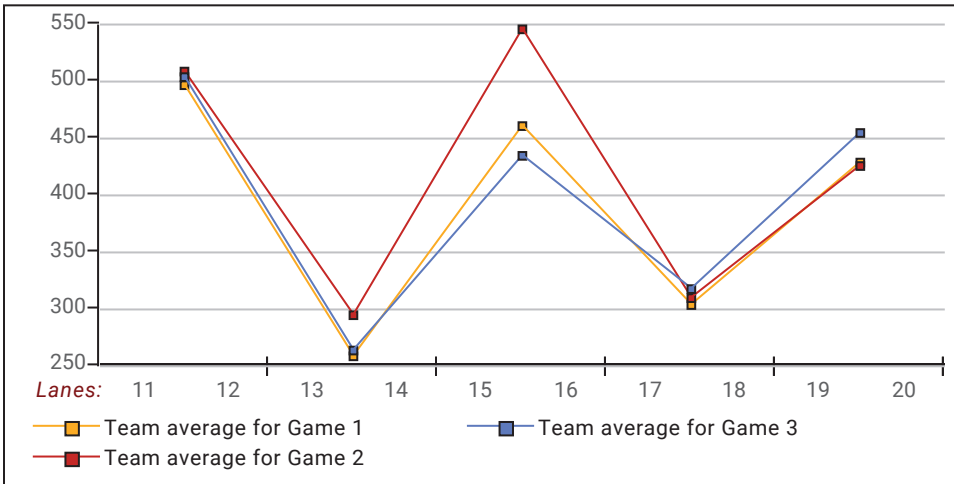
	Over All	Men	Women	Boys	Girls
How many people bowled	27	0	2	16	9
Number of games bowled	80	0	6	47	27
Actual average of week's scores	106.70	0.00	133.83	108.74	97.11
How many games above average	41	0	3	24	14
How many games below average	37	0	3	21	13
Pins above/below average per game	1.23	0.00	1.33	1.02	1.56
How many people raised average	16	--	1	10	5
by this amount	1.07	0.00	1.12	0.89	1.40
How many people went down	11	--	1	6	4
by this amount	-1.40	0.00	-0.88	-1.25	-1.75
League average before bowling	106.53	0.00	133.00	109.08	96.12
League average after bowling	106.59	0.00	133.12	109.17	96.12
Change in league average	0.06	0.00	0.12	0.09	0.00
800s	--	--	--	--	--
775s	--	--	--	--	--
750s	--	--	--	--	--
725s	--	--	--	--	--
700s	--	--	--	--	--
675s	--	--	--	--	--
650s	--	--	--	--	--
625s	--	--	--	--	--
600s	--	--	--	--	--
575s	--	--	--	--	--
550s	--	--	--	--	--
525s	--	--	--	--	--
500s	1	--	--	1	--
475s	--	--	--	--	--
450s	1	--	--	1	--
425s	2	--	--	2	--
400s	2	--	1	1	--
below 400	21	--	1	11	9
300s	--	--	--	--	--
275s	--	--	--	--	--
250s	--	--	--	--	--
225s	--	--	--	--	--
200s	1	--	--	1	--
175s	3	--	--	3	--
150s	6	--	2	3	1
125s	14	--	2	10	2
100s	23	--	2	11	10
below 100	33	--	--	19	14

This report is for scores bowled October 14 which is Week 7 of 24

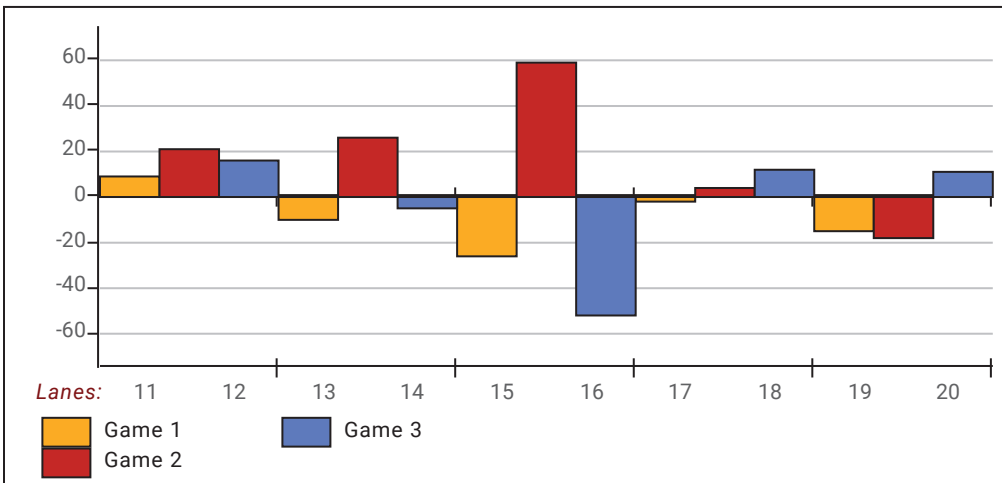
Team Average vs Avg of Scores



Average of Scores for Each Game

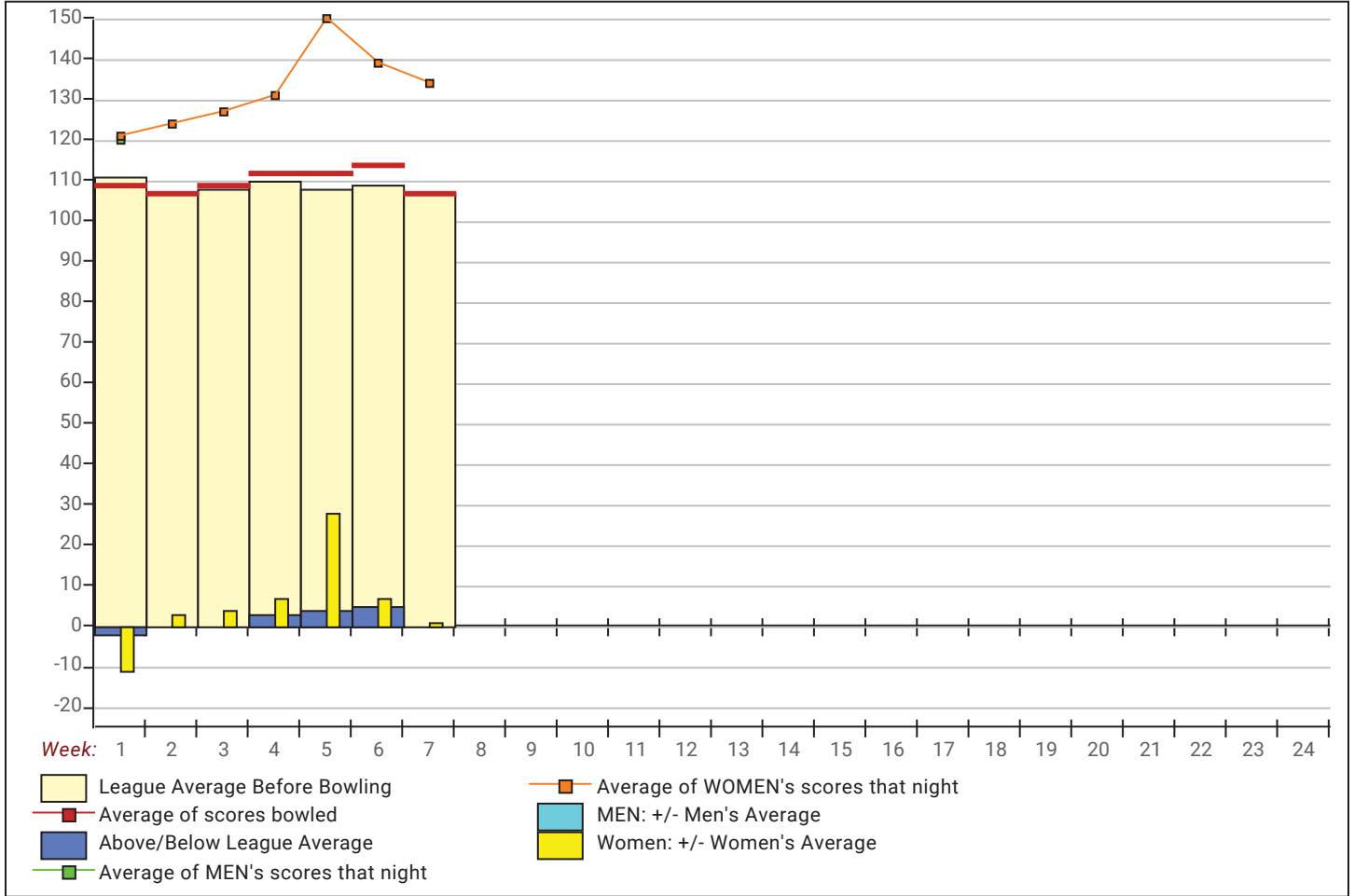


Amount Over/Under Team Average



This report is for scores bowled October 14 which is Week 7 of 24

League Average Week-by-Week



League Average Statistics for Last Week

	League	Right Hand	Left Hand
League Average Before Bowling	106.53	106.53	
Average of scores bowled that night	106.70	106.70	
New League Average After Bowling	106.59	106.59	
Change in League Average	.06	.06	
People Who Bowled Over Average	16	16	
People Who Bowled Under Average	11	11	
Average Amount of Series Over Avg	30.38	30.38	
Average Amount of Series Under Avg	-25.27	-25.27	
Difference Avg, NiteAvg	1.23	1.23	
Number of Bowlers	27	27	
Number of Games Bowled	80	80	
People Who Raised Their Average	16	16	
Raised By an Average of This Amount	1.07	1.07	
People Who Lowered Their Average	11	11	
Lowered By an Average of This Amou	-1.40	-1.40	
Number of Games Bowled Over Avera	41	41	
Number of Games Bowled Under Avera	37	37	

Note: Averages are based only on people who bowled.

Press Release -- 10/21/2025

10/14/2025 Week 7 of 24

Hot Shots 2025-26

Tuesday 6:30 pm

Big Apple Fun Center

Lanes 11 - 20

Team Standings

Place	Team Name	Avg p/gm	Points Won	Points Lost	Year-To-Date WON	Y-T-D LOST
1	Team 7	539	24	4	24	4
2	Rhyker Goes First	502	18½	9½	18½	9½
3	The 3 Amigos	433	15	13	15	13
4	Team 10	181	15	13	15	13
5	The Loner +1	474	14	14	14	14
6	Team 8	450	13	15	13	15
7	The Bowling Baddies	358	13	15	13	15
8	Team 2	437	13	15	13	15
9	PBA Young Boy	619	11½	16½	11½	16½
10	BYE TEAM		3	25	3	25

*** Although not shown, standings are determined by points only for the current split

Last Week's Top Scores

	Scratch Game	Scratch Series	Handicap Game	Handicap Series
Women	157 Madison Whitney	409 Keira Walburn	224 Keira Walburn	625 Keira Walburn
	152 Keira Walburn	394 Madison Whitney	220 Madison Whitney	583 Madison Whitney
Boys	203 Landon Kidd	515 Riley Olson	247 Trevin Graham	645 Greyson Wiedel
	195 Riley Olson	470 Landon Kidd	242 Fulton Moyer	643 Ryker Kidd
	193 Fulton Moyer	443 Trevin Graham	237 Landon Kidd	632 Trevin Graham
	184 Trevin Graham	411 Bennett Nikkila	237 Bennett Nikkila	618 Bennett Nikkila
	168 Bennett Nikkila	390 Gavin Dickey	231 Gage Holoubeck	610 Gavin Gibreal
	148 Gavin Dickey	352 Gavin Gibreal	224 Greyson Wiedel	609 Grayson Sherman
	141 Gage Holoubeck	343 Rhyker Dalland	224 Riley Olson	607 Rhyker Dalland
	131 Hunter Rewinkel	341 Hunter Rewinkel	222 Ryker Kidd	607 Gage Holoubeck
	125 Parker Roland	337 Gage Holoubeck	215 Hunter Rewinkel	602 Riley Olson
	123 Rhyker Dalland	323 Fulton Moyer	211 Rhyker Dalland	593 Hunter Rewinkel
Girls	153 Bella Yendra	377 Bella Yendra	239 Bella Yendra	659 Rozalyn Warrington
	130 Mallory Stubbs	355 Brooke Dunkel	226 Rozalyn Warrington	635 Bella Yendra
	128 Brooke Dunkel	341 Mallory Stubbs	222 Regan Sklenar	627 Evie Boness
	124 Regan Sklenar	329 Regan Sklenar	218 Evie Boness	623 Regan Sklenar
	112 Rozalyn Warrington	317 Rozalyn Warrington	217 Mallory Stubbs	613 Brooke Dunkel
	99 Evie Boness	270 Evie Boness	214 Brooke Dunkel	602 Mallory Stubbs
	87 Arabella McKenzie	240 Macie Whitney	208 Brooke Bengtson	592 Brooke Bengtson
	82 Macie Whitney	203 Arabella McKenzie	199 Arabella McKenzie	552 Macie Whitney
	74 Brooke Bengtson	190 Brooke Bengtson	186 Macie Whitney	539 Arabella McKenzie