

Hot Shots 2024-25

Tuesday 6:30 pm

Big Apple Fun Center

Lanes 11 - 18

President: Robbie Samuelson (308)238-3529
 Secretary/Treasurer: Kim Hodges (308)293-7824

Team Standings

Place	#	Team Name	Points Won	Points Lost	%Won	Pins + HDCP	Scratch Pins	Avg p/gm	High Game	High Sers	HDCP Game	HDCP Sers
1	5	Ebowla	20	4	83.3	14736	8025	445	518	1451	875	2517
2	3	Team 3	14	10	58.3	14436	6990	388	447	1277	849	2434
3	6	Team 6	14	10	58.3	12068	2636	175	225	623	834	2450
4	4	Team 4	12	12	50.0	14412	7218	401	509	1405	844	2424
5	2	Arigoes	12	12	50.0	12121	4159	277	374	955	887	2494
6	7	Bearcats	10	14	41.7	14229	8589	477	556	1553	892	2530
7	1	Rhyker Goes First	8	16	33.3	14167	9424	523	605	1635	862	2406
8	8	IDK	6	18	25.0	14251	8771	487	538	1546	827	2448

Review of Last Week's Bowling.....

Lanes	Team Name	HDCP -1-	HDCP -2-	HDCP -3-	HDCP Total	Last Wk WON	Team Name	HDCP -1-	HDCP -2-	HDCP -3-	HDCP Total	Last Wk WON
11-12	Arigoes	796	810	836	2442	4	<---> Team 3	786	805	821	2412	0
13-14	IDK	822	799	827	2448	1	<---> Ebowla	806	833	871	2510	3
15-16	Team 4	844	763	803	2410	4	<---> Rhyker Goes First	782	750	779	2311	0
17-18	Team 6	834	821	795	2450	3	<---> Bearcats	775	794	802	2371	1

Lane Assignments

	11-12	13-14	15-16	17-18
Wk07 10/08	4- 7	6- 1	8- 2	3- 5
Wk08 10/15	5- 6	7- 8	3- 4	1- 2
Wk09 10/22	2- 4	1- 3	5- 7	6- 8

Last Week's Top Scores

Team Scratch Game		Team Scratch Series		Team Handicap Game		Team Handicap Series	
518	Ebowla	1507	IDK	871	Ebowla	2510	Ebowla
516	IDK	1489	Rhyker Goes First	844	Team 4	2450	Team 6
509	Team 4	1451	Ebowla	836	Arigoes	2448	IDK
508	Rhyker Goes First	1405	Team 4	834	Team 6	2442	Arigoes
479	Bearcats	1402	Bearcats	827	IDK	2412	Team 3
375	Team 3	1074	Team 3	821	Team 3	2410	Team 4
300	Arigoes	834	Arigoes	802	Bearcats	2371	Bearcats
225	Team 6	623	Team 6	782	Rhyker Goes First	2311	Rhyker Goes First
Men	Scratch Game	Scratch Series	Scratch Series	Handicap Game	Handicap Game	Handicap Series	Handicap Series
	188 Drey Sanchez	518 Drey Sanchez	518 Drey Sanchez	226 Drey Sanchez	226 Drey Sanchez	632 Drey Sanchez	632 Drey Sanchez
	167 Keira Walburn	447 Keira Walburn	447 Keira Walburn	228 Keira Walburn	228 Keira Walburn	630 Keira Walburn	630 Keira Walburn
	201 Fulton Moyer	481 Fulton Moyer	481 Fulton Moyer	244 Fulton Moyer	244 Fulton Moyer	681 Hunter Rewinkel	681 Hunter Rewinkel
	173 Weston Sklenar	456 Weston Sklenar	456 Weston Sklenar	241 Paeson Koros	241 Paeson Koros	674 Paeson Koros	674 Paeson Koros
	170 Landon Kidd	387 Landon Kidd	387 Landon Kidd	235 Eoghan O'Connor	235 Eoghan O'Connor	666 Eoghan O'Connor	666 Eoghan O'Connor
	135 Bennett Nikkila	320 Henry Nikkila	320 Henry Nikkila	233 Hunter Rewinkel	233 Hunter Rewinkel	627 Hunter Cool	627 Hunter Cool
	121 Henry Nikkila	317 Rhyker Dalland	317 Rhyker Dalland	222 Hunter Cool	222 Hunter Cool	612 Josh DeMoss	612 Josh DeMoss
	151 Kameron Ford	392 Kameron Ford	392 Kameron Ford	225 Wrenleigh Altwine	225 Wrenleigh Altwine	635 Bella Yendra	635 Bella Yendra
	141 Madison Whitney	371 Madison Whitney	371 Madison Whitney	224 Livy Bailey	224 Livy Bailey	623 Wrenleigh Altwine	623 Wrenleigh Altwine
	117 Bella Yendra	329 Bella Yendra	329 Bella Yendra	221 Kameron Ford	221 Kameron Ford	618 Livy Bailey	618 Livy Bailey
	116 Livy Bailey	310 Livy Bailey	310 Livy Bailey	219 Bella Yendra	219 Bella Yendra	602 Kameron Ford	602 Kameron Ford
	55 Wrenleigh Altwine	113 Wrenleigh Altwine	113 Wrenleigh Altwine	211 Madison Whitney	211 Madison Whitney	581 Madison Whitney	581 Madison Whitney

Season High Scores

	<u>Team Scratch Game</u>	<u>Team Scratch Series</u>	<u>Team Handicap Game</u>	<u>Team Handicap Series</u>
	605 Rhyker Goes First	1635 Rhyker Goes First	892 Bearcats	2530 Bearcats
	556 Bearcats	1553 Bearcats	887 Arigoes	2517 Ebowla
	538 IDK	1546 IDK	875 Ebowla	2494 Arigoes
	518 Ebowla	1451 Ebowla	862 Rhyker Goes First	2450 Team 6
	509 Team 4	1405 Team 4	849 Team 3	2448 IDK
	447 Team 3	1277 Team 3	844 Team 4	2434 Team 3
	374 Arigoes	955 Arigoes	834 Team 6	2424 Team 4
	225 Team 6	623 Team 6	827 IDK	2406 Rhyker Goes First
	<u>Scratch Game</u>	<u>Scratch Series</u>	<u>Handicap Game</u>	<u>Handicap Series</u>
Men	213 Drey Sanchez 165 Nicolae Sikes	518 Drey Sanchez 473 Nicolae Sikes	256 Drey Sanchez 208 Nicolae Sikes	636 Drey Sanchez 602 Nicolae Sikes
Women	169 Keira Walburn 140 Alyssa Kloucek	460 Keira Walburn 400 Alyssa Kloucek	228 Keira Walburn 207 Alyssa Kloucek	630 Keira Walburn 601 Alyssa Kloucek
Boys	219 Weston Sklenar 201 Fulton Moyer 184 Landon Kidd 152 Parker Roland 147 Bennett Nikkila	533 Weston Sklenar 505 Fulton Moyer 500 Landon Kidd 386 Gage Holoubeck 385 Henry Nikkila	267 Kadin Nielsen 246 Weston Sklenar 245 Josh DeMoss 245 Eoghan O'Connor 244 Fulton Moyer	717 Kadin Nielsen 686 Gage Holoubeck 684 Eoghan O'Connor 681 Hunter Rewinkel 674 Paeson Koros
Girls	191 Kameron Ford 174 Madison Whitney 159 Liz Grupe 151 Amanda Hodges 117 Bella Yendra	487 Kameron Ford 437 Madison Whitney 372 Amanda Hodges 354 Liz Grupe 329 Bella Yendra	269 Kameron Ford 250 Liz Grupe 239 Madison Whitney 227 Amanda Hodges 225 Wrenleigh Altwine	721 Kameron Ford 635 Bella Yendra 626 Liz Grupe 623 Wrenleigh Altwine 620 Madison Whitney

Team Rosters

1 - Rhyker Goes First

<u>Name</u>	<u>Avg</u>	<u>HDCP</u>	<u>Pins</u>	<u>Gms</u>	<u>High Game</u>	<u>High Sers</u>	<u>HDCP Game</u>	<u>HDCP Sers</u>	<u>0's</u>	<u>100's</u>	<u>200's</u>	<u>0's</u>	<u>400's</u>	<u>500's</u>
Rhyker Dalland	105	95	1897	18	126	332	224	626	8	10	--	6	--	--
Bella Yendra	100	100	1812	18	117	329	219	635	10	8	--	6	--	--
Landon C. Kidd	151	49	2271	15	184	500	221	617	--	15	--	1	3	1
Weston R. Sklenar	164	36	2952	18	219	533	246	614	1	15	2	--	4	2

2 - Arigoes

<u>Name</u>	<u>Avg</u>	<u>HDCP</u>	<u>Pins</u>	<u>Gms</u>	<u>High Game</u>	<u>High Sers</u>	<u>HDCP Game</u>	<u>HDCP Sers</u>	<u>0's</u>	<u>100's</u>	<u>200's</u>	<u>0's</u>	<u>400's</u>	<u>500's</u>
Kadin M. Nielsen	64	136	965	15	109	243	267	717	13	1	--	4	--	--
Paeson E. Koros	52	148	785	15	88	215	241	674	14	--	--	4	--	--
Landon A. Isackson	76	124	1152	15	110	257	225	602	14	1	--	4	--	--
Vacant	120	80	0	0	0	0			--	--	--	--	--	--

3 - Team 3

<u>Name</u>	<u>Avg</u>	<u>HDCP</u>	<u>Pins</u>	<u>Gms</u>	<u>High Game</u>	<u>High Sers</u>	<u>HDCP Game</u>	<u>HDCP Sers</u>	<u>0's</u>	<u>100's</u>	<u>200's</u>	<u>0's</u>	<u>400's</u>	<u>500's</u>
Bennett C. Nikkila	115	85	1739	15	147	381	230	633	5	10	--	5	--	--
Hunter D. Rewinkel	79	121	1425	18	107	303	233	681	16	2	--	5	--	--
Henry S. Nikkila	113	87	2038	18	137	385	227	646	7	11	--	6	--	--
Vacant	120	80	0	0	0	0			--	--	--	--	--	--

4 - Team 4

<u>Name</u>	<u>Avg</u>	<u>HDCP</u>	<u>Pins</u>	<u>Gms</u>	<u>High Game</u>	<u>High Sers</u>	<u>HDCP Game</u>	<u>HDCP Sers</u>	<u>0's</u>	<u>100's</u>	<u>200's</u>	<u>0's</u>	<u>400's</u>	<u>500's</u>
Liz L. Grupe	112	88	1680	15	159	354	250	626	5	10	--	5	--	--
Fulton F. Moyer	158	42	2373	15	201	505	244	643	--	14	1	--	4	1
Turner H. Johnson	0	0	0	0	0	0			--	--	--	--	--	--
Vacant	120	80	0	0	0	0			--	--	--	--	--	--

Hot Shots 2024-25

5 - Ebowla

<u>Name</u>	<u>Avg</u>	<u>HDCP</u>	<u>Pins</u>	<u>Gms</u>	<u>High Game</u>	<u>High Sers</u>	<u>HDCP Game</u>	<u>HDCP Sers</u>	<u>0's</u>	<u>100's</u>	<u>200's</u>	<u>0's</u>	<u>400's</u>	<u>500's</u>
Josh B. DeMoss	67	133	808	12	109	219	245	651	11	1	--	3	--	--
Eoghan M. O'Connor	69	131	1184	17	102	261	245	684	13	2	--	4	--	--
Nicolae D. Sikes	154	46	927	6	165	473	208	602	--	6	--	--	2	--
Drey A. Sanchez	164	36	2467	15	213	518	256	636	--	14	1	--	2	3

6 - Team 6

<u>Name</u>	<u>Avg</u>	<u>HDCP</u>	<u>Pins</u>	<u>Gms</u>	<u>High Game</u>	<u>High Sers</u>	<u>HDCP Game</u>	<u>HDCP Sers</u>	<u>0's</u>	<u>100's</u>	<u>200's</u>	<u>0's</u>	<u>400's</u>	<u>500's</u>
Case I. Cool	35	165	106	3	44	106	209	601	3	--	--	1	--	--
Hunter I. Cool	19	181	292	15	39	78	222	627	15	--	--	5	--	--
Wrenleigh A. Altwine	32	168	483	15	55	113	225	623	15	--	--	5	--	--
Vacant	120	80	0	0	0	0			--	--	--	--	--	--

7 - Bearcats

<u>Name</u>	<u>Avg</u>	<u>HDCP</u>	<u>Pins</u>	<u>Gms</u>	<u>High Game</u>	<u>High Sers</u>	<u>HDCP Game</u>	<u>HDCP Sers</u>	<u>0's</u>	<u>100's</u>	<u>200's</u>	<u>0's</u>	<u>400's</u>	<u>500's</u>
Gage A. Holoubeck	108	92	1961	18	143	386	243	686	8	10	--	6	--	--
Madison L. Whitney	129	71	2335	18	174	437	239	620	2	16	--	3	3	--
Kameron E. Ford	130	70	2345	18	191	487	269	721	1	17	--	4	2	--
Parker W. Roland	108	92	1624	15	152	359	233	633	5	10	--	5	--	--

8 - IDK

<u>Name</u>	<u>Avg</u>	<u>HDCP</u>	<u>Pins</u>	<u>Gms</u>	<u>High Game</u>	<u>High Sers</u>	<u>HDCP Game</u>	<u>HDCP Sers</u>	<u>0's</u>	<u>100's</u>	<u>200's</u>	<u>0's</u>	<u>400's</u>	<u>500's</u>
Amanda R. Hodges	117	83	704	6	151	372	227	600	1	5	--	2	--	--
Livy Bailey	99	101	495	5	116	310	224	618	3	2	--	1	--	--
Keira R. Walburn	141	59	2538	18	169	460	228	630	--	18	--	2	4	--
Alyssa M. Kloucek	133	67	400	3	140	400	207	601	--	3	--	--	1	--

Individual High Averages

Men 164.47 Drey Sanchez	Women 141.00 Keira Walburn	Boys 164.00 Weston Sklenar	Girls 130.28 Kameron Ford
		158.20 Fulton Moyer	129.72 Madison Whitney
		151.40 Landon Kidd	112.00 Liz Grupe
		115.93 Bennett Nikkila	100.67 Bella Yendra
		113.22 Henry Nikkila	32.20 Wrenleigh Altwin

Most Improved Average

Men 162 to 164.47 = +2.47 Drey Sanchez	to 154.50 =	Nicolae Sikes
Women 145 to 141.00 = -4.00 Keira Walburn	to 133.33 =	Alyssa Kloucek
Boys 47 to 52.33 = +5.33 Paeson Koros	65 to 69.65 = +4.65 Eoghan O'Connor	75 to 79.17 = +4.17 Hunter Rewinkel
Girls 122 to 130.28 = +8.28 Kameron Ford	30 to 32.20 = +2.20 Wrenleigh Altwin	110 to 112.00 = +2.00 Liz Grupe

Most Un-Improved Averages

Men 162 to 164.47 = +2.47 Drey Sanchez		
Women 145 to 141.00 = -4.00 Keira Walburn		
Boys 157 to 151.40 = -5.60 Landon Kidd	119 to 115.93 = -3.07 Bennett Nikkila	167 to 164.00 = -3.00 Weston Sklenar
Girls 135 to 129.72 = -5.28 Madison Whitney	99 to 100.67 = +1.67 Bella Yendra	110 to 112.00 = +2.00 Liz Grupe

Hot Shots 2024-25

Big Apple Fun Center Reprint of Scores -- Week 6

Lane 11 2 - Arigoes Week 6 10/1/2024

Name	Old	Old						HDCP
	Avg	HDCP	-1-	-2-	-3-	Total	Total	
Kadin M. Nielsen	66	134	57	46	70	173	575	
Paeson E. Koros	47	153	60	88	67	215	674	
Landon A. Isackson	77	123	69	66	89	224	593	
Vacant	74	126	y74	y74	y74	222	600	
			====	====	====	====	====	
Scratch Total			260	274	300	834	834	
Handicap			536	536	536		1608	
Total			796	810	836	834	2442	
Team Points Won			1.0	1.0	1.0	4.0	4.0	

Lane 12 3 - Team 3 Week 6 10/1/2024

Name	Old	Old						HDCP
	Avg	HDCP	-1-	-2-	-3-	Total	Total	
Bennett C. Nikkila	119	81	69	135	106	310	553	
Hunter D. Rewinkel	74	126	107	95	101	303	681	
Henry S. Nikkila	114	86	117	82	121	320	578	
Vacant	47	153	y47	y47	y47	141	600	
			====	====	====	====	====	
Scratch Total			340	359	375	1074	1074	
Handicap			446	446	446		1338	
Total			786	805	821	1074	2412	
Team Points Won			0.0	0.0	0.0	0.0	0.0	

Lane 13 8 - IDK Week 6 10/1/2024

Name	Old	Old						HDCP
	Avg	HDCP	-1-	-2-	-3-	Total	Total	
Amanda R. Hodges	117	83	a117	a117	a117	351	600	
Livy Bailey	92	108	116	95	99	310	618	
Keira R. Walburn	139	61	137	143	167	447	630	
Alyssa M. Kloucek	133	67	a133	a133	a133	399	600	
			====	====	====	====	====	
Scratch Total			503	488	516	1507	1507	
Handicap			319	311	311		941	
Total			822	799	827	1507	2448	
Team Points Won			1.0	0.0	0.0	1.0	1.0	

Lane 14 5 - Ebowla Week 6 10/1/2024

Name	Old	Old						HDCP
	Avg	HDCP	-1-	-2-	-3-	Total	Total	
Josh B. DeMoss	66	134	59	75	76	210	612	
Eoghan M. O'Connor	65	135	71	90	100	261	666	
Nicolae D. Sikes	154	46	a154	a154	a154	462	600	
Drey A. Sanchez	162	38	169	161	188	518	632	
			====	====	====	====	====	
Scratch Total			453	480	518	1451	1451	
Handicap			353	353	353		1059	
Total			806	833	871	1451	2510	
Team Points Won			0.0	1.0	1.0	3.0	3.0	

Lane 15 4 - Team 4 Week 6 10/1/2024

Name	Old	Old						HDCP
	Avg	HDCP	-1-	-2-	-3-	Total	Total	
Liz L. Grupe	112	88	a112	a112	a112	336	600	
Fulton F. Moyer	157	43	201	120	160	481	610	
Turner H. Johnson	98	102	y98	y98	y98	294	600	
Vacant	98	102	y98	y98	y98	294	600	
			====	====	====	====	====	
Scratch Total			509	428	468	1405	1405	
Handicap			335	335	335		1005	
Total			844	763	803	1405	2410	
Team Points Won			1.0	1.0	1.0	4.0	4.0	

Lane 16 1 - Rhyker Goes First Week 6 10/1/2024

Name	Old	Old						HDCP
	Avg	HDCP	-1-	-2-	-3-	Total	Total	
Rhyker Dalland	105	95	112	95	110	317	602	
Bella Yendra	98	102	104	108	117	329	635	
Landon C. Kidd	157	43	170	100	117	387	516	
Weston R. Sklenar	166	34	122	173	161	456	558	
			====	====	====	====	====	
Scratch Total			508	476	505	1489	1489	
Handicap			274	274	274		822	
Total			782	750	779	1489	2311	
Team Points Won			0.0	0.0	0.0	0.0	0.0	

Lane 17 6 - Team 6 Week 6 10/1/2024

Name	Old	Old						HDCP
	Avg	HDCP	-1-	-2-	-3-	Total	Total	
Case I. Cool	35	165	a35	a35	a35	105	600	
Hunter I. Cool	17	183	26	39	13	78	627	
Wrenleigh A. Altwine	30	170	55	29	29	113	623	
Vacant	109	91	y109	y109	y109	327	600	
			====	====	====	====	====	
Scratch Total			225	212	186	623	623	
Handicap			609	609	609		1827	
Total			834	821	795	623	2450	
Team Points Won			1.0	1.0	0.0	3.0	3.0	

Lane 18 7 - Bearcats Week 6 10/1/2024

Name	Old	Old						HDCP
	Avg	HDCP	-1-	-2-	-3-	Total	Total	
Gage A. Holoubeck	109	91	116	107	92	315	588	
Madison L. Whitney	130	70	102	141	128	371	581	
Kameron E. Ford	130	70	126	115	151	392	602	
Parker W. Roland	108	92	a108	a108	a108	324	600	
			====	====	====	====	====	
Scratch Total			452	471	479	1402	1402	
Handicap			323	323	323		969	
Total			775	794	802	1402	2371	
Team Points Won			0.0	0.0	1.0	1.0	1.0	

Hot Shots 2024-25

Big Apple Fun Center

* Bowlers listed must have a minimum of 1 games.

Change in Average

Name	-----Old-----		Old				Total	---Average Change---			Weekly Over Avg
	Pins	Games	Avg	-1-	-2-	-3-		New - Old	---> +/-	Series Avg +/-	
Wrenleigh A. Altwine	370	12	30	55	29	29	113	32.20	- 30.83	= 1.37	113 - 90=23
Livy Bailey	185	2	92	116	95	99	310	99.00	- 92.50	= 6.50	310 - 292=18
Case I. Cool	106	3	35	a35	a35	a35	105	35.33	- 35.33	= 0.00	
Hunter I. Cool	214	12	17	26	39	13	78	19.47	- 17.83	= 1.63	78 - 51=27
Rhyker Dalland	1580	15	105	112	95	110	317	105.39	- 105.33	= 0.06	317 - 315=2
Josh B. DeMoss	598	9	66	59	75	76	210	67.33	- 66.44	= 0.89	210 - 198=12
Kameron E. Ford	1953	15	130	126	115	151	392	130.28	- 130.20	= 0.08	392 - 390=2
Liz L. Grupe	1680	15	112	a112	a112	a112	336	112.00	- 112.00	= 0.00	
Amanda R. Hodges	704	6	117	a117	a117	a117	351	117.33	- 117.33	= 0.00	
Gage A. Holoubeck	1646	15	109	116	107	92	315	108.94	- 109.73	= -0.79	315 - 327=-12
Landon A. Isackson	928	12	77	69	66	89	224	76.80	- 77.33	= -0.53	224 - 231=-7
Landon C. Kidd	1884	12	157	170	100	117	387	151.40	- 157.00	= -5.60	387 - 471=-84
Alyssa M. Kloucek	400	3	133	a133	a133	a133	399	133.33	- 133.33	= 0.00	
Paeson E. Koros	570	12	47	60	88	67	215	52.33	- 47.50	= 4.83	215 - 141=74
Fulton F. Moyer	1892	12	157	201	120	160	481	158.20	- 157.67	= 0.53	481 - 471=10
Kadin M. Nielsen	792	12	66	57	46	70	173	64.33	- 66.00	= -1.67	173 - 198=-25
Bennett C. Nikkila	1429	12	119	69	135	106	310	115.93	- 119.08	= -3.15	310 - 357=-47
Henry S. Nikkila	1718	15	114	117	82	121	320	113.22	- 114.53	= -1.31	320 - 342=-22
Eoghan M. O'Connor	923	14	65	71	90	100	261	69.65	- 65.93	= 3.72	261 - 195=66
Hunter D. Rewinkel	1122	15	74	107	95	101	303	79.17	- 74.80	= 4.37	303 - 222=81
Parker W. Roland	1624	15	108	a108	a108	a108	324	108.27	- 108.27	= 0.00	
Drey A. Sanchez	1949	12	162	169	161	188	518	164.47	- 162.42	= 2.05	518 - 486=32
Nicolae D. Sikes	927	6	154	a154	a154	a154	462	154.50	- 154.50	= 0.00	
Weston R. Sklenar	2496	15	166	122	173	161	456	164.00	- 166.40	= -2.40	456 - 498=-42
Keira R. Walburn	2091	15	139	137	143	167	447	141.00	- 139.40	= 1.60	447 - 417=30
Madison L. Whitney	1964	15	130	102	141	128	371	129.72	- 130.93	= -1.21	371 - 390=-19
Bella Yendra	1483	15	98	104	108	117	329	100.67	- 98.87	= 1.80	329 - 294=35

Hot Shots 2024-25

Big Apple Fun Center

* Bowlers listed must have a minimum of 1 games.

High Average Listing

	Name	True Average	Pins	Gms	To Raise Avg +1	To Drop Avg -1
1	Drey A. Sanchez	164.47	2467	15	503	484
2	Weston R. Sklenar	164.00	2952	18	513	491
3	Fulton F. Moyer	158.20	2373	15	489	470
4	Nicolae D. Sikes	154.50	927	6	468	458
5	Landon C. Kidd	151.40	2271	15	465	446
6	Keira R. Walburn	141.00	2538	18	444	422
7	Alyssa M. Kloucek	133.33	400	3	404	397
8	Kameron E. Ford	130.28	2345	18	406	384
9	Madison L. Whitney	129.72	2335	18	395	373
10	Amanda R. Hodges	117.33	704	6	358	348
11	Bennett C. Nikkila	115.93	1739	15	349	330
12	Henry S. Nikkila	113.22	2038	18	356	334
13	Liz L. Grupe	112.00	1680	15	354	335
14	Gage A. Holoubeck	108.94	1961	18	328	306
15	Parker W. Roland	108.27	1624	15	338	319
16	Rhyker Dalland	105.39	1897	18	329	307
17	Bella Yendra	100.67	1812	18	309	287
18	Livy Bailey	99.00	495	5	305	296
19	Hunter D. Rewinkel	79.17	1425	18	255	233
20	Landon A. Isackson	76.80	1152	15	234	215
21	Eoghan M. O'Connor	69.65	1184	17	216	195
22	Josh B. DeMoss	67.33	808	12	212	196
23	Kadin M. Nielsen	64.33	965	15	205	186
24	Paeson E. Koros	52.33	785	15	169	150
25	Case I. Cool	35.33	106	3	110	103
26	Wrenleigh A. Altwine	32.20	483	15	111	92
27	Hunter I. Cool	19.47	292	15	68	49

Hot Shots 2024-25

Big Apple Fun Center

* Bowlers listed must have a minimum of 13 games.

Note: This report includes information through October 1 which is Week 6 of 30

Most Improved Averages

Name	True Average	Most Improved Avg	+/-	Name	True Average	Most Improved Avg	+/-
Kameron E. Ford	130.28	122	+8.28	Fulton F. Moyer	158.20	157	+1.20
Paeson E. Koros	52.33	47	+5.33	Rhyker Dalland	105.39	105	+0.39
Eoghan M. O'Connor	69.65	65	+4.65	Landon A. Isackson	76.80	77	-0.20
Hunter D. Rewinkel	79.17	75	+4.17	Kadin M. Nielsen	64.33	66	-1.67
Drey A. Sanchez	164.47	162	+2.47	Henry S. Nikkila	113.22	115	-1.78
Hunter I. Cool	19.47	17	+2.47	Weston R. Sklenar	164.00	167	-3.00
Parker W. Roland	108.27	106	+2.27	Bennett C. Nikkila	115.93	119	-3.07
Wrenleigh A. Altwine	32.20	30	+2.20	Keira R. Walburn	141.00	145	-4.00
Liz L. Grupe	112.00	110	+2.00	Madison L. Whitney	129.72	135	-5.28
Gage A. Holoubeck	108.94	107	+1.94	Landon C. Kidd	151.40	157	-5.60
Bella Yendra	100.67	99	+1.67				

Hot Shots 2024-25

Big Apple Fun Center

* Bowlers listed must have a minimum of 1 games.

Most Pins Over Average

Name	-----Old-----		Old				Total	---Average Change---			Weekly Over Avg
	Pins	Games	Avg	-1-	-2-	-3-		New - Old	---> +/-	Series Avg +/-	
Hunter D. Rewinkel	1122	15	74	107	95	101	303	79.17	- 74.80	= 4.37	303 - 222=81
Paeson E. Koros	570	12	47	60	88	67	215	52.33	- 47.50	= 4.83	215 - 141=74
Eoghan M. O'Connor	923	14	65	71	90	100	261	69.65	- 65.93	= 3.72	261 - 195=66
Bella Yendra	1483	15	98	104	108	117	329	100.67	- 98.87	= 1.80	329 - 294=35
Drey A. Sanchez	1949	12	162	169	161	188	518	164.47	- 162.42	= 2.05	518 - 486=32
Keira R. Walburn	2091	15	139	137	143	167	447	141.00	- 139.40	= 1.60	447 - 417=30
Hunter I. Cool	214	12	17	26	39	13	78	19.47	- 17.83	= 1.63	78 - 51=27
Wrenleigh A. Altwine	370	12	30	55	29	29	113	32.20	- 30.83	= 1.37	113 - 90=23
Livy Bailey	185	2	92	116	95	99	310	99.00	- 92.50	= 6.50	310 - 292=18
Josh B. DeMoss	598	9	66	59	75	76	210	67.33	- 66.44	= 0.89	210 - 198=12
Fulton F. Moyer	1892	12	157	201	120	160	481	158.20	- 157.67	= 0.53	481 - 471=10
Rhyker Dalland	1580	15	105	112	95	110	317	105.39	- 105.33	= 0.06	317 - 315=2
Kameron E. Ford	1953	15	130	126	115	151	392	130.28	- 130.20	= 0.08	392 - 390=2
Landon A. Isackson	928	12	77	69	66	89	224	76.80	- 77.33	= -0.53	224 - 231=-7
Gage A. Holoubeck	1646	15	109	116	107	92	315	108.94	- 109.73	= -0.79	315 - 327=-12
Madison L. Whitney	1964	15	130	102	141	128	371	129.72	- 130.93	= -1.21	371 - 390=-19
Henry S. Nikkila	1718	15	114	117	82	121	320	113.22	- 114.53	= -1.31	320 - 342=-22
Kadin M. Nielsen	792	12	66	57	46	70	173	64.33	- 66.00	= -1.67	173 - 198=-25
Weston R. Sklenar	2496	15	166	122	173	161	456	164.00	- 166.40	= -2.40	456 - 498=-42
Bennett C. Nikkila	1429	12	119	69	135	106	310	115.93	- 119.08	= -3.15	310 - 357=-47
Landon C. Kidd	1884	12	157	170	100	117	387	151.40	- 157.00	= -5.60	387 - 471=-84

Hot Shots 2024-25

Big Apple Fun Center

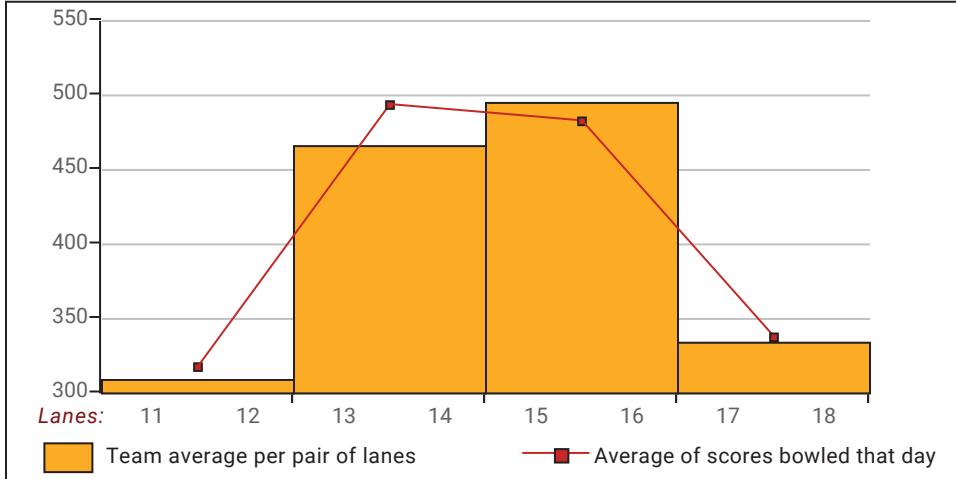
This report is for scores bowled October 1 which is Week 6 of 30

This Week's Statistics

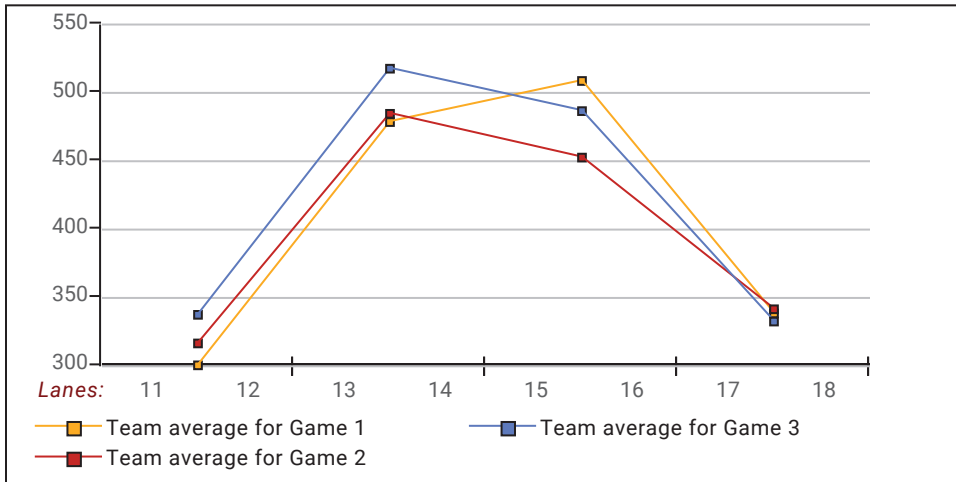
	Over All	Men	Women	Boys	Girls
How many people bowled	21	1	1	14	5
Number of games bowled	63	3	3	42	15
Actual average of week's scores	103.65	172.67	149.00	96.43	101.00
How many games above average	38	2	2	25	9
How many games below average	25	1	1	17	6
Pins above/below average per game	2.70	10.67	10.00	0.79	5.00
How many people raised average	13	1	1	7	4
by this amount	2.26	2.05	1.60	2.29	2.44
How many people went down	8	--	--	7	1
by this amount	-2.08	0.00	0.00	-2.21	-1.21
League average before bowling	101.46	162.42	139.40	96.11	96.67
League average after bowling	102.07	164.47	141.00	96.15	98.37
Change in league average	0.61	2.05	1.60	0.04	1.71
800s	--	--	--	--	--
775s	--	--	--	--	--
750s	--	--	--	--	--
725s	--	--	--	--	--
700s	--	--	--	--	--
675s	--	--	--	--	--
650s	--	--	--	--	--
625s	--	--	--	--	--
600s	--	--	--	--	--
575s	--	--	--	--	--
550s	--	--	--	--	--
525s	--	--	--	--	--
500s	1	1	--	--	--
475s	1	--	--	1	--
450s	1	--	--	1	--
425s	1	--	1	--	--
400s	--	--	--	--	--
below 400	17	--	--	12	5
300s	--	--	--	--	--
275s	--	--	--	--	--
250s	--	--	--	--	--
225s	--	--	--	--	--
200s	1	--	--	1	--
175s	1	1	--	--	--
150s	8	2	1	4	1
125s	6	--	2	1	3
100s	20	--	--	14	6
below 100	27	--	--	22	5

This report is for scores bowled October 1 which is Week 6 of 30

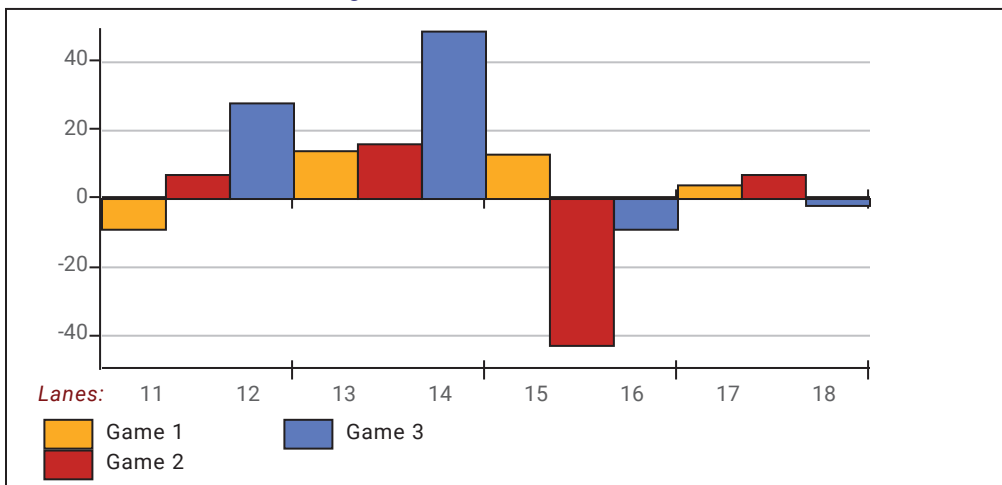
Team Average vs Avg of Scores



Average of Scores for Each Game

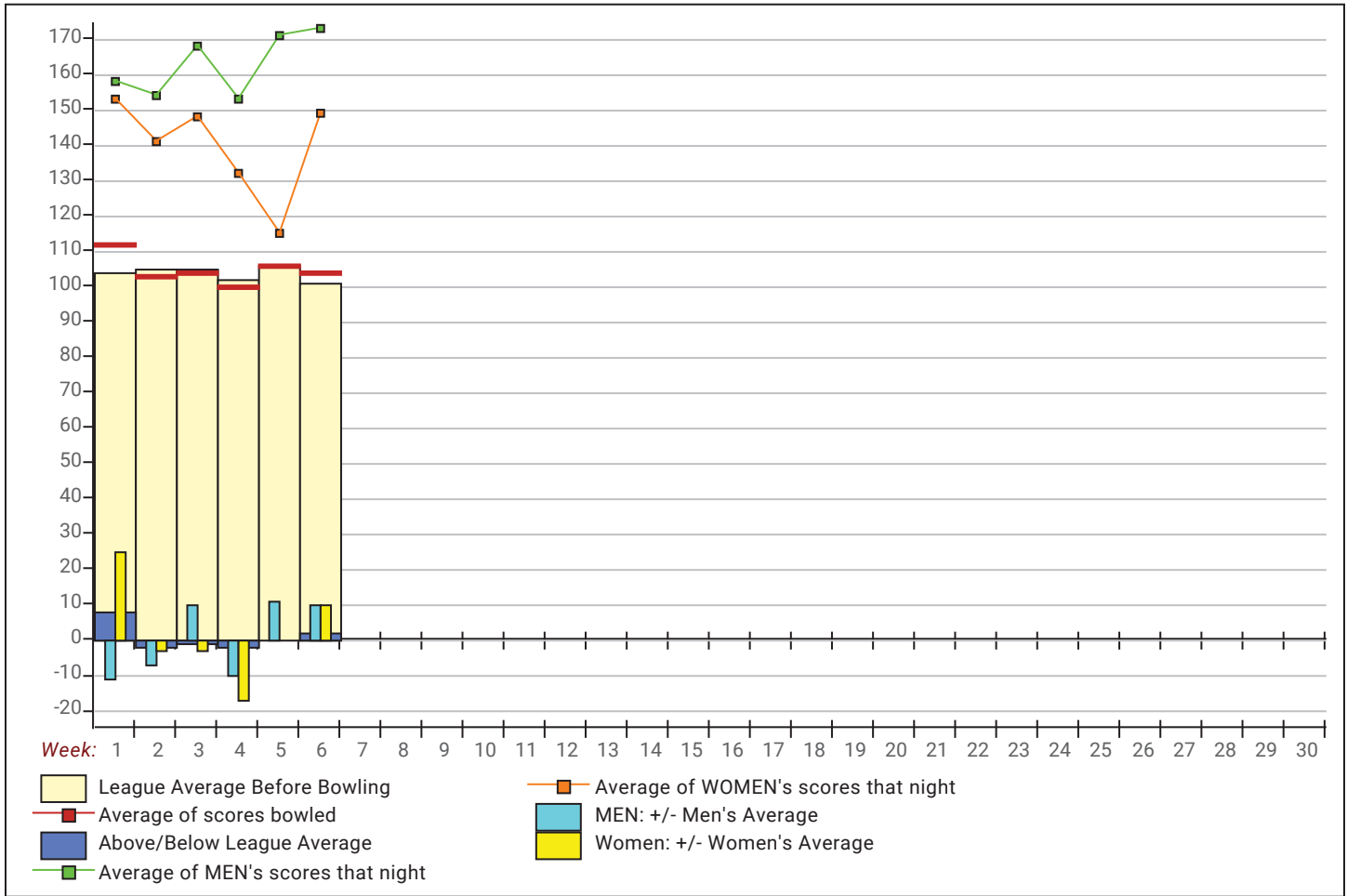


Amount Over/Under Team Average



This report is for scores bowled October 1 which is Week 6 of 30

League Average Week-by-Week



League Average Statistics for Last Week

	League	Right Hand	Left Hand
League Average Before Bowling	101.46	101.82	98.10
Average of scores bowled that night	103.65	104.65	94.17
New League Average After Bowling	102.07	102.57	97.31
Change in League Average	.61	.76	-.79
People Who Bowled Over Average	13	12	1
People Who Bowled Under Average	8	7	1
Average Amount of Series Over Avg	32.92	35.50	2.00
Average Amount of Series Under Avg	-32.25	-33.29	-25.00
Difference Avg, NiteAvg	2.70	3.39	-3.83
Number of Bowlers	21	19	2
Number of Games Bowled	63	57	6
People Who Raised Their Average	13	12	1
Raised By an Average of This Amount	2.26	2.45	.08
People Who Lowered Their Average	8	7	1
Lowered By an Average of This Amou	-2.08	-2.14	-1.67
Number of Games Bowled Over Avera	38	36	2
Number of Games Bowled Under Avera	25	21	4

Note: Averages are based only on people who bowled.

Press Release -- 10/9/2024

10/1/2024 Week 6 of 30

Hot Shots 2024-25

Tuesday 6:30 pm

Big Apple Fun Center

Lanes 11 - 18

Team Standings

Place	Team Name	Avg p/gm	Points Won	Points Lost	Year-To-Date WON	Y-T-D LOST
1	Ebowla	445	20	4	20	4
2	Team 3	388	14	10	14	10
3	Team 6	175	14	10	14	10
4	Team 4	401	12	12	12	12
5	Arigoes	277	12	12	12	12
6	Bearcats	477	10	14	10	14
7	Rhyker Goes First	523	8	16	8	16
8	IDK	487	6	18	6	18

*** Although not shown, standings are determined by points only for the current split

Last Week's Top Scores

	Scratch Game	Scratch Series	Handicap Game	Handicap Series
Men	188 Drey Sanchez	518 Drey Sanchez	226 Drey Sanchez	632 Drey Sanchez
Women	167 Keira Walburn	447 Keira Walburn	228 Keira Walburn	630 Keira Walburn
Boys	201 Fulton Moyer	481 Fulton Moyer	244 Fulton Moyer	681 Hunter Rewinkel
	173 Weston Sklenar	456 Weston Sklenar	241 Paeson Koros	674 Paeson Koros
	170 Landon Kidd	387 Landon Kidd	235 Eoghan O'Connor	666 Eoghan O'Connor
	135 Bennett Nikkila	320 Henry Nikkila	233 Hunter Rewinkel	627 Hunter Cool
	121 Henry Nikkila	317 Rhyker Dalland	222 Hunter Cool	612 Josh DeMoss
	116 Gage Holoubeck	315 Gage Holoubeck	216 Bennett Nikkila	610 Fulton Moyer
	112 Rhyker Dalland	310 Bennett Nikkila	213 Landon Kidd	602 Rhyker Dalland
	107 Hunter Rewinkel	303 Hunter Rewinkel	212 Landon Isackson	593 Landon Isackson
	100 Eoghan O'Connor	261 Eoghan O'Connor	210 Josh DeMoss	588 Gage Holoubeck
	89 Landon Isackson	224 Landon Isackson	207 Rhyker Dalland	578 Henry Nikkila
			207 Henry Nikkila	
			207 Gage Holoubeck	
			207 Weston Sklenar	
Girls	151 Kameron Ford	392 Kameron Ford	225 Wrenleigh Altwine	635 Bella Yendra
	141 Madison Whitney	371 Madison Whitney	224 Livy Bailey	623 Wrenleigh Altwine
	117 Bella Yendra	329 Bella Yendra	221 Kameron Ford	618 Livy Bailey
	116 Livy Bailey	310 Livy Bailey	219 Bella Yendra	602 Kameron Ford
	55 Wrenleigh Altwine	113 Wrenleigh Altwine	211 Madison Whitney	581 Madison Whitney