

Hot Shots 2025-26

Tuesday 6:30 pm

Big Apple Fun Center

Lanes 11 - 20

President: Robbie Samuelson (308)238-3529
 Secretary/Treasurer: Kim Hodges (308)293-7824

Team Standings

Place	#	Team Name	Points Won	Points Lost	%Won	Pins + HDCP	Scratch Pins	Avg p/gm	High Game	High Sers	HDCP Game	HDCP Sers
1	7	Team 7	16	4	80.0	12291	7938	529	595	1701	886	2574
2	6	Rhyker Goes First	12½	7½	62.5	11990	7454	496	543	1573	848	2488
3	3	The 3 Amigos	12	8	60.0	12214	6463	430	499	1372	876	2532
4	4	The Loner +1	11	9	55.0	12217	7042	469	532	1538	865	2537
5	8	Team 8	10	10	50.0	12143	6788	452	502	1452	866	2550
6	2	Team 2	10	10	50.0	11935	6580	438	498	1349	849	2438
7	10	Team 10	9	11	45.0	12095	2624	174	219	588	855	2496
8	5	PBA Young Boy	8½	11½	42.5	11894	9302	620	714	1906	886	2404
9	1	Team 1	8	12	40.0	11989	5377	358	419	1194	855	2470
10	9	BYE TEAM	3	17		0	0		0	0	0	0

Review of Last Week's Bowling.....

Lanes	Team Name	HDCP -1-	HDCP -2-	HDCP -3-	HDCP Total	Last Wk WON	Team Name	HDCP -1-	HDCP -2-	HDCP -3-	HDCP Total	Last Wk WON
11-12	Team 10	813	841	792	2446	1	<---> Team 7	839	777	863	2479	3
13-14	Rhyker Goes First	786	841	816	2443	4	<---> Team 2	777	771	807	2355	0
15-16	Team 8	773	843	815	2431	0	<---> The 3 Amigos	809	876	818	2503	4
17-18	The Loner +1	822	865	850	2537	4	<---> Team 1	750	783	795	2328	0
19-20	PBA Young Boy	781	855	768	2404	4	<---> BYE TEAM	0	0	0	0	0

Lane Assignments

	11-12	13-14	15-16	17-18	19-20
Wk06 10/07	5- 8	4- 10	7- 2	6- 9	1- 3
Wk07 10/14	6- 4	7- 9	1- 5	10- 3	2- 8
Wk08 10/21	3- 9	8- 1	6-10	2- 4	7- 5

Last Week's Top Scores

	Team Scratch Game	Team Scratch Series	Team Handicap Game	Team Handicap Series
	673 PBA Young Boy	1858 PBA Young Boy	876 The 3 Amigos	2537 The Loner +1
	586 Team 7	1648 Team 7	865 The Loner +1	2503 The 3 Amigos
	534 Rhyker Goes First	1538 The Loner +1	863 Team 7	2479 Team 7
	532 The Loner +1	1522 Rhyker Goes First	855 PBA Young Boy	2446 Team 10
	499 The 3 Amigos	1378 Team 8	843 Team 8	2443 Rhyker Goes First
	492 Team 8	1372 The 3 Amigos	841 Rhyker Goes First	2431 Team 8
	448 Team 2	1278 Team 2	841 Team 10	2404 PBA Young Boy
	351 Team 1	996 Team 1	807 Team 2	2355 Team 2
	211 Team 10	556 Team 10	795 Team 1	2328 Team 1
	Scratch Game	Scratch Series	Handicap Game	Handicap Series
Women	182 Keira Walburn	488 Keira Walburn	265 Keira Walburn	737 Keira Walburn
	161 Madison Whitney	439 Madison Whitney	226 Madison Whitney	634 Madison Whitney
Boys	215 Weston Sklenar	561 Riley Olson	247 Weston Sklenar	654 Riley Olson
	210 Riley Olson	550 Weston Sklenar	241 Riley Olson	651 Grayson Sherman
	181 Landon Kidd	486 Landon Kidd	238 Grayson Sherman	646 Weston Sklenar
	161 Gavin Dickey	436 Gavin Dickey	234 Rhyker Dalland	638 Rhyker Dalland
	158 Bennett Nikkila	424 Fulton Moyer	233 Bennett Nikkila	631 Gavin Dickey
	158 Trevin Graham			
Girls	163 Brooke Dunkel	374 Brooke Dunkel	259 Brooke Dunkel	662 Brooke Dunkel
	136 Bella Yendra	360 Bella Yendra	244 Evie Boness	659 Evie Boness
	119 Evie Boness	289 Macie Whitney	226 Bella Yendra	630 Brooke Bengtson
	113 Mallory Stubbs	284 Evie Boness	220 Brooke Bengtson	630 Bella Yendra
	102 Rozalyn Warrington	278 Rozalyn Warrington	217 Rozalyn Warrington	623 Rozalyn Warrington

Season High Scores

<u>Team Scratch Game</u>		<u>Team Scratch Series</u>		<u>Team Handicap Game</u>		<u>Team Handicap Series</u>	
714	PBA Young Boy	1906	PBA Young Boy	886	PBA Young Boy	2574	Team 7
595	Team 7	1701	Team 7	886	Team 7	2550	Team 8
543	Rhyker Goes First	1573	Rhyker Goes First	876	The 3 Amigos	2537	The Loner +1
532	The Loner +1	1538	The Loner +1	866	Team 8	2532	The 3 Amigos
502	Team 8	1452	Team 8	865	The Loner +1	2496	Team 10
499	The 3 Amigos	1372	The 3 Amigos	855	Team 1	2488	Rhyker Goes First
498	Team 2	1349	Team 2	855	Team 10	2470	Team 1
419	Team 1	1194	Team 1	849	Team 2	2438	Team 2
219	Team 10	588	Team 10	848	Rhyker Goes First	2404	PBA Young Boy

	<u>Scratch Game</u>		<u>Scratch Series</u>		<u>Handicap Game</u>		<u>Handicap Series</u>	
Women	182	Keira Walburn	488	Keira Walburn	265	Keira Walburn	737	Keira Walburn
	177	Madison Whitney	439	Madison Whitney	246	Madison Whitney	644	Madison Whitney
Boys	227	Landon Kidd	609	Riley Olson	270	Jake Stubbs	735	Riley Olson
	224	Riley Olson	557	Landon Kidd	266	Riley Olson	691	Eoghan O'Connor
	221	Fulton Moyer	550	Weston Sklenar	256	Fulton Moyer	657	Trevin Graham
	215	Weston Sklenar	548	Fulton Moyer	255	Trevin Graham	653	Fulton Moyer
	181	Kellen Mauler	466	Kellen Mauler	247	Weston Sklenar	651	Grayson Sherman
Girls	163	Brooke Dunkel	383	Mallory Stubbs	259	Brooke Dunkel	671	Brooke Dunkel
	161	Bella Yendra	374	Brooke Dunkel	255	Regan Sklenar	663	Evie Boness
	158	Mallory Stubbs	371	Bella Yendra	245	Bella Yendra	657	Arabella McKenzie
	155	Regan Sklenar	348	Regan Sklenar	244	Evie Boness	651	Regan Sklenar
	140	Amanda Hodges	330	Amanda Hodges	239	Mallory Stubbs	630	Brooke Bengtson
							630	Bella Yendra

Team Rosters

1 - Team 1

<u>Name</u>	<u>Avg</u>	<u>HDCP</u>	<u>Pins</u>	<u>Gms</u>	<u>High Game</u>	<u>High Sers</u>	<u>HDCP Game</u>	<u>HDCP Sers</u>	<u>0's</u>	<u>100's</u>	<u>200's</u>	<u>0's</u>	<u>400's</u>	<u>500's</u>
Mallory G. Stubbs	113	87	1709	15	158	383	239	626	4	11	--	5	--	--
Rozalyn G. Warrington	86	114	1300	15	108	278	224	623	13	2	--	5	--	--
Brooke M. Bengtson	64	136	775	12	86	216	221	630	12	--	--	4	--	--
Arabella H. McKenzie	87	113	786	9	111	300	230	657	7	2	--	3	--	--

2 - Team 2

<u>Name</u>	<u>Avg</u>	<u>HDCP</u>	<u>Pins</u>	<u>Gms</u>	<u>High Game</u>	<u>High Sers</u>	<u>HDCP Game</u>	<u>HDCP Sers</u>	<u>0's</u>	<u>100's</u>	<u>200's</u>	<u>0's</u>	<u>400's</u>	<u>500's</u>
Gavin L. Gibreal	114	86	1369	12	151	377	226	612	2	10	--	4	--	--
Gage A. Holoubeck	112	88	1689	15	154	369	240	638	3	12	--	5	--	--
Jake D. Stubbs	92	108	276	3	162	276	270	600	2	1	--	1	--	--
VACANT	120	80	360	3	120	360	200	600	--	3	--	1	--	--

3 - The 3 Amigos

<u>Name</u>	<u>Avg</u>	<u>HDCP</u>	<u>Pins</u>	<u>Gms</u>	<u>High Game</u>	<u>High Sers</u>	<u>HDCP Game</u>	<u>HDCP Sers</u>	<u>0's</u>	<u>100's</u>	<u>200's</u>	<u>0's</u>	<u>400's</u>	<u>500's</u>
Madison L. Whitney	137	63	2059	15	177	439	246	644	--	15	--	1	4	--
Evie Boness	79	121	1193	15	119	284	244	663	12	3	--	5	--	--
Macie G. Whitney	94	106	1411	15	118	298	229	625	9	6	--	5	--	--
VACANT	120	80	0	0	0	0			--	--	--	--	--	--

4 - The Loner +1

<u>Name</u>	<u>Avg</u>	<u>HDCP</u>	<u>Pins</u>	<u>Gms</u>	<u>High Game</u>	<u>High Sers</u>	<u>HDCP Game</u>	<u>HDCP Sers</u>	<u>0's</u>	<u>100's</u>	<u>200's</u>	<u>0's</u>	<u>400's</u>	<u>500's</u>
Amanda R. Hodges	110	90	330	3	140	330	230	600	2	1	--	1	--	--
Keira R. Walburn	126	74	1894	15	182	488	265	737	1	14	--	4	1	--
VACANT	120	80	0	0	0	0			--	--	--	--	--	--
VACANT	120	80	0	0	0	0			--	--	--	--	--	--

Hot Shots 2025-26

5 - PBA Young Boy

<u>Name</u>	<u>Avg</u>	<u>HDCP</u>	<u>Pins</u>	<u>Gms</u>	<u>High Game</u>	<u>High Sers</u>	<u>HDCP Game</u>	<u>HDCP Sers</u>	<u>0's</u>	<u>100's</u>	<u>200's</u>	<u>0's</u>	<u>400's</u>	<u>500's</u>
Landon C. Kidd	168	32	2534	15	227	557	242	602	--	13	2	--	2	3
Fulton F. Moyer	152	48	2283	15	221	548	256	653	--	14	1	--	4	1
Riley S. Olson	173	27	2595	15	224	609	266	735	--	11	4	--	2	3
Bennett C. Nikkila	126	74	1890	15	179	426	246	629	4	11	--	3	2	--

6 - Rhyker Goes First

<u>Name</u>	<u>Avg</u>	<u>HDCP</u>	<u>Pins</u>	<u>Gms</u>	<u>High Game</u>	<u>High Sers</u>	<u>HDCP Game</u>	<u>HDCP Sers</u>	<u>0's</u>	<u>100's</u>	<u>200's</u>	<u>0's</u>	<u>400's</u>	<u>500's</u>
Rhyker Dalland	113	87	1708	15	145	377	234	638	2	13	--	5	--	--
Bella Yendra	112	88	1690	15	161	371	245	630	5	10	--	5	--	--
Regan G. Sklenar	99	101	1490	15	155	348	255	651	7	8	--	5	--	--
Weston R. Sklenar	171	29	2566	15	215	550	247	649	--	13	2	--	2	3

7 - Team 7

<u>Name</u>	<u>Avg</u>	<u>HDCP</u>	<u>Pins</u>	<u>Gms</u>	<u>High Game</u>	<u>High Sers</u>	<u>HDCP Game</u>	<u>HDCP Sers</u>	<u>0's</u>	<u>100's</u>	<u>200's</u>	<u>0's</u>	<u>400's</u>	<u>500's</u>
Kellen R. Mauler	148	52	1781	12	181	466	233	631	--	12	--	--	4	--
Brooke J. Dunkel	108	92	1622	15	163	374	259	671	6	9	--	5	--	--
Gavin W. Dickey	137	63	2064	15	175	442	241	649	--	15	--	1	4	--
Trevin J. Graham	135	65	2027	15	179	445	255	657	--	15	--	3	2	--

8 - Team 8

<u>Name</u>	<u>Avg</u>	<u>HDCP</u>	<u>Pins</u>	<u>Gms</u>	<u>High Game</u>	<u>High Sers</u>	<u>HDCP Game</u>	<u>HDCP Sers</u>	<u>0's</u>	<u>100's</u>	<u>200's</u>	<u>0's</u>	<u>400's</u>	<u>500's</u>
Eoghan M. O'Connor	95	105	1425	15	124	337	242	691	9	6	--	5	--	--
Parker W. Roland	118	82	1782	15	149	378	233	629	2	13	--	5	--	--
Hunter D. Rewinkel	118	82	1421	12	146	377	234	641	2	10	--	4	--	--
VACANT	120	80	0	0	0	0			--	--	--	--	--	--

9 - BYE TEAM

10 - Team 10

<u>Name</u>	<u>Avg</u>	<u>HDCP</u>	<u>Pins</u>	<u>Gms</u>	<u>High Game</u>	<u>High Sers</u>	<u>HDCP Game</u>	<u>HDCP Sers</u>	<u>0's</u>	<u>100's</u>	<u>200's</u>	<u>0's</u>	<u>400's</u>	<u>500's</u>
Ryker J. Kidd	43	157	646	15	56	150	217	624	15	--	--	5	--	--
Hunter I. Cool	42	158	631	15	69	158	219	616	15	--	--	5	--	--
Grayson T. Sherman	56	144	850	15	91	210	238	651	15	--	--	5	--	--
Greyson B. Wiedel	33	167	497	15	46	115	217	622	15	--	--	5	--	--

Individual High Averages

Men	Women	137.27 Madison Whitney	Boys	173.00 Riley Olson	Girls	113.93 Mallory Stubbs
	126.27 Keira Walburn		171.07 Weston Sklenar		112.67 Bella Yendra	
			168.93 Landon Kidd		108.13 Brooke Dunkel	
			152.20 Fulton Moyer		99.33 Regan Sklenar	
			148.42 Kellen Mauler		94.07 Macie Whitney	

Most Improved Average

Women	117 to 126.27 = +9.27 Keira Walburn	135 to 137.27 = +2.27 Madison Whitney	
Boys	169 to 173.00 = +4.00 Riley Olson	53 to 56.67 = +3.67 Grayson Sherma	168 to 171.07 = +3.07 Weston Sklenar
Girls	75 to 79.53 = +4.53 Evie Boness	104 to 108.13 = +4.13 Brooke Dunkel	110 to 112.67 = +2.67 Bella Yendra

Most Un-Improved Averages

Women	135 to 137.27 = +2.27 Madison Whitney	117 to 126.27 = +9.27 Keira Walburn	
Boys	116 to 112.60 = -3.40 Gage Holoubeck	154 to 152.20 = -1.80 Fulton Moyer	170 to 168.93 = -1.07 Landon Kidd
Girls	122 to 113.93 = -8.07 Mallory Stubbs	104 to 99.33 = -4.67 Regan Sklenar	64 to 64.58 = +0.58 Brooke Bengtson

Hot Shots 2025-26

Big Apple Fun Center Reprint of Scores -- Week 5

Lane 11 10 - Team 10 Week 5 9/30/2025

Name	Old		-1-	-2-	-3-	Total	HDCP Total
	Avg	HDCP					
Ryker J. Kidd	43	157	41	38	44	123	594
Hunter I. Cool	43	157	51	36	21	108	579
Grayson T. Sherman	53	147	61	91	58	210	651
Greyson B. Wiedel	31	169	30	46	39	115	622
			====	====	====	====	====
Scratch Total			183	211	162	556	556
Handicap			630	630	630		1890
Total			813	841	792	556	2446
Team Points Won			0.0	1.0	0.0	1.0	1.0

Lane 12 7 - Team 7 Week 5 9/30/2025

Name	Old		-1-	-2-	-3-	Total	HDCP Total
	Avg	HDCP					
Kellen R. Mauler	148	52	a148	a148	a148	444	600
Brooke J. Dunkel	104	96	107	104	163	374	662
Gavin W. Dickey	135	65	149	126	161	436	631
Trevin J. Graham	136	64	158	122	114	394	586
			====	====	====	====	====
Scratch Total			562	500	586	1648	1648
Handicap			277	277	277		831
Total			839	777	863	1648	2479
Team Points Won			1.0	0.0	1.0	3.0	3.0

Lane 13 6 - Rhyker Goes First Week 5 9/30/2025

Name	Old		-1-	-2-	-3-	Total	HDCP Total
	Avg	HDCP					
Rhyker Dalland	111	89	120	145	106	371	638
Bella Yendra	110	90	136	118	106	360	630
Regan G. Sklenar	104	96	64	95	82	241	529
Weston R. Sklenar	168	32	159	176	215	550	646
			====	====	====	====	====
Scratch Total			479	534	509	1522	1522
Handicap			307	307	307		921
Total			786	841	816	1522	2443
Team Points Won			1.0	1.0	1.0	4.0	4.0

Lane 14 2 - Team 2 Week 5 9/30/2025

Name	Old		-1-	-2-	-3-	Total	HDCP Total
	Avg	HDCP					
Gavin L. Gibreal	113	87	118	108	125	351	612
Gage A. Holoubeck	116	84	88	92	111	291	543
Jake D. Stubbs	92	108	a92	a92	a92	276	600
VACANT	120	80	v120	v120	v120	360	600
			====	====	====	====	====
Scratch Total			418	412	448	1278	1278
Handicap			359	359	359		1077
Total			777	771	807	1278	2355
Team Points Won			0.0	0.0	0.0	0.0	0.0

Lane 15 8 - Team 8 Week 5 9/30/2025

Name	Old		-1-	-2-	-3-	Total	HDCP Total
	Avg	HDCP					
Eoghan M. O'Connor	93	107	87	122	90	299	620
Parker W. Roland	119	81	95	140	117	352	595
Hunter D. Rewinkel	117	83	120	110	137	367	616
VACANT	120	80	v120	v120	v120	360	600
			====	====	====	====	====
Scratch Total			422	492	464	1378	1378
Handicap			351	351	351		1053
Total			773	843	815	1378	2431
Team Points Won			0.0	0.0	0.0	0.0	0.0

Lane 16 3 - The 3 Amigos Week 5 9/30/2025

Name	Old		-1-	-2-	-3-	Total	HDCP Total
	Avg	HDCP					
Madison L. Whitney	135	65	150	161	128	439	634
Evie Boness	75	125	73	119	92	284	659
Macie G. Whitney	93	107	89	99	101	289	610
VACANT	120	80	v120	v120	v120	360	600
			====	====	====	====	====
Scratch Total			432	499	441	1372	1372
Handicap			377	377	377		1131
Total			809	876	818	1372	2503
Team Points Won			1.0	1.0	1.0	4.0	4.0

Hot Shots 2025-26

Lane 17 4 - The Loner +1 Week 5 9/30/2025

Name	Old Avg	Old HDCP	-1-	-2-	-3-	Total	HDCP Total
Amanda R. Hodges	110	90	a110	a110	a110	330	600
Keira R. Walburn	117	83	139	182	167	488	737
VACANT	120	80	v120	v120	v120	360	600
VACANT	120	80	v120	v120	v120	360	600
			====	====	====	====	====
<i>Scratch Total</i>			489	532	517	1538	1538
<i>Handicap</i>			333	333	333		999
<i>Total</i>			822	865	850	1538	2537
<i>Team Points Won</i>			1.0	1.0	1.0	4.0	4.0

Lane 18 1 - Team 1 Week 5 9/30/2025

Name	Old Avg	Old HDCP	-1-	-2-	-3-	Total	HDCP Total
Mallory G. Stubbs	122	78	47	81	113	241	475
Rozalyn G. Warrington	85	115	90	102	86	278	623
Brooke M. Bengtson	62	138	82	69	65	216	630
Arabella H. McKenzie	87	113	a87	a87	a87	261	600
			====	====	====	====	====
<i>Scratch Total</i>			306	339	351	996	996
<i>Handicap</i>			444	444	444		1332
<i>Total</i>			750	783	795	996	2328
<i>Team Points Won</i>			0.0	0.0	0.0	0.0	0.0

Lane 19 5 - PBA Young Boy Week 5 9/30/2025

Name	Old Avg	Old HDCP	-1-	-2-	-3-	Total	HDCP Total
Landon C. Kidd	170	30	176	181	129	486	576
Fulton F. Moyer	154	46	124	151	149	424	562
Riley S. Olson	169	31	168	183	210	561	654
Bennett C. Nikkila	125	75	131	158	98	387	612
			====	====	====	====	====
<i>Scratch Total</i>			599	673	586	1858	1858
<i>Handicap</i>			182	182	182		546
<i>Total</i>			781	855	768	1858	2404
<i>Team Points Won</i>			1.0	1.0	1.0	4.0	4.0

Lane 20 9 - BYE TEAM Week 5 9/30/2025

Name	Old Avg	Old HDCP	-1-	-2-	-3-	Total	HDCP Total
<i>No one bowled</i>							

Hot Shots 2025-26

Big Apple Fun Center

* Bowlers listed must have a minimum of 1 games.

Change in Average

Name	-----Old-----		Old					---Average Change---			Weekly Over Avg
	Pins	Games	Avg	-1-	-2-	-3-	Total	New	Old	---> +/-	Series Avg +/-
Brooke M. Bengtson	559	9	62	82	69	65	216	64.58	- 62.11	= 2.47	216 - 186=30
Evie Boness	909	12	75	73	119	92	284	79.53	- 75.75	= 3.78	284 - 225=59
Hunter I. Cool	523	12	43	51	36	21	108	42.07	- 43.58	= -1.52	108 - 129=-21
Rhyker Dalland	1337	12	111	120	145	106	371	113.87	- 111.42	= 2.45	371 - 333=38
Gavin W. Dickey	1628	12	135	149	126	161	436	137.60	- 135.67	= 1.93	436 - 405=31
Brooke J. Dunkel	1248	12	104	107	104	163	374	108.13	- 104.00	= 4.13	374 - 312=62
Gavin L. Gibreal	1018	9	113	118	108	125	351	114.08	- 113.11	= 0.97	351 - 339=12
Trevin J. Graham	1633	12	136	158	122	114	394	135.13	- 136.08	= -0.95	394 - 408=-14
Amanda R. Hodges	330	3	110	a110	a110	a110	330	110.00	- 110.00	= 0.00	
Gage A. Holoubeck	1398	12	116	88	92	111	291	112.60	- 116.50	= -3.90	291 - 348=-57
Landon C. Kidd	2048	12	170	176	181	129	486	168.93	- 170.67	= -1.73	486 - 510=-24
Ryker J. Kidd	523	12	43	41	38	44	123	43.07	- 43.58	= -0.52	123 - 129=-6
Kellen R. Mauler	1781	12	148	a148	a148	a148	444	148.42	- 148.42	= 0.00	
Arabella H. McKenzie	786	9	87	a87	a87	a87	261	87.33	- 87.33	= 0.00	
Fulton F. Moyer	1859	12	154	124	151	149	424	152.20	- 154.92	= -2.72	424 - 462=-38
Bennett C. Nikkila	1503	12	125	131	158	98	387	126.00	- 125.25	= 0.75	387 - 375=12
Eoghan M. O'Connor	1126	12	93	87	122	90	299	95.00	- 93.83	= 1.17	299 - 279=20
Riley S. Olson	2034	12	169	168	183	210	561	173.00	- 169.50	= 3.50	561 - 507=54
Hunter D. Rewinkel	1054	9	117	120	110	137	367	118.42	- 117.11	= 1.31	367 - 351=16
Parker W. Roland	1430	12	119	95	140	117	352	118.80	- 119.17	= -0.37	352 - 357=-5
Grayson T. Sherman	640	12	53	61	91	58	210	56.67	- 53.33	= 3.33	210 - 159=51
Regan G. Sklenar	1249	12	104	64	95	82	241	99.33	- 104.08	= -4.75	241 - 312=-71
Weston R. Sklenar	2016	12	168	159	176	215	550	171.07	- 168.00	= 3.07	550 - 504=46
Jake D. Stubbs	276	3	92	a92	a92	a92	276	92.00	- 92.00	= 0.00	
Mallory G. Stubbs	1468	12	122	47	81	113	241	113.93	- 122.33	= -8.40	241 - 366=-125
Keira R. Walburn	1406	12	117	139	182	167	488	126.27	- 117.17	= 9.10	488 - 351=137
Rozalyn G. Warrington	1022	12	85	90	102	86	278	86.67	- 85.17	= 1.50	278 - 255=23
Macie G. Whitney	1122	12	93	89	99	101	289	94.07	- 93.50	= 0.57	289 - 279=10
Madison L. Whitney	1620	12	135	150	161	128	439	137.27	- 135.00	= 2.27	439 - 405=34
Greyson B. Wiedel	382	12	31	30	46	39	115	33.13	- 31.83	= 1.30	115 - 93=22
Bella Yendra	1330	12	110	136	118	106	360	112.67	- 110.83	= 1.83	360 - 330=30

Hot Shots 2025-26

Big Apple Fun Center

* Bowlers listed must have a minimum of 1 games.

High Average Listing

	<u>Name</u>	<u>True Average</u>	<u>Pins</u>	<u>Gms</u>	<u>To Raise Avg +1</u>	<u>To Drop Avg -1</u>
1	Riley S. Olson	173.00	2595	15	537	518
2	Weston R. Sklenar	171.07	2566	15	530	511
3	Landon C. Kidd	168.93	2534	15	508	489
4	Fulton F. Moyer	152.20	2283	15	471	452
5	Kellen R. Mauler	148.42	1781	12	454	438
6	Gavin W. Dickey	137.60	2064	15	420	401
7	Madison L. Whitney	137.27	2059	15	425	406
8	Trevin J. Graham	135.13	2027	15	421	402
9	Keira R. Walburn	126.27	1894	15	392	373
10	Bennett C. Nikkila	126.00	1890	15	396	377
11	Parker W. Roland	118.80	1782	15	360	341
12	Hunter D. Rewinkel	118.42	1421	12	364	348
13	Gavin L. Gibreal	114.08	1369	12	356	340
14	Mallory G. Stubbs	113.93	1709	15	343	324
15	Rhyker Dalland	113.87	1708	15	344	325
16	Bella Yendra	112.67	1690	15	344	325
17	Gage A. Holoubeck	112.60	1689	15	345	326
18	Amanda R. Hodges	110.00	330	3	336	329
19	Brooke J. Dunkel	108.13	1622	15	340	321
20	Regan G. Sklenar	99.33	1490	15	310	291
21	Eoghan M. O'Connor	95.00	1425	15	303	284
22	Macie G. Whitney	94.07	1411	15	299	280
23	Jake D. Stubbs	92.00	276	3	282	275
24	Arabella H. McKenzie	87.33	786	9	270	257
25	Rozalyn G. Warrington	86.67	1300	15	266	247
26	Evie Boness	79.53	1193	15	247	228
27	Brooke M. Bengtson	64.58	775	12	200	184
28	Grayson T. Sherman	56.67	850	15	176	157
29	Ryker J. Kidd	43.07	646	15	146	127
30	Hunter I. Cool	42.07	631	15	143	124
31	Greyson B. Wiedel	33.13	497	15	115	96

Hot Shots 2025-26

Big Apple Fun Center

* Bowlers listed must have a minimum of 13 games.

Note: This report includes information through September 30 which is Week 5 of 24

Most Improved Averages

Name	True Average	Gms	Most Improved Avg	+/-	Name	True Average	Gms	Most Improved Avg	+/-
Keira R. Walburn	126.27	15	117	+9.27	Rozalyn G. Warrington	86.67	15	85	+1.67
Evie Boness	79.53	15	75	+4.53	Macie G. Whitney	94.07	15	93	+1.07
Brooke J. Dunkel	108.13	15	104	+4.13	Bennett C. Nikkila	126.00	15	125	+1.00
Riley S. Olson	173.00	15	169	+4.00	Ryker J. Kidd	43.07	15	43	+0.07
Grayson T. Sherman	56.67	15	53	+3.67	Parker W. Roland	118.80	15	119	-0.20
Weston R. Sklenar	171.07	15	168	+3.07	Trevin J. Graham	135.13	15	136	-0.87
Rhyker Dalland	113.87	15	111	+2.87	Hunter I. Cool	42.07	15	43	-0.93
Bella Yendra	112.67	15	110	+2.67	Landon C. Kidd	168.93	15	170	-1.07
Gavin W. Dickey	137.60	15	135	+2.60	Fulton F. Moyer	152.20	15	154	-1.80
Madison L. Whitney	137.27	15	135	+2.27	Gage A. Holoubeck	112.60	15	116	-3.40
Greyson B. Wiedel	33.13	15	31	+2.13	Regan G. Sklenar	99.33	15	104	-4.67
Eoghan M. O'Connor	95.00	15	93	+2.00	Mallory G. Stubbs	113.93	15	122	-8.07

Hot Shots 2025-26

Big Apple Fun Center

* Bowlers listed must have a minimum of 1 games.

Most Pins Over Average

Name	-----Old-----		Old				Total	---Average Change---			Weekly Over Avg
	Pins	Games	Avg	-1-	-2-	-3-		New - Old	---> +/-	Series Avg +/-	
Keira R. Walburn	1406	12	117	139	182	167	488	126.27	- 117.17	= 9.10	488 - 351=137
Brooke J. Dunkel	1248	12	104	107	104	163	374	108.13	- 104.00	= 4.13	374 - 312=62
Evie Boness	909	12	75	73	119	92	284	79.53	- 75.75	= 3.78	284 - 225=59
Riley S. Olson	2034	12	169	168	183	210	561	173.00	- 169.50	= 3.50	561 - 507=54
Grayson T. Sherman	640	12	53	61	91	58	210	56.67	- 53.33	= 3.33	210 - 159=51
Weston R. Sklenar	2016	12	168	159	176	215	550	171.07	- 168.00	= 3.07	550 - 504=46
Rhyker Dalland	1337	12	111	120	145	106	371	113.87	- 111.42	= 2.45	371 - 333=38
Madison L. Whitney	1620	12	135	150	161	128	439	137.27	- 135.00	= 2.27	439 - 405=34
Gavin W. Dickey	1628	12	135	149	126	161	436	137.60	- 135.67	= 1.93	436 - 405=31
Brooke M. Bengtson	559	9	62	82	69	65	216	64.58	- 62.11	= 2.47	216 - 186=30
Bella Yendra	1330	12	110	136	118	106	360	112.67	- 110.83	= 1.83	360 - 330=30
Rozalyn G. Warrington	1022	12	85	90	102	86	278	86.67	- 85.17	= 1.50	278 - 255=23
Greyson B. Wiedel	382	12	31	30	46	39	115	33.13	- 31.83	= 1.30	115 - 93=22
Eoghan M. O'Connor	1126	12	93	87	122	90	299	95.00	- 93.83	= 1.17	299 - 279=20
Hunter D. Rewinkel	1054	9	117	120	110	137	367	118.42	- 117.11	= 1.31	367 - 351=16
Bennett C. Nikkila	1503	12	125	131	158	98	387	126.00	- 125.25	= 0.75	387 - 375=12
Gavin L. Gibreal	1018	9	113	118	108	125	351	114.08	- 113.11	= 0.97	351 - 339=12
Macie G. Whitney	1122	12	93	89	99	101	289	94.07	- 93.50	= 0.57	289 - 279=10
Parker W. Roland	1430	12	119	95	140	117	352	118.80	- 119.17	= -0.37	352 - 357=-5
Ryker J. Kidd	523	12	43	41	38	44	123	43.07	- 43.58	= -0.52	123 - 129=-6
Trevin J. Graham	1633	12	136	158	122	114	394	135.13	- 136.08	= -0.95	394 - 408=-14
Hunter I. Cool	523	12	43	51	36	21	108	42.07	- 43.58	= -1.52	108 - 129=-21
Landon C. Kidd	2048	12	170	176	181	129	486	168.93	- 170.67	= -1.73	486 - 510=-24
Fulton F. Moyer	1859	12	154	124	151	149	424	152.20	- 154.92	= -2.72	424 - 462=-38
Gage A. Holoubeck	1398	12	116	88	92	111	291	112.60	- 116.50	= -3.90	291 - 348=-57
Regan G. Sklenar	1249	12	104	64	95	82	241	99.33	- 104.08	= -4.75	241 - 312=-71
Mallory G. Stubbs	1468	12	122	47	81	113	241	113.93	- 122.33	= -8.40	241 - 366=-125

Hot Shots 2025-26

Big Apple Fun Center

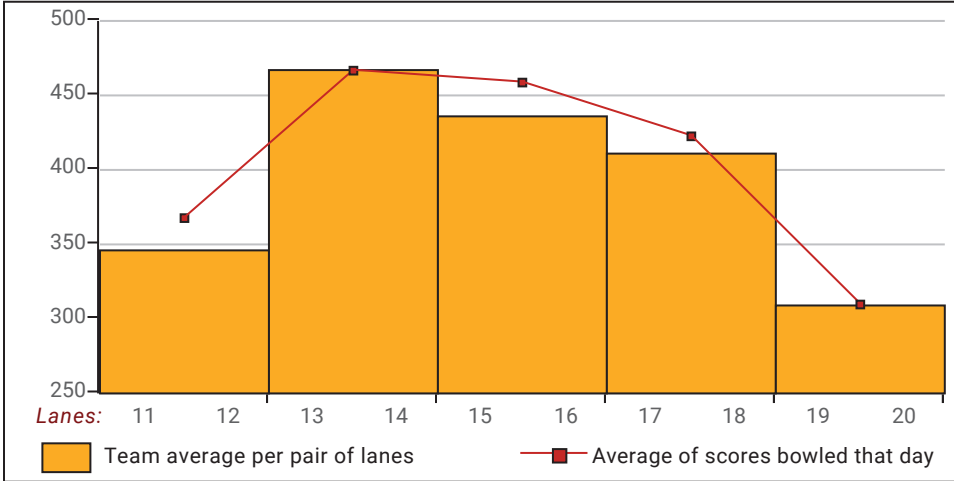
This report is for scores bowled September 30 which is Week 5 of 24

This Week's Statistics

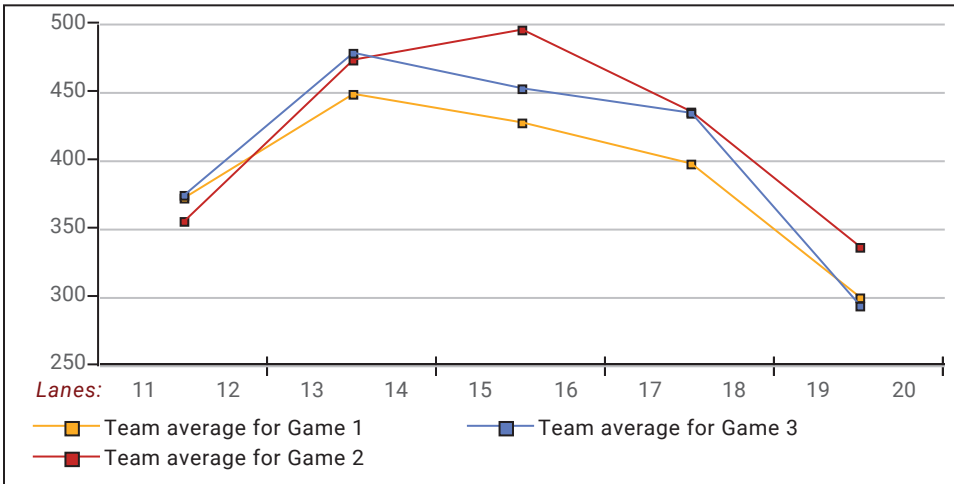
	Over All	Men	Women	Boys	Girls
How many people bowled	27	0	2	17	8
Number of games bowled	81	0	6	51	24
Actual average of week's scores	111.54	0.00	154.50	114.22	95.13
How many games above average	45	0	5	26	14
How many games below average	35	0	1	25	9
Pins above/below average per game	4.02	0.00	28.50	2.69	0.75
How many people raised average	18	--	2	10	6
by this amount	2.52	0.00	5.68	1.98	2.38
How many people went down	9	--	--	7	2
by this amount	-2.76	0.00	0.00	-1.67	-6.58
League average before bowling	107.91	0.00	126.08	111.97	94.72
League average after bowling	108.67	0.00	131.77	112.45	94.86
Change in league average	0.76	0.00	5.68	0.48	0.14
800s	--	--	--	--	--
775s	--	--	--	--	--
750s	--	--	--	--	--
725s	--	--	--	--	--
700s	--	--	--	--	--
675s	--	--	--	--	--
650s	--	--	--	--	--
625s	--	--	--	--	--
600s	--	--	--	--	--
575s	--	--	--	--	--
550s	2	--	--	2	--
525s	--	--	--	--	--
500s	--	--	--	--	--
475s	2	--	1	1	--
450s	--	--	--	--	--
425s	2	--	1	1	--
400s	1	--	--	1	--
below 400	20	--	--	12	8
300s	--	--	--	--	--
275s	--	--	--	--	--
250s	--	--	--	--	--
225s	--	--	--	--	--
200s	2	--	--	2	--
175s	5	--	1	4	--
150s	10	--	3	6	1
125s	12	--	2	9	1
100s	20	--	--	12	8
below 100	32	--	--	18	14

This report is for scores bowled September 30 which is Week 5 of 24

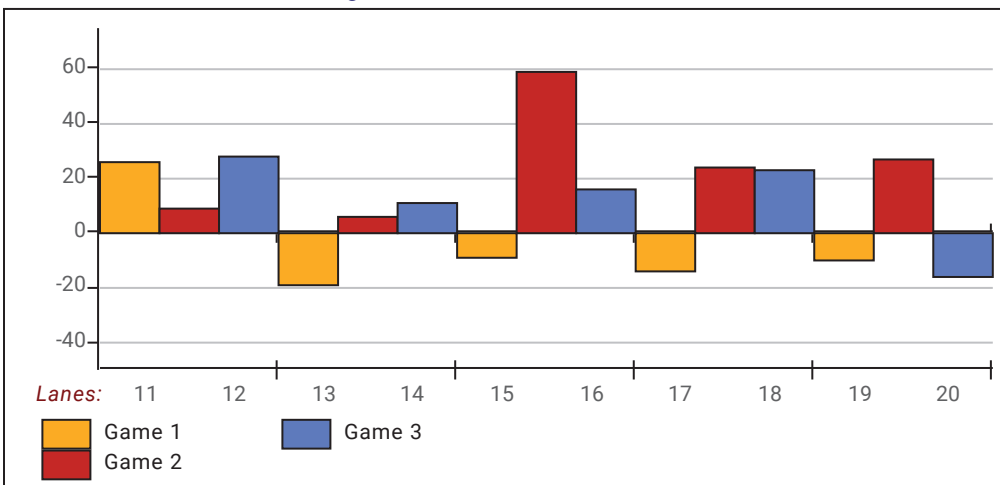
Team Average vs Avg of Scores



Average of Scores for Each Game

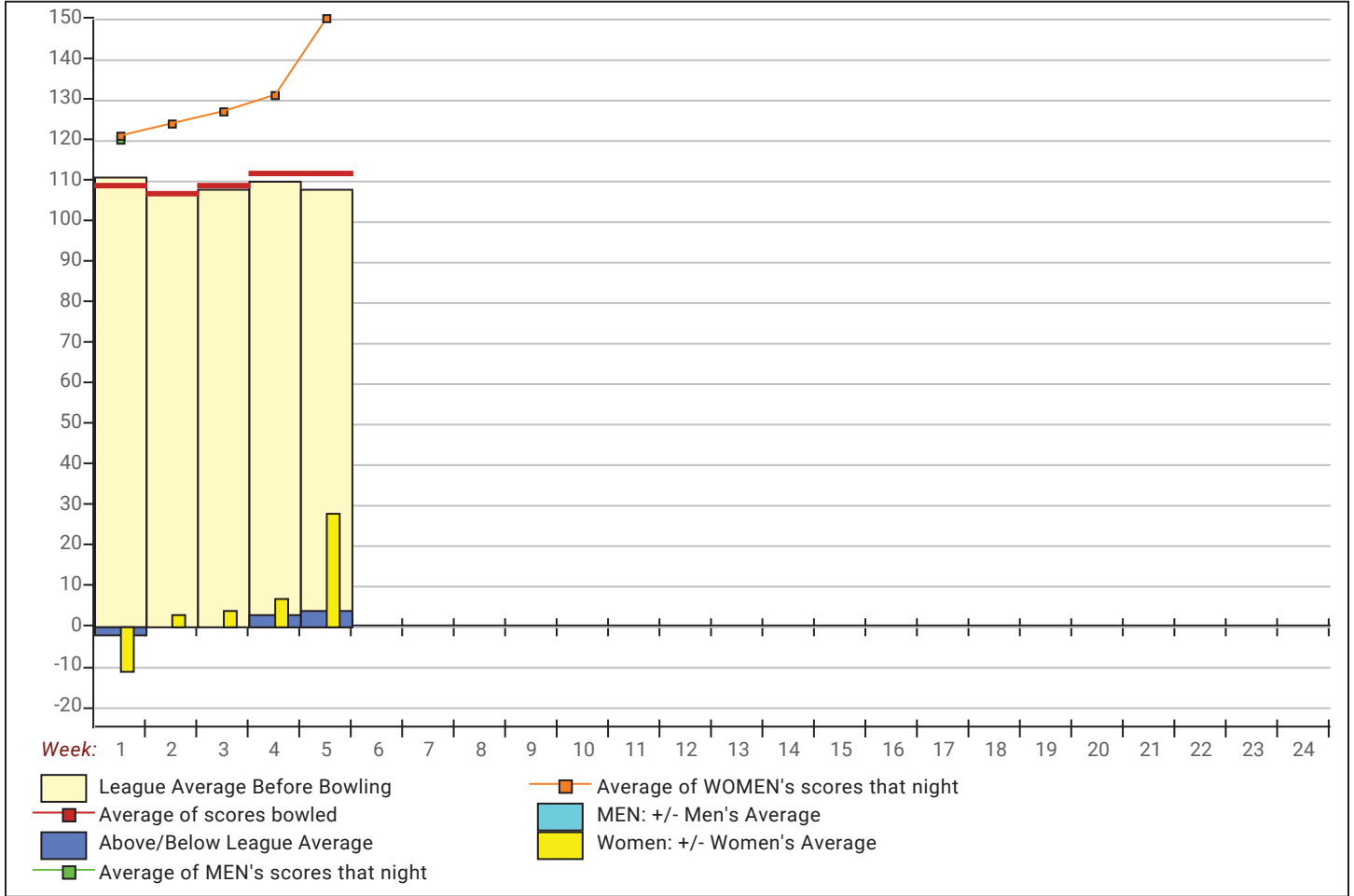


Amount Over/Under Team Average



This report is for scores bowled September 30 which is Week 5 of 24

League Average Week-by-Week



League Average Statistics for Last Week

	League	Right Hand	Left Hand
League Average Before Bowling	107.91	107.91	
Average of scores bowled that night	111.54	111.54	
New League Average After Bowling	108.67	108.67	
Change in League Average	.76	.76	
People Who Bowled Over Average	18	18	
People Who Bowled Under Average	9	9	
Average Amount of Series Over Avg	38.17	38.17	
Average Amount of Series Under Avg	-40.11	-40.11	
Difference Avg, NiteAvg	4.02	4.02	
Number of Bowlers	27	27	
Number of Games Bowled	81	81	
People Who Raised Their Average	18	18	
Raised By an Average of This Amount	2.52	2.52	
People Who Lowered Their Average	9	9	
Lowered By an Average of This Amou	-2.76	-2.76	
Number of Games Bowled Over Avera	45	45	
Number of Games Bowled Under Avera	35	35	

Note: Averages are based only on people who bowled.

Press Release -- 10/7/2025

9/30/2025 Week 5 of 24

Hot Shots 2025-26

Tuesday 6:30 pm

Big Apple Fun Center

Lanes 11 - 20

Team Standings

Place	Team Name	Avg p/gm	Points Won	Points Lost	Year-To-Date WON	Y-T-D LOST
1	Team 7	529	16	4	16	4
2	Rhyker Goes First	496	12½	7½	12½	7½
3	The 3 Amigos	430	12	8	12	8
4	The Loner +1	469	11	9	11	9
5	Team 8	452	10	10	10	10
6	Team 2	438	10	10	10	10
7	Team 10	174	9	11	9	11
8	PBA Young Boy	620	8½	11½	8½	11½
9	Team 1	358	8	12	8	12
10	BYE TEAM		3	17	3	17

*** Although not shown, standings are determined by points only for the current split

Last Week's Top Scores

	Scratch Game	Scratch Series	Handicap Game	Handicap Series
Women	182 Keira Walburn	488 Keira Walburn	265 Keira Walburn	737 Keira Walburn
	161 Madison Whitney	439 Madison Whitney	226 Madison Whitney	634 Madison Whitney
Boys	215 Weston Sklenar	561 Riley Olson	247 Weston Sklenar	654 Riley Olson
	210 Riley Olson	550 Weston Sklenar	241 Riley Olson	651 Grayson Sherman
	181 Landon Kidd	486 Landon Kidd	238 Grayson Sherman	646 Weston Sklenar
	161 Gavin Dickey	436 Gavin Dickey	234 Rhyker Dalland	638 Rhyker Dalland
	158 Bennett Nikkila	424 Fulton Moyer	233 Bennett Nikkila	631 Gavin Dickey
	158 Trevin Graham	394 Trevin Graham	229 Eoghan O'Connor	622 Greyson Wiedel
	151 Fulton Moyer	387 Bennett Nikkila	226 Gavin Dickey	620 Eoghan O'Connor
	145 Rhyker Dalland	371 Rhyker Dalland	222 Trevin Graham	616 Hunter Rewinkel
Girls	140 Parker Roland	367 Hunter Rewinkel	221 Parker Roland	612 Bennett Nikkila
	137 Hunter Rewinkel	352 Parker Roland	220 Hunter Rewinkel	612 Gavin Gibreal
	163 Brooke Dunkel	374 Brooke Dunkel	259 Brooke Dunkel	662 Brooke Dunkel
	136 Bella Yendra	360 Bella Yendra	244 Evie Boness	659 Evie Boness
	119 Evie Boness	289 Macie Whitney	226 Bella Yendra	630 Brooke Bengtson
	113 Mallory Stubbs	284 Evie Boness	220 Brooke Bengtson	630 Bella Yendra
	102 Rozalyn Warrington	278 Rozalyn Warrington	217 Rozalyn Warrington	623 Rozalyn Warrington
	101 Macie Whitney	241 Regan Sklenar	208 Macie Whitney	610 Macie Whitney
95 Regan Sklenar	241 Mallory Stubbs	191 Regan Sklenar	529 Regan Sklenar	
82 Brooke Bengtson	216 Brooke Bengtson	191 Mallory Stubbs	475 Mallory Stubbs	