

Hot Shots 2025-26

Tuesday 6:30 pm

Big Apple Fun Center

Lanes 11 - 20

President: Robbie Samuelson (308)238-3529
 Secretary/Treasurer: Kim Hodges (308)293-7824

Team Standings

Place	#	Team Name	Points Won	Points Lost	%Won	Pins + HDCP	Scratch Pins	Avg p/gm	High Game	High Sers	HDCP Game	HDCP Sers
1	7	Team 7	9	3	75.0	7238	4589	509	563	1608	863	2508
2	10	Team 10	8	4	66.7	7292	1586	176	219	588	855	2496
3	6	Rhyker Goes First	7½	4½	62.5	7188	4485	498	543	1573	848	2488
4	8	Team 8	7	5	58.3	7339	4081	453	502	1452	866	2550
5	4	The Loner +1	7	5	58.3	7280	4103	455	514	1439	853	2456
6	2	Team 2	6	6	50.0	7161	3963	440	498	1349	849	2438
7	5	PBA Young Boy	4½	7½	37.5	7131	5619	624	714	1906	886	2404
8	1	Team 1	4	8	33.3	7191	3264	362	419	1194	845	2428
9	3	The 3 Amigos	4	8	33.3	7179	3723	413	441	1259	829	2405
10	9	BYE TEAM	3	9		0	0		0	0	0	0

Review of Last Week's Bowling.....

Lanes	Team Name	HDCP -1-	HDCP -2-	HDCP -3-	HDCP Total	Last Wk WON	Team Name	HDCP -1-	HDCP -2-	HDCP -3-	HDCP Total	Last Wk WON
11-12	The Loner +1	802	801	853	2456	3	<---> PBA Young Boy	728	741	886	2355	1
13-14	BYE TEAM	0	0	0	0	0	<---> Team 8	839	861	850	2550	4
15-16	Team 10	818	823	855	2496	3	<---> Team 1	845	808	775	2428	1
17-18	The 3 Amigos	801	829	775	2405	1	<---> Team 2	799	839	800	2438	3
19-20	Rhyker Goes First	745	788	763	2296	1	<---> Team 7	781	736	810	2327	3

Lane Assignments

	11-12	13-14	15-16	17-18	19-20
Wk04 09/23	9- 1	5- 3	4- 7	8- 6	10- 2
Wk05 09/30	10- 7	6- 2	8- 3	4- 1	5- 9
Wk06 10/07	5- 8	4- 10	7- 2	6- 9	1- 3

Last Week's Top Scores

	Team Scratch Game	Team Scratch Series	Team Handicap Game	Team Handicap Series
714	PBA Young Boy	1839 PBA Young Boy	886 PBA Young Boy	2550 Team 8
527	Team 7	1478 Team 7	861 Team 8	2496 Team 10
514	The Loner +1	1452 Team 8	855 Team 10	2456 The Loner +1
497	Rhyker Goes First	1439 The Loner +1	853 The Loner +1	2438 Team 2
495	Team 8	1423 Rhyker Goes First	845 Team 1	2428 Team 1
475	Team 2	1346 Team 2	839 Team 2	2405 The 3 Amigos
441	The 3 Amigos	1241 The 3 Amigos	829 The 3 Amigos	2355 PBA Young Boy
388	Team 1	1057 Team 1	810 Team 7	2327 Team 7
219	Team 10	588 Team 10	788 Rhyker Goes First	2296 Rhyker Goes First
	Scratch Game	Scratch Series	Handicap Game	Handicap Series
Women	137 Madison Whitney	389 Keira Walburn	223 Keira Walburn	656 Keira Walburn
	134 Keira Walburn	375 Madison Whitney	203 Madison Whitney	573 Madison Whitney
Boys	211 Riley Olson	523 Riley Olson	261 Riley Olson	691 Eoghan O'Connor
	181 Landon Kidd	505 Landon Kidd	246 Bennett Nikkila	673 Riley Olson
	178 Fulton Moyer	494 Weston Sklenar	242 Eoghan O'Connor	641 Hunter Rewinkel
	173 Bennett Nikkila	430 Kellen Mauler	239 Gage Holoubeck	638 Gage Holoubeck
	171 Weston Sklenar	410 Bennett Nikkila	234 Hunter Rewinkel	636 Grayson Sherman
Girls	161 Bella Yendra	383 Mallory Stubbs	245 Bella Yendra	640 Arabella McKenzie
	158 Mallory Stubbs	355 Bella Yendra	239 Mallory Stubbs	626 Mallory Stubbs
	140 Amanda Hodges	330 Amanda Hodges	230 Amanda Hodges	619 Macie Whitney
	123 Brooke Dunkel	292 Brooke Dunkel	229 Macie Whitney	613 Evie Boness
	118 Macie Whitney	286 Macie Whitney	225 Brooke Dunkel	607 Bella Yendra

Season High Scores

Team Scratch Game		Team Scratch Series		Team Handicap Game		Team Handicap Series	
714	PBA Young Boy	1906	PBA Young Boy	886	PBA Young Boy	2550	Team 8
563	Team 7	1608	Team 7	866	Team 8	2508	Team 7
543	Rhyker Goes First	1573	Rhyker Goes First	863	Team 7	2496	Team 10
514	The Loner +1	1452	Team 8	855	Team 10	2488	Rhyker Goes First
502	Team 8	1439	The Loner +1	853	The Loner +1	2456	The Loner +1
498	Team 2	1349	Team 2	849	Team 2	2438	Team 2
441	The 3 Amigos	1259	The 3 Amigos	848	Rhyker Goes First	2428	Team 1
419	Team 1	1194	Team 1	845	Team 1	2405	The 3 Amigos
219	Team 10	588	Team 10	829	The 3 Amigos	2404	PBA Young Boy

	Scratch Game		Scratch Series		Handicap Game		Handicap Series	
Women	167	Madison Whitney	404	Madison Whitney	233	Madison Whitney	656	Keira Walburn
	134	Keira Walburn	389	Keira Walburn	223	Keira Walburn	602	Madison Whitney
Boys	227	Landon Kidd	557	Landon Kidd	270	Jake Stubbs	691	Eoghan O'Connor
	221	Fulton Moyer	548	Fulton Moyer	261	Riley Olson	673	Riley Olson
	211	Riley Olson	523	Weston Sklenar	256	Fulton Moyer	657	Trevin Graham
	182	Weston Sklenar	523	Riley Olson	255	Trevin Graham	653	Fulton Moyer
	179	Bennett Nikkila	466	Kellen Mauler	246	Bennett Nikkila	649	Weston Sklenar
	179	Trevin Graham						
Girls	161	Bella Yendra	383	Mallory Stubbs	245	Bella Yendra	651	Regan Sklenar
	158	Mallory Stubbs	371	Bella Yendra	239	Mallory Stubbs	640	Arabella McKenzie
	140	Amanda Hodges	348	Regan Sklenar	230	Amanda Hodges	626	Mallory Stubbs
	126	Regan Sklenar	330	Amanda Hodges	229	Macie Whitney	619	Macie Whitney
	123	Brooke Dunkel	300	Brooke Dunkel	227	Regan Sklenar	619	Evie Boness

Team Rosters

1 - Team 1

<u>Name</u>	<u>Avg</u>	<u>HDCP</u>	<u>Pins</u>	<u>Gms</u>	<u>High Game</u>	<u>High Sers</u>	<u>HDCP Game</u>	<u>HDCP Sers</u>	<u>0's</u>	<u>100's</u>	<u>200's</u>	<u>0's</u>	<u>400's</u>	<u>500's</u>
Mallory G. Stubbs	122	78	1102	9	158	383	239	626	1	8	--	3	--	--
Rozalyn G. Warrington	84	116	757	9	97	268	208	601	9	--	--	3	--	--
Brooke M. Bengtson	62	138	559	9	86	195	221	600	9	--	--	3	--	--
Arabella H. McKenzie	81	119	486	6	93	262	219	640	6	--	--	2	--	--

2 - Team 2

<u>Name</u>	<u>Avg</u>	<u>HDCP</u>	<u>Pins</u>	<u>Gms</u>	<u>High Game</u>	<u>High Sers</u>	<u>HDCP Game</u>	<u>HDCP Sers</u>	<u>0's</u>	<u>100's</u>	<u>200's</u>	<u>0's</u>	<u>400's</u>	<u>500's</u>
Gavin L. Gibreal	114	86	684	6	151	377	226	602	2	4	--	2	--	--
Gage A. Holoubeck	114	86	1029	9	149	368	239	638	1	8	--	3	--	--
Jake D. Stubbs	92	108	276	3	162	276	270	600	2	1	--	1	--	--
VACANT	120	80	360	3	120	360	200	600	--	3	--	1	--	--

3 - The 3 Amigos

<u>Name</u>	<u>Avg</u>	<u>HDCP</u>	<u>Pins</u>	<u>Gms</u>	<u>High Game</u>	<u>High Sers</u>	<u>HDCP Game</u>	<u>HDCP Sers</u>	<u>0's</u>	<u>100's</u>	<u>200's</u>	<u>0's</u>	<u>400's</u>	<u>500's</u>
Madison L. Whitney	131	69	1183	9	167	404	233	602	--	9	--	1	2	--
Evie Boness	70	130	636	9	84	220	218	619	9	--	--	3	--	--
Macie G. Whitney	91	109	824	9	118	296	229	619	6	3	--	3	--	--
VACANT	120	80	0	0	0	0			--	--	--	--	--	--

4 - The Loner +1

<u>Name</u>	<u>Avg</u>	<u>HDCP</u>	<u>Pins</u>	<u>Gms</u>	<u>High Game</u>	<u>High Sers</u>	<u>HDCP Game</u>	<u>HDCP Sers</u>	<u>0's</u>	<u>100's</u>	<u>200's</u>	<u>0's</u>	<u>400's</u>	<u>500's</u>
Amanda R. Hodges	110	90	330	3	140	330	230	600	2	1	--	1	--	--
Keira R. Walburn	117	83	1055	9	134	389	223	656	1	8	--	3	--	--
VACANT	120	80	0	0	0	0			--	--	--	--	--	--
VACANT	120	80	0	0	0	0			--	--	--	--	--	--

Hot Shots 2025-26

5 - PBA Young Boy

<u>Name</u>	<u>Avg</u>	<u>HDCP</u>	<u>Pins</u>	<u>Gms</u>	<u>High Game</u>	<u>High Sers</u>	<u>HDCP Game</u>	<u>HDCP Sers</u>	<u>0's</u>	<u>100's</u>	<u>200's</u>	<u>0's</u>	<u>400's</u>	<u>500's</u>
Landon C. Kidd	174	26	1571	9	227	557	242	602	--	7	2	--	--	3
Fulton F. Moyer	160	40	1446	9	221	548	256	653	--	8	1	--	2	1
Riley S. Olson	158	42	1425	9	211	523	261	673	--	8	1	--	2	1
Bennett C. Nikkila	130	70	1177	9	179	426	246	629	2	7	--	1	2	--

6 - Rhyker Goes First

<u>Name</u>	<u>Avg</u>	<u>HDCP</u>	<u>Pins</u>	<u>Gms</u>	<u>High Game</u>	<u>High Sers</u>	<u>HDCP Game</u>	<u>HDCP Sers</u>	<u>0's</u>	<u>100's</u>	<u>200's</u>	<u>0's</u>	<u>400's</u>	<u>500's</u>
Rhyker Dalland	115	85	1036	9	145	377	230	632	1	8	--	3	--	--
Bella Yendra	116	84	1051	9	161	371	245	607	2	7	--	3	--	--
Regan G. Sklenar	100	100	907	9	126	348	227	651	3	6	--	3	--	--
Weston R. Sklenar	165	35	1491	9	182	523	224	649	--	9	--	--	2	1

7 - Team 7

<u>Name</u>	<u>Avg</u>	<u>HDCP</u>	<u>Pins</u>	<u>Gms</u>	<u>High Game</u>	<u>High Sers</u>	<u>HDCP Game</u>	<u>HDCP Sers</u>	<u>0's</u>	<u>100's</u>	<u>200's</u>	<u>0's</u>	<u>400's</u>	<u>500's</u>
Kellen R. Mauler	148	52	1332	9	172	466	227	631	--	9	--	--	3	--
Brooke J. Dunkel	98	102	883	9	123	300	226	609	6	3	--	3	--	--
Gavin W. Dickey	131	69	1186	9	175	413	241	611	--	9	--	1	2	--
Trevin J. Graham	132	68	1188	9	179	429	255	657	--	9	--	2	1	--

8 - Team 8

<u>Name</u>	<u>Avg</u>	<u>HDCP</u>	<u>Pins</u>	<u>Gms</u>	<u>High Game</u>	<u>High Sers</u>	<u>HDCP Game</u>	<u>HDCP Sers</u>	<u>0's</u>	<u>100's</u>	<u>200's</u>	<u>0's</u>	<u>400's</u>	<u>500's</u>
Eoghan M. O'Connor	92	108	829	9	124	337	242	691	5	4	--	3	--	--
Parker W. Roland	122	78	1099	9	149	378	233	629	1	8	--	3	--	--
Hunter D. Rewinkel	118	82	713	6	146	377	234	641	1	5	--	2	--	--
VACANT	120	80	0	0	0	0			--	--	--	--	--	--

9 - BYE TEAM

10 - Team 10

<u>Name</u>	<u>Avg</u>	<u>HDCP</u>	<u>Pins</u>	<u>Gms</u>	<u>High Game</u>	<u>High Sers</u>	<u>HDCP Game</u>	<u>HDCP Sers</u>	<u>0's</u>	<u>100's</u>	<u>200's</u>	<u>0's</u>	<u>400's</u>	<u>500's</u>
Ryker J. Kidd	45	155	407	9	56	150	217	624	9	--	--	3	--	--
Hunter I. Cool	46	154	415	9	69	158	219	616	9	--	--	3	--	--
Grayson T. Sherman	54	146	487	9	69	186	219	636	9	--	--	3	--	--
Greyson B. Wiedel	30	170	277	9	46	104	217	620	9	--	--	3	--	--

Hot Shots 2025-26

Big Apple Fun Center Reprint of Scores -- Week 3

Lane 11 4 - The Loner +1 Week 3 9/16/2025

Name	Old Avg	Old HDCP	-1-	-2-	-3-	Total	HDCP Total
Amanda R. Hodges	110	90	96	94	140	330	600
Keira R. Walburn	111	89	127	128	134	389	656
VACANT	120	80	a120	a120	a120	360	600
VACANT	120	80	a120	a120	a120	360	600
			====	====	====	====	====
Scratch Total			463	462	514	1439	1439
Handicap			339	339	339		1017
Total			802	801	853	1439	2456
Team Points Won			1.0	1.0	0.0	3.0	3.0

Lane 12 5 - PBA Young Boy Week 3 9/16/2025

Name	Old Avg	Old HDCP	-1-	-2-	-3-	Total	HDCP Total
Landon C. Kidd	177	23	172	181	152	505	574
Fulton F. Moyer	174	26	105	118	178	401	479
Riley S. Olson	150	50	120	192	211	523	673
Bennett C. Nikkila	127	73	159	78	173	410	629
			====	====	====	====	====
Scratch Total			556	569	714	1839	1839
Handicap			172	172	172		516
Total			728	741	886	1839	2355
Team Points Won			0.0	0.0	1.0	1.0	1.0

Lane 13 9 - BYE TEAM Week 3 9/16/2025

Name	Old Avg	Old HDCP	-1-	-2-	-3-	Total	HDCP Total
No one bowled							

Lane 14 8 - Team 8 Week 3 9/16/2025

Name	Old Avg	Old HDCP	-1-	-2-	-3-	Total	HDCP Total
Eoghan M. O'Connor	82	118	124	109	104	337	691
Parker W. Roland	120	80	115	149	114	378	618
Hunter D. Rewinkel	112	88	114	117	146	377	641
VACANT	120	80	v120	v120	v120	360	600
			====	====	====	====	====
Scratch Total			473	495	484	1452	1452
Handicap			366	366	366		1098
Total			839	861	850	1452	2550
Team Points Won			1.0	1.0	1.0	4.0	4.0

Lane 15 10 - Team 10 Week 3 9/16/2025

Name	Old Avg	Old HDCP	-1-	-2-	-3-	Total	HDCP Total
Ryker J. Kidd	42	158	44	54	52	150	624
Hunter I. Cool	44	156	52	33	63	148	616
Grayson T. Sherman	50	150	54	69	63	186	636
Greyson B. Wiedel	28	172	32	31	41	104	620
			====	====	====	====	====
Scratch Total			182	187	219	588	588
Handicap			636	636	636		1908
Total			818	823	855	588	2496
Team Points Won			0.0	1.0	1.0	3.0	3.0

Lane 16 1 - Team 1 Week 3 9/16/2025

Name	Old Avg	Old HDCP	-1-	-2-	-3-	Total	HDCP Total
Mallory G. Stubbs	119	81	158	125	100	383	626
Rozalyn G. Warrington	86	114	77	75	86	238	580
Brooke M. Bengtson	64	136	60	64	50	174	582
Arabella H. McKenzie	74	126	93	87	82	262	640
			====	====	====	====	====
Scratch Total			388	351	318	1057	1057
Handicap			457	457	457		1371
Total			845	808	775	1057	2428
Team Points Won			1.0	0.0	0.0	1.0	1.0

Hot Shots 2025-26

Lane 17 3 - The 3 Amigos Week 3 9/16/2025

Name	Old Avg	Old HDCP	-1-	-2-	-3-	Total	HDCP Total
Madison L. Whitney	134	66	115	137	123	375	573
Evie Boness	69	131	79	66	75	220	613
Macie G. Whitney	89	111	99	118	69	286	619
VACANT	120	80	v120	v120	v120	360	600
			====	====	====	====	====
<i>Scratch Total</i>			413	441	387	1241	1241
<i>Handicap</i>			388	388	388		1164
<i>Total</i>			801	829	775	1241	2405
<i>Team Points Won</i>			1.0	0.0	0.0	1.0	1.0

Lane 18 2 - Team 2 Week 3 9/16/2025

Name	Old Avg	Old HDCP	-1-	-2-	-3-	Total	HDCP Total
Gavin L. Gibreal	114	86	a114	a114	a114	342	600
Gage A. Holoubeck	110	90	109	149	110	368	638
Jake D. Stubbs	92	108	a92	a92	a92	276	600
VACANT	120	80	v120	v120	v120	360	600
			====	====	====	====	====
<i>Scratch Total</i>			435	475	436	1346	1346
<i>Handicap</i>			364	364	364		1092
<i>Total</i>			799	839	800	1346	2438
<i>Team Points Won</i>			0.0	1.0	1.0	3.0	3.0

Lane 19 6 - Rhyker Goes First Week 3 9/16/2025

Name	Old Avg	Old HDCP	-1-	-2-	-3-	Total	HDCP Total
Rhyker Dalland	120	80	82	117	114	313	553
Bella Yendra	116	84	104	161	90	355	607
Regan G. Sklenar	107	93	97	61	103	261	540
Weston R. Sklenar	166	34	171	158	165	494	596
			====	====	====	====	====
<i>Scratch Total</i>			454	497	472	1423	1423
<i>Handicap</i>			291	291	291		873
<i>Total</i>			745	788	763	1423	2296
<i>Team Points Won</i>			0.0	1.0	0.0	1.0	1.0

Lane 20 7 - Team 7 Week 3 9/16/2025

Name	Old Avg	Old HDCP	-1-	-2-	-3-	Total	HDCP Total
Kellen R. Mauler	150	50	152	138	140	430	580
Brooke J. Dunkel	98	102	88	81	123	292	598
Gavin W. Dickey	136	64	129	100	140	369	561
Trevin J. Graham	133	67	129	134	124	387	588
			====	====	====	====	====
<i>Scratch Total</i>			498	453	527	1478	1478
<i>Handicap</i>			283	283	283		849
<i>Total</i>			781	736	810	1478	2327
<i>Team Points Won</i>			1.0	0.0	1.0	3.0	3.0

Hot Shots 2025-26

Big Apple Fun Center

* Bowlers listed must have a minimum of 1 games.

Change in Average

Name	-----Old-----		Old					---Average Change---			Weekly Over Avg
	Pins	Games	Avg	-1-	-2-	-3-	Total	New	Old	---> +/-	Series Avg +/-
Brooke M. Bengtson	385	6	64	60	64	50	174	62.11	- 64.17	= -2.06	174 - 192=-18
Evie Boness	416	6	69	79	66	75	220	70.67	- 69.33	= 1.33	220 - 207=13
Hunter I. Cool	267	6	44	52	33	63	148	46.11	- 44.50	= 1.61	148 - 132=16
Rhyker Dalland	723	6	120	82	117	114	313	115.11	- 120.50	= -5.39	313 - 360=-47
Gavin W. Dickey	817	6	136	129	100	140	369	131.78	- 136.17	= -4.39	369 - 408=-39
Brooke J. Dunkel	591	6	98	88	81	123	292	98.11	- 98.50	= -0.39	292 - 294=-2
Gavin L. Gibreal	684	6	114	a114	a114	a114	342	114.00	- 114.00	= 0.00	
Trevin J. Graham	801	6	133	129	134	124	387	132.00	- 133.50	= -1.50	387 - 399=-12
Amanda R. Hodges	0	0	110	96	94	140	330	110.00	- 0.00	= 110.00	330 - 330=0
Gage A. Holoubeck	661	6	110	109	149	110	368	114.33	- 110.17	= 4.17	368 - 330=38
Landon C. Kidd	1066	6	177	172	181	152	505	174.56	- 177.67	= -3.11	505 - 531=-26
Ryker J. Kidd	257	6	42	44	54	52	150	45.22	- 42.83	= 2.39	150 - 126=24
Kellen R. Mauler	902	6	150	152	138	140	430	148.00	- 150.33	= -2.33	430 - 450=-20
Arabella H. McKenzie	224	3	74	93	87	82	262	81.00	- 74.67	= 6.33	262 - 222=40
Fulton F. Moyer	1045	6	174	105	118	178	401	160.67	- 174.17	= -13.50	401 - 522=-121
Bennett C. Nikkila	767	6	127	159	78	173	410	130.78	- 127.83	= 2.94	410 - 381=29
Eoghan M. O'Connor	492	6	82	124	109	104	337	92.11	- 82.00	= 10.11	337 - 246=91
Riley S. Olson	902	6	150	120	192	211	523	158.33	- 150.33	= 8.00	523 - 450=73
Hunter D. Rewinkel	336	3	112	114	117	146	377	118.83	- 112.00	= 6.83	377 - 336=41
Parker W. Roland	721	6	120	115	149	114	378	122.11	- 120.17	= 1.94	378 - 360=18
Grayson T. Sherman	301	6	50	54	69	63	186	54.11	- 50.17	= 3.94	186 - 150=36
Regan G. Sklenar	646	6	107	97	61	103	261	100.78	- 107.67	= -6.89	261 - 321=-60
Weston R. Sklenar	997	6	166	171	158	165	494	165.67	- 166.17	= -0.50	494 - 498=-4
Jake D. Stubbs	276	3	92	a92	a92	a92	276	92.00	- 92.00	= 0.00	
Mallory G. Stubbs	719	6	119	158	125	100	383	122.44	- 119.83	= 2.61	383 - 357=26
Keira R. Walburn	666	6	111	127	128	134	389	117.22	- 111.00	= 6.22	389 - 333=56
Rozalyn G. Warrington	519	6	86	77	75	86	238	84.11	- 86.50	= -2.39	238 - 258=-20
Macie G. Whitney	538	6	89	99	118	69	286	91.56	- 89.67	= 1.89	286 - 267=19
Madison L. Whitney	808	6	134	115	137	123	375	131.44	- 134.67	= -3.22	375 - 402=-27
Greyson B. Wiedel	173	6	28	32	31	41	104	30.78	- 28.83	= 1.94	104 - 84=20
Bella Yendra	696	6	116	104	161	90	355	116.78	- 116.00	= 0.78	355 - 348=7

Hot Shots 2025-26

Big Apple Fun Center

* Bowlers listed must have a minimum of 1 games.

High Average Listing

	<u>Name</u>	<u>True Average</u>	<u>Pins</u>	<u>Gms</u>	<u>To Raise Avg +1</u>	<u>To Drop Avg -1</u>
1	Landon C. Kidd	174.56	1571	9	529	516
2	Weston R. Sklenar	165.67	1491	9	501	488
3	Fulton F. Moyer	160.67	1446	9	486	473
4	Riley S. Olson	158.33	1425	9	483	470
5	Kellen R. Mauler	148.00	1332	9	456	443
6	Trevin J. Graham	132.00	1188	9	408	395
7	Gavin W. Dickey	131.78	1186	9	398	385
8	Madison L. Whitney	131.44	1183	9	401	388
9	Bennett C. Nikkila	130.78	1177	9	395	382
10	Mallory G. Stubbs	122.44	1102	9	374	361
11	Parker W. Roland	122.11	1099	9	377	364
12	Hunter D. Rewinkel	118.83	713	6	358	348
13	Keira R. Walburn	117.22	1055	9	361	348
14	Bella Yendra	116.78	1051	9	353	340
15	Rhyker Dalland	115.11	1036	9	356	343
16	Gage A. Holoubeck	114.33	1029	9	351	338
17	Gavin L. Gibreal	114.00	684	6	351	341
18	Amanda R. Hodges	110.00	330	3	336	329
19	Regan G. Sklenar	100.78	907	9	305	292
20	Brooke J. Dunkel	98.11	883	9	305	292
21	Eoghan M. O'Connor	92.11	829	9	287	274
22	Jake D. Stubbs	92.00	276	3	282	275
23	Macie G. Whitney	91.56	824	9	280	267
24	Rozalyn G. Warrington	84.11	757	9	263	250
25	Arabella H. McKenzie	81.00	486	6	252	242
26	Evie Boness	70.67	636	9	216	203
27	Brooke M. Bengtson	62.11	559	9	197	184
28	Grayson T. Sherman	54.11	487	9	173	160
29	Hunter I. Cool	46.11	415	9	149	136
30	Ryker J. Kidd	45.22	407	9	145	132
31	Greyson B. Wiedel	30.78	277	9	95	82

Hot Shots 2025-26

Big Apple Fun Center

* Bowlers listed must have a minimum of 1 games.

Most Pins Over Average

Name	-----Old-----		Old				---Average Change---				Weekly Over Avg
	Pins	Games	Avg	-1-	-2-	-3-	Total	New	Old	---> +/-	Series Avg +/-
Eoghan M. O'Connor	492	6	82	124	109	104	337	92.11	- 82.00	= 10.11	337 - 246=91
Riley S. Olson	902	6	150	120	192	211	523	158.33	- 150.33	= 8.00	523 - 450=73
Keira R. Walburn	666	6	111	127	128	134	389	117.22	- 111.00	= 6.22	389 - 333=56
Hunter D. Rewinkel	336	3	112	114	117	146	377	118.83	- 112.00	= 6.83	377 - 336=41
Arabella H. McKenzie	224	3	74	93	87	82	262	81.00	- 74.67	= 6.33	262 - 222=40
Gage A. Holoubeck	661	6	110	109	149	110	368	114.33	- 110.17	= 4.17	368 - 330=38
Grayson T. Sherman	301	6	50	54	69	63	186	54.11	- 50.17	= 3.94	186 - 150=36
Bennett C. Nikkila	767	6	127	159	78	173	410	130.78	- 127.83	= 2.94	410 - 381=29
Mallory G. Stubbs	719	6	119	158	125	100	383	122.44	- 119.83	= 2.61	383 - 357=26
Ryker J. Kidd	257	6	42	44	54	52	150	45.22	- 42.83	= 2.39	150 - 126=24
Greyson B. Wiedel	173	6	28	32	31	41	104	30.78	- 28.83	= 1.94	104 - 84=20
Macie G. Whitney	538	6	89	99	118	69	286	91.56	- 89.67	= 1.89	286 - 267=19
Parker W. Roland	721	6	120	115	149	114	378	122.11	- 120.17	= 1.94	378 - 360=18
Hunter I. Cool	267	6	44	52	33	63	148	46.11	- 44.50	= 1.61	148 - 132=16
Evie Boness	416	6	69	79	66	75	220	70.67	- 69.33	= 1.33	220 - 207=13
Bella Yendra	696	6	116	104	161	90	355	116.78	- 116.00	= 0.78	355 - 348=7
Amanda R. Hodges	0	0	110	96	94	140	330	110.00	- 0.00	= 110.00	330 - 330=0
Brooke J. Dunkel	591	6	98	88	81	123	292	98.11	- 98.50	= -0.39	292 - 294=-2
Weston R. Sklenar	997	6	166	171	158	165	494	165.67	- 166.17	= -0.50	494 - 498=-4
Trevin J. Graham	801	6	133	129	134	124	387	132.00	- 133.50	= -1.50	387 - 399=-12
Brooke M. Bengtson	385	6	64	60	64	50	174	62.11	- 64.17	= -2.06	174 - 192=-18
Rozalyn G. Warrington	519	6	86	77	75	86	238	84.11	- 86.50	= -2.39	238 - 258=-20
Kellen R. Mauler	902	6	150	152	138	140	430	148.00	- 150.33	= -2.33	430 - 450=-20
Landon C. Kidd	1066	6	177	172	181	152	505	174.56	- 177.67	= -3.11	505 - 531=-26
Madison L. Whitney	808	6	134	115	137	123	375	131.44	- 134.67	= -3.22	375 - 402=-27
Gavin W. Dickey	817	6	136	129	100	140	369	131.78	- 136.17	= -4.39	369 - 408=-39
Rhyker Dalland	723	6	120	82	117	114	313	115.11	- 120.50	= -5.39	313 - 360=-47
Regan G. Sklenar	646	6	107	97	61	103	261	100.78	- 107.67	= -6.89	261 - 321=-60
Fulton F. Moyer	1045	6	174	105	118	178	401	160.67	- 174.17	= -13.50	401 - 522=-121

Hot Shots 2025-26

Big Apple Fun Center

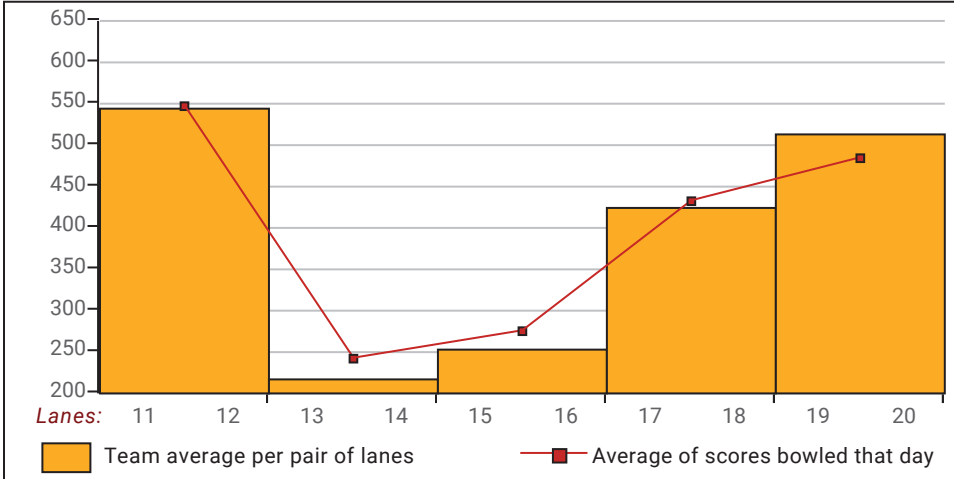
This report is for scores bowled September 16 which is Week 3 of 24

This Week's Statistics

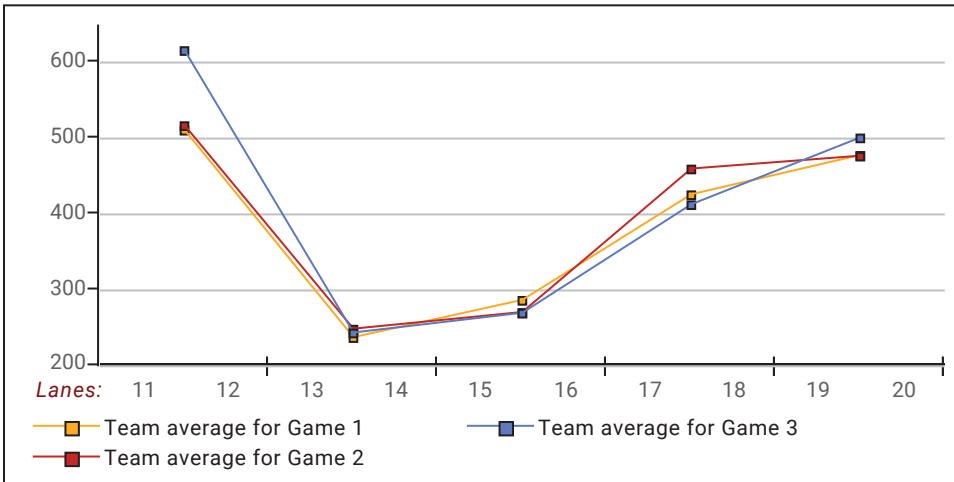
	Over All	Men	Women	Boys	Girls
How many people bowled	29	0	2	17	10
Number of games bowled	87	0	6	51	30
Actual average of week's scores	108.56	0.00	127.33	115.29	93.37
How many games above average	45	0	4	29	12
How many games below average	39	0	2	21	16
Pins above/below average per game	0.74	0.00	4.83	2.29	-2.73
How many people raised average	16	--	1	10	5
by this amount	3.94	0.00	6.22	4.39	2.59
How many people went down	13	--	1	7	5
by this amount	-5.74	0.00	-3.22	-4.39	-8.14
League average before bowling	108.22	0.00	122.83	113.37	96.53
League average after bowling	107.82	0.00	124.33	114.15	93.76
Change in league average	-0.40	0.00	1.50	0.77	-2.78
800s	--	--	--	--	--
775s	--	--	--	--	--
750s	--	--	--	--	--
725s	--	--	--	--	--
700s	--	--	--	--	--
675s	--	--	--	--	--
650s	--	--	--	--	--
625s	--	--	--	--	--
600s	--	--	--	--	--
575s	--	--	--	--	--
550s	--	--	--	--	--
525s	--	--	--	--	--
500s	2	--	--	2	--
475s	1	--	--	1	--
450s	--	--	--	--	--
425s	1	--	--	1	--
400s	2	--	--	2	--
below 400	23	--	2	11	10
300s	--	--	--	--	--
275s	--	--	--	--	--
250s	--	--	--	--	--
225s	--	--	--	--	--
200s	1	--	--	1	--
175s	3	--	--	3	--
150s	10	--	--	8	2
125s	15	--	4	9	2
100s	23	--	2	16	5
below 100	35	--	--	14	21

This report is for scores bowled September 16 which is Week 3 of 24

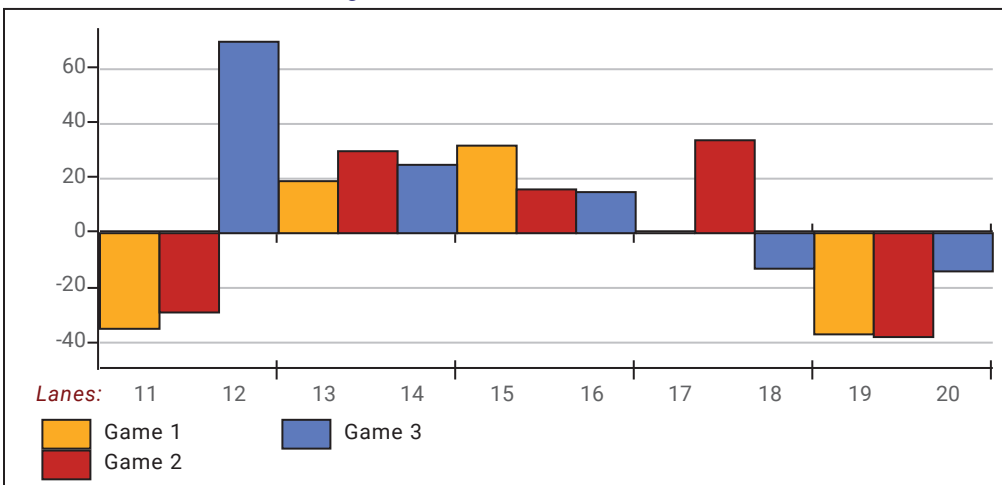
Team Average vs Avg of Scores



Average of Scores for Each Game

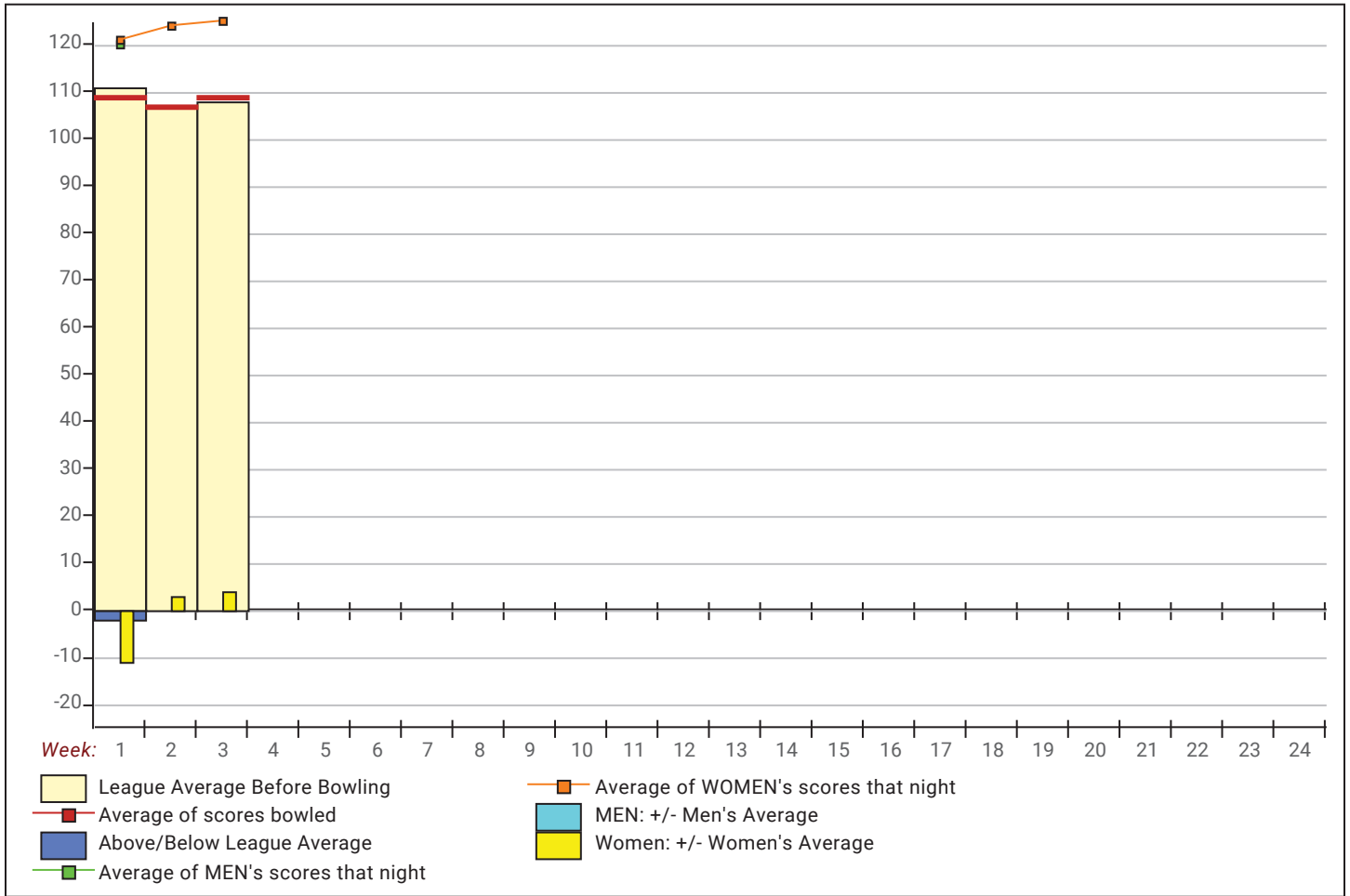


Amount Over/Under Team Average



This report is for scores bowled September 16 which is Week 3 of 24

League Average Week-by-Week



League Average Statistics for Last Week

	League	Right Hand	Left Hand
League Average Before Bowling	108.22	108.22	
Average of scores bowled that night	108.56	108.56	
New League Average After Bowling	107.82	107.82	
Change in League Average	-.40	-.40	
People Who Bowled Over Average	16	16	
People Who Bowled Under Average	13	13	
Average Amount of Series Over Avg	34.19	34.19	
Average Amount of Series Under Avg	-37.15	-37.15	
Difference Avg, NiteAvg	.74	.74	
Number of Bowlers	29	29	
Number of Games Bowled	87	87	
People Who Raised Their Average	16	16	
Raised By an Average of This Amount	3.94	3.94	
People Who Lowered Their Average	13	13	
Lowered By an Average of This Amou	-5.74	-5.74	
Number of Games Bowled Over Avera	45	45	
Number of Games Bowled Under Avera	39	39	

Note: Averages are based only on people who bowled.

Press Release -- 9/24/2025

9/16/2025 Week 3 of 24

Hot Shots 2025-26

Tuesday 6:30 pm

Big Apple Fun Center

Lanes 11 - 20

Team Standings

Place	Team Name	Avg p/gm	Points Won	Points Lost	Year-To-Date WON	Y-T-D LOST
1	Team 7	509	9	3	9	3
2	Team 10	176	8	4	8	4
3	Rhyker Goes First	498	7½	4½	7½	4½
4	Team 8	453	7	5	7	5
5	The Loner +1	455	7	5	7	5
6	Team 2	440	6	6	6	6
7	PBA Young Boy	624	4½	7½	4½	7½
8	Team 1	362	4	8	4	8
9	The 3 Amigos	413	4	8	4	8
10	BYE TEAM		3	9	3	9

*** Although not shown, standings are determined by points only for the current split

Last Week's Top Scores

	Scratch Game	Scratch Series	Handicap Game	Handicap Series
Women	137 Madison Whitney	389 Keira Walburn	223 Keira Walburn	656 Keira Walburn
	134 Keira Walburn	375 Madison Whitney	203 Madison Whitney	573 Madison Whitney
Boys	211 Riley Olson	523 Riley Olson	261 Riley Olson	691 Eoghan O'Connor
	181 Landon Kidd	505 Landon Kidd	246 Bennett Nikkila	673 Riley Olson
	178 Fulton Moyer	494 Weston Sklenar	242 Eoghan O'Connor	641 Hunter Rewinkel
	173 Bennett Nikkila	430 Kellen Mauler	239 Gage Holoubeck	638 Gage Holoubeck
	171 Weston Sklenar	410 Bennett Nikkila	234 Hunter Rewinkel	636 Grayson Sherman
	152 Kellen Mauler	401 Fulton Moyer	229 Parker Roland	629 Bennett Nikkila
	149 Gage Holoubeck	387 Trevin Graham	219 Grayson Sherman	624 Ryker Kidd
	149 Parker Roland	378 Parker Roland	219 Hunter Cool	620 Greyson Wiedel
	146 Hunter Rewinkel	377 Hunter Rewinkel	213 Greyson Wiedel	618 Parker Roland
	140 Gavin Dickey	369 Gavin Dickey	212 Ryker Kidd	616 Hunter Cool
Girls	161 Bella Yendra	383 Mallory Stubbs	245 Bella Yendra	640 Arabella McKenzie
	158 Mallory Stubbs	355 Bella Yendra	239 Mallory Stubbs	626 Mallory Stubbs
	140 Amanda Hodges	330 Amanda Hodges	230 Amanda Hodges	619 Macie Whitney
	123 Brooke Dunkel	292 Brooke Dunkel	229 Macie Whitney	613 Evie Boness
	118 Macie Whitney	286 Macie Whitney	225 Brooke Dunkel	607 Bella Yendra
	103 Regan Sklenar	262 Arabella McKenzie	219 Arabella McKenzie	600 Amanda Hodges
	93 Arabella McKenzie	261 Regan Sklenar	210 Evie Boness	598 Brooke Dunkel
	86 Rozalyn Warrington	238 Rozalyn Warrington	200 Brooke Bengtson	582 Brooke Bengtson
	79 Evie Boness	220 Evie Boness	200 Rozalyn Warrington	580 Rozalyn Warrington
	64 Brooke Bengtson	174 Brooke Bengtson	196 Regan Sklenar	540 Regan Sklenar