9/19/2023 Week 2 of 24

Hot Shots 2023-24

Tuesday 6:30 pm

Big Apple Fun Center

Lanes 13 - 20

President: (___)___-____
Secretary/Treasurer: (___)___-____

Team Standings

Place	Lane	#	Team Name	Points Won	Points Lost	%Won	Pins + HDCP	Scratch Pins	Avg p/gm	High Game	High Sers	HDCP Game	HDCP Sers
1	14	8	Team 8	7	1	87.5	4835	2477	412	444	1250	837	2429
2	16	3	The Big Apple	6	2	75.0	4995	2727	454	505	1455	883	2589
3	11	5	The People's	6	2	75.0	4908	2619	436	459	1369	837	2503
4	12	4	Team 4	6	2	75.0	4828	2608	434	470	1316	840	2426
5	13	1	Lopers	3	5	37.5	4789	3703	617	684	1860	865	2403
6	18	6	The Professional Pros	2	6	25.0	4778	1310	218	239	669	817	2403
7	15	7	Kool	1	7	12.5	4827	1791	298	344	902	844	2425
8	17	2	Bye Team	1	7		0	0		0	0	0	0

Review of Last Week's Bowling.....

Lanes	Team Name	HDCP -1-	HDCP -2-	HDCP -3-	HDCP Total	Last Wk WON		Team Name	HDCP -1-	HDCP -2-	HDCP -3-	HDCP Total	Last Wk WON
19-20	The Professional Pros	800	786	789	2375	0	<--->	Team 8	**801**	**797**	**831**	**2429**	4
13-14	The People's	**837**	**833**	**833**	**2503**	4	<--->	Kool	827	794	804	2425	0
15-16	Bye Team	0	0	0	0	0	<--->	Team 4	**815**	**797**	**814**	**2426**	4
17-18	Lopers	764	792	830	2386	0	<--->	The Big Apple	**883**	**834**	**872**	**2589**	4

Lane Assignments

	11-12	13-14	15-16	17-18
Wk03 09/26	5- 4	1- 8	7- 3	2- 6
Wk04 10/03	3- 6	7- 2	1- 5	8- 4
Wk05 10/10	7- 1	4- 6	3- 8	5- 2

Last Week's Top Scores

Team Scratch Game		Team Scratch Series		Team Handicap Game		Team Handicap Series	
649	Lopers	1843	Lopers	883	The Big Apple	2589	The Big Apple
505	The Big Apple	1455	The Big Apple	837	The People's	2503	The People's
459	The People's	1369	The People's	831	Team 8	2429	Team 8
445	Team 4	1316	Team 4	830	Lopers	2426	Team 4
438	Team 8	1250	Team 8	827	Kool	2425	Kool
315	Kool	889	Kool	815	Team 4	2386	Lopers
222	The Professional Pros	641	The Professional Pros	800	The Professional Pros	2375	The Professional P

	Scratch Game		Scratch Series		Handicap Game		Handicap Series	
Men	204	Justin Hodges	516	Justin Hodges	258	Justin Hodges	678	Justin Hodges
	186	Drey Sanchez	496	Drey Sanchez	190	Drey Sanchez	508	Drey Sanchez
Women	127	Keira Walburn	368	Keira Walburn	194	Keira Walburn	569	Keira Walburn
Boys	177	Weston Sklenar	492	Weston Sklenar	259	Sean Thiems	695	Sean Thiems
	176	Landon Kidd	463	Landon Kidd	245	Fulton Moyer	667	Parker Roland
	154	Sean Thiems	442	Nicolae Sikes	236	Parker Roland	658	Boue Lange
	153	Nicolae Sikes	382	Jeremiah Johnson	234	Jacob Johnson	657	Fulton Moyer
	142	Jacob Johnson	380	Sean Thiems	232	Landon Kidd	648	Weston Sklenar
	139	Jeremiah Johnson	326	Jacob Johnson	230	Rhyker Dalland	647	Rhyker Dalland
	133	Fulton Moyer	321	Fulton Moyer	229	Weston Sklenar	631	Landon Kidd
	120	Turner Johnson	293	Turner Johnson	227	Gavin Jackson	624	Hunter Fuqua
	114	Ryan Fuqua	244	Parker Roland	224	Boue Lange	604	Nicolae Sikes
	111	Gavin Jackson	240	Gavin Jackson	220	Ryan Fuqua	602	Jacob Johnson
Girls	145	Amanda Hodges	381	Amanda Hodges	240	Liz Grupe	703	Liz Grupe
	130	Liz Grupe	373	Liz Grupe	226	Jenna Fuqua-Ayers	654	Jenna Fuqua-Ayers
	123	Bella Yendra	347	Bella Yendra	223	Amanda Hodges	615	Amanda Hodges
	92	Jenna Fuqua-Ayers	252	Jenna Fuqua-Ayers	215	Natalia Calderon	611	Natalia Calderon
	83	Natalia Calderon	215	Natalia Calderon	207	Bella Yendra	599	Bella Yendra

Season High Scores

Team Scratch Game		Team Scratch Series		Team Handicap Game		Team Handicap Series	
684	Lopers	1860	Lopers	883	The Big Apple	2589	The Big Apple
505	The Big Apple	1455	The Big Apple	865	Lopers	2503	The People's
470	Team 4	1369	The People's	844	Kool	2429	Team 8
459	The People's	1316	Team 4	840	Team 4	2426	Team 4
444	Team 8	1250	Team 8	837	The People's	2425	Kool
344	Kool	902	Kool	837	Team 8	2403	Lopers
239	The Professional Pros	669	The Professional Pros	817	The Professional Pros	2403	The Professional P

	Scratch Game		Scratch Series		Handicap Game		Handicap Series	
Men	223	Drey Sanchez	588	Drey Sanchez	258	Justin Hodges	678	Justin Hodges
	204	Justin Hodges	516	Justin Hodges	227	Drey Sanchez	600	Drey Sanchez
Women	147	Keira Walburn	400	Keira Walburn	214	Keira Walburn	601	Keira Walburn
Boys	192	Landon Kidd	492	Weston Sklenar	259	Sean Thiems	695	Sean Thiems
	177	Weston Sklenar	463	Landon Kidd	248	Landon Kidd	667	Parker Roland
	161	Nicolae Sikes	442	Nicolae Sikes	245	Fulton Moyer	658	Boue Lange
	154	Sean Thiems	382	Jeremiah Johnson	236	Parker Roland	657	Fulton Moyer
	142	Jacob Johnson	380	Sean Thiems	234	Jacob Johnson	648	Weston Sklenar
	139	Blayne Johnson	355	Blayne Johnson	230	Rhyker Dalland	647	Rhyker Dalland
	139	Jeremiah Johnson	353	Turner Johnson	229	Weston Sklenar	631	Landon Kidd
	133	Fulton Moyer	326	Jacob Johnson	227	Gavin Jackson	624	Hunter Fuqua
	132	Turner Johnson	321	Fulton Moyer	224	Hunter Fuqua	604	Nicolae Sikes
	114	Ryan Fuqua	283	Ryan Fuqua	224	Boue Lange	602	Jacob Johnson
							602	Turner Johnson
							602	Dylan Ryan
Girls	145	Amanda Hodges	381	Amanda Hodges	241	Natalia Calderon	703	Liz Grupe
	130	Liz Grupe	373	Liz Grupe	240	Liz Grupe	654	Jenna Fuqua-Ayers
	123	Bella Yendra	350	Bella Yendra	226	Jenna Fuqua-Ayers	615	Amanda Hodges
	109	Natalia Calderon	252	Jenna Fuqua-Ayers	223	Amanda Hodges	611	Natalia Calderon
	92	Jenna Fuqua-Ayers	215	Natalia Calderon	207	Bella Yendra	602	Bella Yendra

Team Rosters

1 - Lopers

Name	Avg	HDCP	Pins	Gms	High Game	High Sers	HDCP Game	HDCP Sers	Most Improved Avg +/-	To Raise Avg +1	To Drop Avg -1	Weekly Over Avg Series Avg +/-
Keira R. Walburn	128	72	768	6	147	400	214	601		393	383	368 - 399=-31
Justin M. Hodges	159	41	955	6	204	516	258	678		485	475	516 - 438=78
Landon C. Kidd	149	51	896	6	192	463	248	631		454	444	463 - 432=31
Drey A. Sanchez	180	20	1084	6	223	588	227	600		545	535	496 - 588=-92

2 - Bye Team

3 - The Big Apple

Name	Avg	HDCP	Pins	Gms	High Game	High Sers	HDCP Game	HDCP Sers	Most Improved Avg +/-	To Raise Avg +1	To Drop Avg -1	Weekly Over Avg Series Avg +/-
Bella Yendra	116	84	697	6	123	350	207	602		356	346	347 - 348=-1
Weston R. Sklenar	156	44	937	6	177	492	229	648		476	466	492 - 444=48
Rhyker Dalland	71	129	426	6	93	236	230	647		222	212	236 - 189=47
Sean M. Thiems	111	89	667	6	154	380	259	695		341	331	380 - 285=95

4 - Team 4

Name	Avg	HDCP	Pins	Gms	High Game	High Sers	HDCP Game	HDCP Sers	Most Improved Avg +/-	To Raise Avg +1	To Drop Avg -1	Weekly Over Avg Series Avg +/-
Amanda R. Hodges	124	76	749	6	145	381	223	615		376	366	381 - 366=15
Natalia M. Calderon	69	131	419	6	109	215	241	611		211	201	215 - 204=11
VACANT	120	80	0	0	0	0						
VACANT	120	80	0	0	0	0						

5 - The People's

Name	Avg	HDCP	Pins	Gms	High Game	High Sers	HDCP Game	HDCP Sers	Most Improved Avg +/-	To Raise Avg +1	To Drop Avg -1	Weekly Over Avg Series Avg +/-
Liz L. Grupe	107	93	645	6	130	373	240	703		327	317	373 - 270=103
Fulton F. Moyer	97	103	586	6	133	321	245	657		296	286	321 - 264=57
Turner H. Johnson	107	93	646	6	132	353	215	602		326	316	293 - 351=-58
Jeremiah A. Johnson	127	73	382	3	139	382	212	601		386	379	382 - 381=1

6 - The Professional Pros

Name	Avg	HDCP	Pins	Gms	High Game	High Sers	HDCP Game	HDCP Sers	Most Improved Avg +/-	To Raise Avg +1	To Drop Avg -1	Weekly Over Avg Series Avg +/-
Landon A. Isackson	65	135	394	6	76	210	206	600		200	190	184 - 210=-26
Remington D. Lange	52	148	315	6	60	171	203	600		162	152	144 - 171=-27
Boue H. Lange	53	147	323	6	68	190	224	658		163	153	190 - 132=58
Dylan J. Ryan	51	149	155	3	60	155	209	602		157	150	

7 - Kool

Name	Avg	HDCP	Pins	Gms	High Game	High Sers	HDCP Game	HDCP Sers	Most Improved Avg +/-	To Raise Avg +1	To Drop Avg -1	Weekly Over Avg Series Avg +/-
Ryan A. Fuqua	85	115	510	6	114	283	220	601		264	254	227 - 282=-55
Jenna N. Fuqua-Ayers	75	125	450	6	92	252	226	654		234	224	252 - 198=54
Hunter A. Fuqua	24	176	145	6	44	84	224	624		80	70	84 - 60=24
Jacob M. Johnson	108	92	326	3	142	326	234	602		328	321	326 - 324=2

8 - Team 8

Name	Avg	HDCP	Pins	Gms	High Game	High Sers	HDCP Game	HDCP Sers	Most Improved Avg +/-	To Raise Avg +1	To Drop Avg -1	Weekly Over Avg Series Avg +/-
Nicolae D. Sikes	147	53	882	6	161	442	215	604		450	440	442 - 438=4
Gavin P. Jackson	82	118	493	6	111	253	227	601		254	244	240 - 252=-12
Parker W. Roland	70	130	423	6	95	244	236	667		216	206	244 - 177=67
Blayne A. Johnson	118	82	355	3	139	355	221	601		359	352	

Hot Shots 2023-24

Big Apple Fun Center

Reprint of Scores -- Week 2

Lane 19 ***6 - The Professional Pros*** Week 2 9/19/2023

Name	Old Avg	Old HDCP	-1-	-2-	-3-	Total	HDCP Total
Landon A. Isackson	70	130	64	56	64	184	574
Remington D. Lange	57	143	49	45	50	144	573
Boue H. Lange	44	156	68	66	56	190	658
Dylan J. Ryan	51	149	a41	a41	a41	123	570
			====	====	====	====	====
Scratch Total			222	208	211	641	641
Handicap			578	578	578		1734
Total			800	786	789	641	2375
Team Points Won			0.0	0.0	0.0	0.0	0.0

Lane 20 ***8 - Team 8*** Week 2 9/19/2023

Name	Old Avg	Old HDCP	-1-	-2-	-3-	Total	HDCP Total
Nicolae D. Sikes	146	54	144	153	145	442	604
Gavin P. Jackson	84	116	61	68	111	240	588
Parker W. Roland	59	141	95	75	74	244	667
Blayne A. Johnson	118	82	a108	a108	a108	324	570
			====	====	====	====	====
Scratch Total			**408**	**404**	**438**	**1250**	**1250**
Handicap			393	393	393		1179
Total			**801**	**797**	**831**	**1250**	**2429**
Team Points Won			1.0	1.0	1.0	4.0	4.0

Lane 13 ***5 - The People's*** Week 2 9/19/2023

Name	Old Avg	Old HDCP	-1-	-2-	-3-	Total	HDCP Total
Liz L. Grupe	90	110	130	123	120	373	703
Fulton F. Moyer	88	112	85	133	103	321	657
Turner H. Johnson	117	83	120	80	93	293	542
Jeremiah A. Johnson	127	73	124	119	139	382	601
			====	====	====	====	====
Scratch Total			**459**	**455**	**455**	**1369**	**1369**
Handicap			378	378	378		1134
Total			**837**	**833**	**833**	**1369**	**2503**
Team Points Won			1.0	1.0	1.0	4.0	4.0

Lane 14 ***7 - Kool*** Week 2 9/19/2023

Name	Old Avg	Old HDCP	-1-	-2-	-3-	Total	HDCP Total
Ryan A. Fuqua	94	106	46	67	114	227	545
Jenna N. Fuqua-Ayers	66	134	92	87	73	252	654
Hunter A. Fuqua	20	180	35	28	21	84	624
Jacob M. Johnson	108	92	142	100	84	326	602
			====	====	====	====	====
Scratch Total			315	282	292	889	889
Handicap			512	512	512		1536
Total			827	794	804	889	2425
Team Points Won			0.0	0.0	0.0	0.0	0.0

Lane 15 ***2 - Bye Team*** Week 2 9/19/2023

Name	Old Avg	Old HDCP	-1-	-2-	-3-	Total	HDCP Total
No one bowled							

Lane 16 ***4 - Team 4*** Week 2 9/19/2023

Name	Old Avg	Old HDCP	-1-	-2-	-3-	Total	HDCP Total
Amanda R. Hodges	122	78	122	114	145	381	615
Natalia M. Calderon	68	132	83	73	59	215	611
VACANT	120	80	v120	v120	v120	360	600
VACANT	120	80	v120	v120	v120	360	600
			====	====	====	====	====
Scratch Total			**445**	**427**	**444**	**1316**	**1316**
Handicap			370	370	370		1110
Total			**815**	**797**	**814**	**1316**	**2426**
Team Points Won			1.0	1.0	1.0	4.0	4.0

Lane 17 ***1 - Lopers*** Week 2 9/19/2023

Name	Old Avg	Old HDCP	-1-	-2-	-3-	Total	HDCP Total
Keira R. Walburn	133	67	117	124	127	368	569
Justin M. Hodges	146	54	152	204	160	516	678
Landon C. Kidd	144	56	139	148	176	463	631
Drey A. Sanchez	196	4	175	135	186	496	508
			====	====	====	====	====
Scratch Total			**583**	**611**	**649**	**1843**	**1843**
Handicap			181	181	181		543
Total			764	792	830	**1843**	2386
Team Points Won			0.0	0.0	0.0	0.0	0.0

Lane 18 ***3 - The Big Apple*** Week 2 9/19/2023

Name	Old Avg	Old HDCP	-1-	-2-	-3-	Total	HDCP Total
Bella Yendra	116	84	107	117	123	347	599
Weston R. Sklenar	148	52	173	142	177	492	648
Rhyker Dalland	63	137	71	72	93	236	647
Sean M. Thiems	95	105	154	125	101	380	695
			====	====	====	====	====
Scratch Total			505	456	494	1455	1455
Handicap			378	378	378		1134
Total			**883**	**834**	**872**	1455	**2589**
Team Points Won			1.0	1.0	1.0	4.0	4.0

Hot Shots 2023-24

Big Apple Fun Center

** Bowlers listed must have a minimum of 1 games.*

Change in Average

Name	-----Old----- Pins	Games	Old Avg	-1-	-2-	-3-	Total	---Average Change--- New	-	Old	---> +/-		Weekly Over Avg Series Avg +/-
Natalia M. Calderon	204	3	68	83	73	59	215	69.83	-	68.00	=	1.83	215 - 204=11
Rhyker Dalland	190	3	63	71	72	93	236	71.00	-	63.33	=	7.67	236 - 189=47
Hunter A. Fuqua	61	3	20	35	28	21	84	24.17	-	20.33	=	3.83	84 - 60=24
Ryan A. Fuqua	283	3	94	46	67	114	227	85.00	-	94.33	=	-9.33	227 - 282=-55
Jenna N. Fuqua-Ayers	198	3	66	92	87	73	252	75.00	-	66.00	=	9.00	252 - 198=54
Liz L. Grupe	272	3	90	130	123	120	373	107.50	-	90.67	=	16.83	373 - 270=103
Amanda R. Hodges	368	3	122	122	114	145	381	124.83	-	122.67	=	2.17	381 - 366=15
Justin M. Hodges	439	3	146	152	204	160	516	159.17	-	146.33	=	12.83	516 - 438=78
Landon A. Isackson	210	3	70	64	56	64	184	65.67	-	70.00	=	-4.33	184 - 210=-26
Gavin P. Jackson	253	3	84	61	68	111	240	82.17	-	84.33	=	-2.17	240 - 252=-12
Blayne A. Johnson	355	3	118	a108	a108	a108	324	118.33	-	118.33	=	0.00	
Jacob M. Johnson	0	0	108	142	100	84	326	108.67	-	0.00	=	108.67	326 - 324=2
Jeremiah A. Johnson	0	0	127	124	119	139	382	127.33	-	0.00	=	127.33	382 - 381=1
Turner H. Johnson	353	3	117	120	80	93	293	107.67	-	117.67	=	-10.00	293 - 351=-58
Landon C. Kidd	433	3	144	139	148	176	463	149.33	-	144.33	=	5.00	463 - 432=31
Boue H. Lange	133	3	44	68	66	56	190	53.83	-	44.33	=	9.50	190 - 132=58
Remington D. Lange	171	3	57	49	45	50	144	52.50	-	57.00	=	-4.50	144 - 171=-27
Fulton F. Moyer	265	3	88	85	133	103	321	97.67	-	88.33	=	9.33	321 - 264=57
Parker W. Roland	179	3	59	95	75	74	244	70.50	-	59.67	=	10.83	244 - 177=67
Dylan J. Ryan	155	3	51	a41	a41	a41	123	51.67	-	51.67	=	0.00	
Drey A. Sanchez	588	3	196	175	135	186	496	180.67	-	196.00	=	-15.33	496 - 588=-92
Nicolae D. Sikes	440	3	146	144	153	145	442	147.00	-	146.67	=	0.33	442 - 438=4
Weston R. Sklenar	445	3	148	173	142	177	492	156.17	-	148.33	=	7.83	492 - 444=48
Sean M. Thiems	287	3	95	154	125	101	380	111.17	-	95.67	=	15.50	380 - 285=95
Keira R. Walburn	400	3	133	117	124	127	368	128.00	-	133.33	=	-5.33	368 - 399=-31
Bella Yendra	350	3	116	107	117	123	347	116.17	-	116.67	=	-0.50	347 - 348=-1

Hot Shots 2023-24

Big Apple Fun Center

** Bowlers listed must have a minimum of 1 games.*

High Average Listing

	Name	True Average	Pins	Gms	To Raise Avg +1	To Drop Avg -1
1	Drey A. Sanchez	180.67	1084	6	545	535
2	Justin M. Hodges	159.17	955	6	485	475
3	Weston R. Sklenar	156.17	937	6	476	466
4	Landon C. Kidd	149.33	896	6	454	444
5	Nicolae D. Sikes	147.00	882	6	450	440
6	Keira R. Walburn	128.00	768	6	393	383
7	Jeremiah A. Johnson	127.33	382	3	386	379
8	Amanda R. Hodges	124.83	749	6	376	366
9	Blayne A. Johnson	118.33	355	3	359	352
10	Bella Yendra	116.17	697	6	356	346
11	Sean M. Thiems	111.17	667	6	341	331
12	Jacob M. Johnson	108.67	326	3	328	321
13	Turner H. Johnson	107.67	646	6	326	316
14	Liz L. Grupe	107.50	645	6	327	317
15	Fulton F. Moyer	97.67	586	6	296	286
16	Ryan A. Fuqua	85.00	510	6	264	254
17	Gavin P. Jackson	82.17	493	6	254	244
18	Jenna N. Fuqua-Ayers	75.00	450	6	234	224
19	Rhyker Dalland	71.00	426	6	222	212
20	Parker W. Roland	70.50	423	6	216	206
21	Natalia M. Calderon	69.83	419	6	211	201
22	Landon A. Isackson	65.67	394	6	200	190
23	Boue H. Lange	53.83	323	6	163	153
24	Remington D. Lange	52.50	315	6	162	152
25	Dylan J. Ryan	51.67	155	3	157	150
26	Hunter A. Fuqua	24.17	145	6	80	70

Hot Shots 2023-24

Big Apple Fun Center

** Bowlers listed must have a minimum of 1 games.*

Most Pins Over Average

Name	-----Old----- Pins	Games	Old Avg	-1-	-2-	-3-	Total	---Average Change--- New	-	Old --->	=	+/-	Weekly Over Avg Series Avg +/-
Liz L. Grupe	272	3	90	130	123	120	373	107.50	-	90.67	=	16.83	373 - 270=103
Sean M. Thiems	287	3	95	154	125	101	380	111.17	-	95.67	=	15.50	380 - 285=95
Justin M. Hodges	439	3	146	152	204	160	516	159.17	-	146.33	=	12.83	516 - 438=78
Parker W. Roland	179	3	59	95	75	74	244	70.50	-	59.67	=	10.83	244 - 177=67
Boue H. Lange	133	3	44	68	66	56	190	53.83	-	44.33	=	9.50	190 - 132=58
Fulton F. Moyer	265	3	88	85	133	103	321	97.67	-	88.33	=	9.33	321 - 264=57
Jenna N. Fuqua-Ayers	198	3	66	92	87	73	252	75.00	-	66.00	=	9.00	252 - 198=54
Weston R. Sklenar	445	3	148	173	142	177	492	156.17	-	148.33	=	7.83	492 - 444=48
Rhyker Dalland	190	3	63	71	72	93	236	71.00	-	63.33	=	7.67	236 - 189=47
Landon C. Kidd	433	3	144	139	148	176	463	149.33	-	144.33	=	5.00	463 - 432=31
Hunter A. Fuqua	61	3	20	35	28	21	84	24.17	-	20.33	=	3.83	84 - 60=24
Amanda R. Hodges	368	3	122	122	114	145	381	124.83	-	122.67	=	2.17	381 - 366=15
Natalia M. Calderon	204	3	68	83	73	59	215	69.83	-	68.00	=	1.83	215 - 204=11
Nicolae D. Sikes	440	3	146	144	153	145	442	147.00	-	146.67	=	0.33	442 - 438=4
Jacob M. Johnson	0	0	108	142	100	84	326	108.67	-	0.00	=	108.67	326 - 324=2
Jeremiah A. Johnson	0	0	127	124	119	139	382	127.33	-	0.00	=	127.33	382 - 381=1
Bella Yendra	350	3	116	107	117	123	347	116.17	-	116.67	=	-0.50	347 - 348=-1
Gavin P. Jackson	253	3	84	61	68	111	240	82.17	-	84.33	=	-2.17	240 - 252=-12
Landon A. Isackson	210	3	70	64	56	64	184	65.67	-	70.00	=	-4.33	184 - 210=-26
Remington D. Lange	171	3	57	49	45	50	144	52.50	-	57.00	=	-4.50	144 - 171=-27
Keira R. Walburn	400	3	133	117	124	127	368	128.00	-	133.33	=	-5.33	368 - 399=-31
Ryan A. Fuqua	283	3	94	46	67	114	227	85.00	-	94.33	=	-9.33	227 - 282=-55
Turner H. Johnson	353	3	117	120	80	93	293	107.67	-	117.67	=	-10.00	293 - 351=-58
Drey A. Sanchez	588	3	196	175	135	186	496	180.67	-	196.00	=	-15.33	496 - 588=-92

Hot Shots 2023-24

Big Apple Fun Center

This report is for scores bowled September 19 which is Week 2 of 24

This Week's Statistics

	Over All	Men	Women	Boys	Girls
How many people bowled	24	2	1	16	5
Number of games bowled	72	6	3	48	15
Actual average of week's scores	105.50	168.67	122.67	96.83	104.53
How many games above average	41	3	0	27	11
How many games below average	30	3	3	21	3
Pins above/below average per game	5.54	-2.33	-10.33	5.46	12.13
How many people raised average	15	1	--	10	4
by this amount	8.54	12.83	0.00	8.55	7.46
How many people went down	9	1	1	6	1
by this amount	-7.13	-15.33	-5.33	-7.17	-0.50
League average before bowling	100.29	171.17	133.33	91.71	92.80
League average after bowling	102.96	169.92	128.00	94.36	98.67
Change in league average	2.67	-1.25	-5.33	2.66	5.87
800s	--	--	--	--	--
775s	--	--	--	--	--
750s	--	--	--	--	--
725s	--	--	--	--	--
700s	--	--	--	--	--
675s	--	--	--	--	--
650s	--	--	--	--	--
625s	--	--	--	--	--
600s	--	--	--	--	--
575s	--	--	--	--	--
550s	--	--	--	--	--
525s	--	--	--	--	--
500s	1	1	--	--	--
475s	2	1	--	1	--
450s	1	--	--	1	--
425s	1	--	--	1	--
400s	--	--	--	--	--
below 400	19	--	1	13	5
300s	--	--	--	--	--
275s	--	--	--	--	--
250s	--	--	--	--	--
225s	--	--	--	--	--
200s	1	1	--	--	--
175s	4	2	--	2	--
150s	5	2	--	3	--
125s	13	1	1	9	2
100s	17	--	2	8	7
below 100	32	--	--	26	6

This report is for scores bowled September 19 which is Week 2 of 24

Team Average vs Avg of Scores

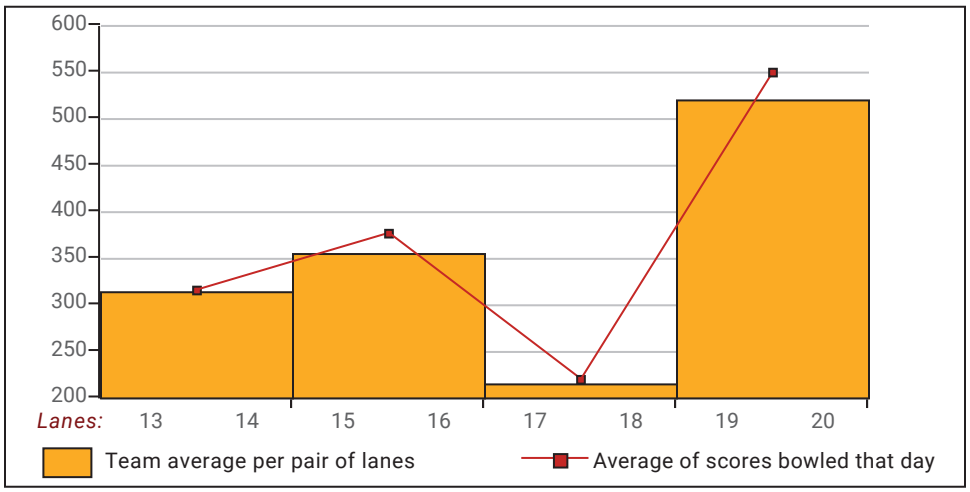

Average of Scores for Each Game

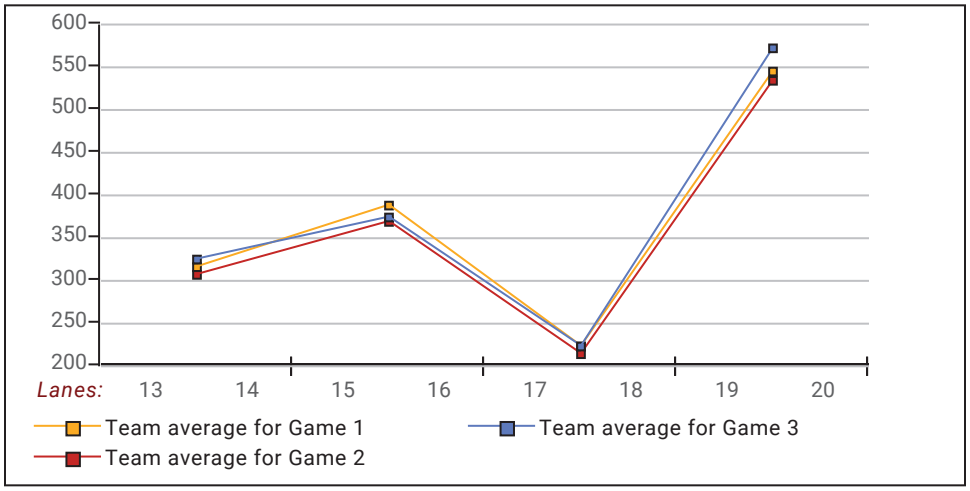

Amount Over/Under Team Average

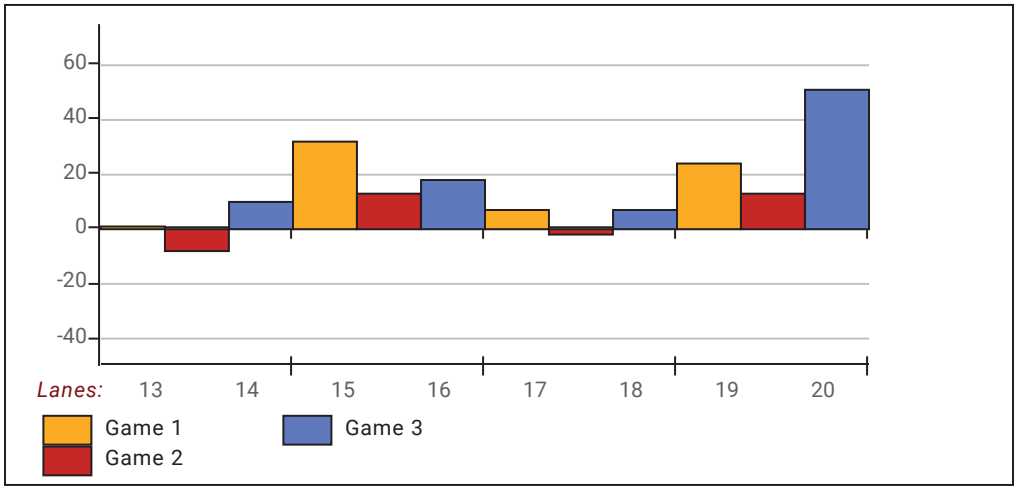

This report is for scores bowled September 19 which is Week 2 of 24

League Average Week-by-Week

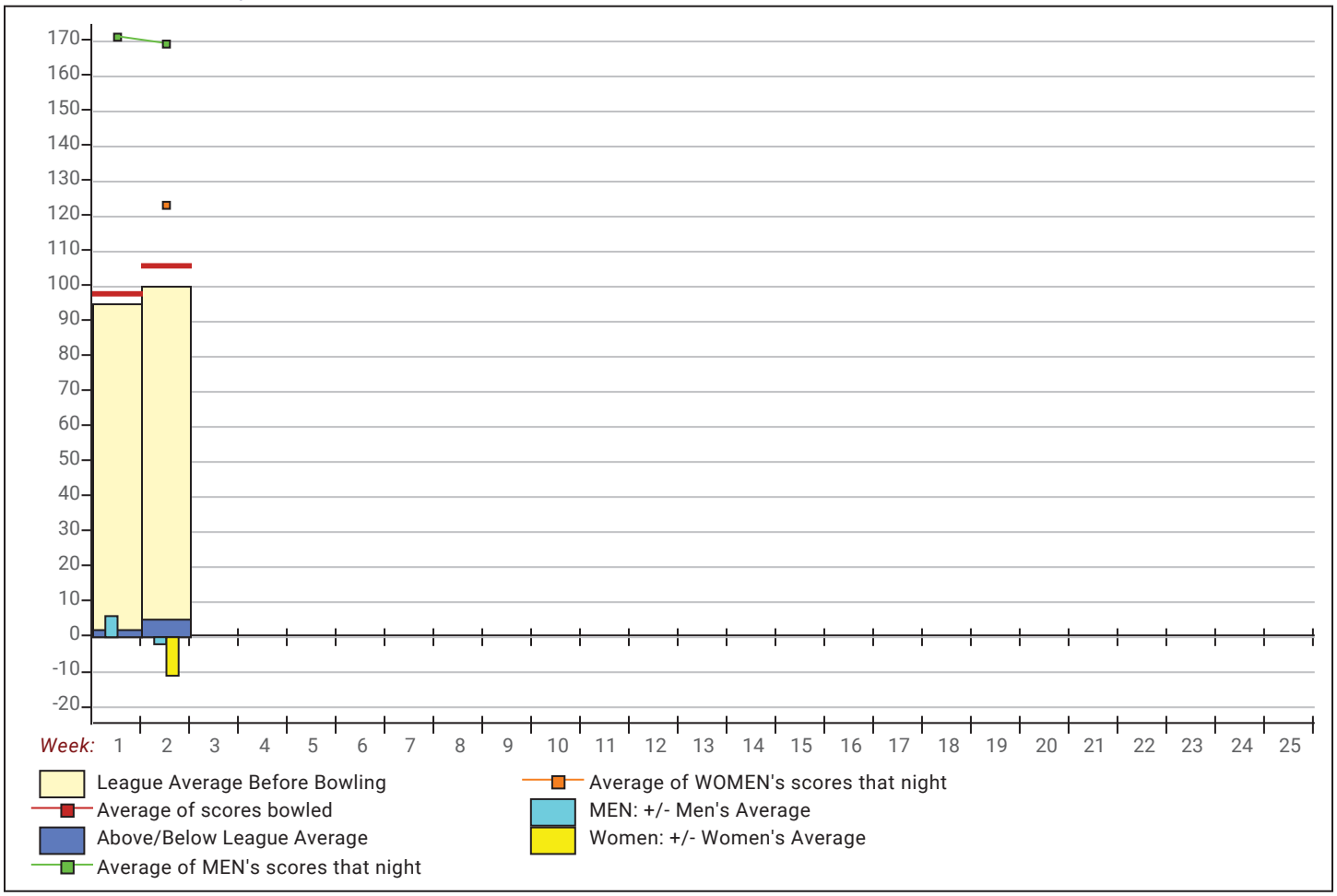

League Average Statistics for Last Week

	League	Right Hand	Left Hand	Men (Lft+Rt)	Women (Lft+Rt)
League Average Before Bowling	100.29	100.29		171.17	133.33
Average of scores bowled that night	105.50	105.50		168.67	122.67
New League Average After Bowling	102.96	102.96		169.92	128.00
Change in League Average	2.67	2.67		-1.25	-5.33
People Who Bowled Over Average	15	15		1	
People Who Bowled Under Average	9	9		1	1
Average Amount of Series Over Avg	49.27	49.27		78.00	
Average Amount of Series Under Avg	-37.78	-37.78		-92.00	-31.00
Difference Avg, NiteAvg	5.54	5.54		-2.33	-10.33
Number of Bowlers	24	24		2	1
Number of Games Bowled	72	72		6	3
People Who Raised Their Average	15	15		1	
Raised By an Average of This Amount	8.54	8.54		12.83	
People Who Lowered Their Average	9	9		1	1
Lowered By an Average of This Amou	-7.13	-7.13		-15.33	-5.33
Number of Games Bowled Over Avera	41	41		3	
Number of Games Bowled Under Avera	30	30		3	3

Note: Averages are based only on people who bowled.

Press Release -- 9/20/2023

9/19/2023 Week 2 of 24

Hot Shots 2023-24

Tuesday 6:30 pm

Big Apple Fun Center

Lanes 13 - 20

Team Standings

Place	Team Name	Avg p/gm	Points Won	Points Lost	Year-To-Date WON	Y-T-D LOST
1	Team 8	412	7	1	7	1
2	The Big Apple	454	6	2	6	2
3	The People's	436	6	2	6	2
4	Team 4	434	6	2	6	2
5	Lopers	617	3	5	3	5
6	The Professional Pros	218	2	6	2	6
7	Kool	298	1	7	1	7
8	Bye Team		1	7	1	7

*** Although not shown, standings are determined by points only for the current split

Last Week's Top Scores

	Scratch Game		Scratch Series		Handicap Game		Handicap Series	
Men	204	Justin Hodges	516	Justin Hodges	258	Justin Hodges	678	Justin Hodges
	186	Drey Sanchez	496	Drey Sanchez	190	Drey Sanchez	508	Drey Sanchez
Women	127	Keira Walburn	368	Keira Walburn	194	Keira Walburn	569	Keira Walburn
Boys	177	Weston Sklenar	492	Weston Sklenar	259	Sean Thiems	695	Sean Thiems
	176	Landon Kidd	463	Landon Kidd	245	Fulton Moyer	667	Parker Roland
	154	Sean Thiems	442	Nicolae Sikes	236	Parker Roland	658	Boue Lange
	153	Nicolae Sikes	382	Jeremiah Johnson	234	Jacob Johnson	657	Fulton Moyer
	142	Jacob Johnson	380	Sean Thiems	232	Landon Kidd	648	Weston Sklenar
	139	Jeremiah Johnson	326	Jacob Johnson	230	Rhyker Dalland	647	Rhyker Dalland
	133	Fulton Moyer	321	Fulton Moyer	229	Weston Sklenar	631	Landon Kidd
	120	Turner Johnson	293	Turner Johnson	227	Gavin Jackson	624	Hunter Fuqua
	114	Ryan Fuqua	244	Parker Roland	224	Boue Lange	604	Nicolae Sikes
	111	Gavin Jackson	240	Gavin Jackson	220	Ryan Fuqua	602	Jacob Johnson
Girls	145	Amanda Hodges	381	Amanda Hodges	240	Liz Grupe	703	Liz Grupe
	130	Liz Grupe	373	Liz Grupe	226	Jenna Fuqua-Ayers	654	Jenna Fuqua-Ayers
	123	Bella Yendra	347	Bella Yendra	223	Amanda Hodges	615	Amanda Hodges
	92	Jenna Fuqua-Ayers	252	Jenna Fuqua-Ayers	215	Natalia Calderon	611	Natalia Calderon
	83	Natalia Calderon	215	Natalia Calderon	207	Bella Yendra	599	Bella Yendra