

# Hot Shots 2025-26

Tuesday 6:30 pm

## Big Apple Fun Center

Lanes 11 - 20

President: Robbie Samuelson (308)238-3529  
 Secretary/Treasurer: Kim Hodges (308)293-7824

### Team Standings

Place	#	Team Name	Points Won	Points Lost	%Won	Pins + HDCP	Scratch Pins	Avg p/gm	High Game	High Sers	HDCP Game	HDCP Sers
1	10	Team 10	3	1	75.0	2406	507	169	200	507	833	2406
2	3	The 3 Amigos	3	1	75.0	2405	1259	419	437	1259	819	2405
3	1	Team 1	3	1	75.0	2403	1194	398	419	1194	822	2403
4	6	Rhyker Goes First	2½	1½	62.5	2404	1489	496	543	1489	848	2404
5	7	Team 7	2	2	50.0	2403	1503	501	561	1503	861	2403
6	8	Team 8	2	2	50.0	2402	1334	444	452	1334	808	2402
7	5	PBA Young Boy	1½	2½	37.5	2404	1906	635	665	1906	831	2404
8	2	Team 2	1	3	25.0	2402	1349	449	498	1349	849	2402
9	4	The Loner +1	1	3	25.0	2402	1241	413	424	1241	811	2402
10	9	BYE TEAM	1	3		0	0		0	0	0	0

### Review of Last Week's Bowling.....

Lanes	Team Name	HDCP -1-	HDCP -2-	HDCP -3-	HDCP Total	Last Wk WON	Team Name	HDCP -1-	HDCP -2-	HDCP -3-	HDCP Total	Last Wk WON
11-12	Team 1	801	780	822	2403	3	<---> Team 2	742	849	811	2402	1
13-14	The 3 Amigos	782	819	804	2405	3	<---> The Loner +1	804	811	787	2402	1
15-16	PBA Young Boy	781	792	831	2404	1½	<---> Rhyker Goes First	796	848	760	2404	2½
17-18	Team 7	758	784	861	2403	2	<---> Team 8	803	808	791	2402	2
19-20	BYE TEAM	0	0	0	0	1	<---> Team 10	815	758	833	2406	3

### Lane Assignments

	11-12	13-14	15-16	17-18	19-20
Wk02 09/09	7- 3	1- 6	2- 9	5- 10	8- 4
Wk03 09/16	4- 5	9- 8	10- 1	3- 2	6- 7
Wk04 09/23	9- 1	5- 3	4- 7	8- 6	10- 2

### Last Week's Top Scores

	Team Scratch Game	Team Scratch Series	Team Handicap Game	Team Handicap Series
	665 PBA Young Boy	1906 PBA Young Boy	861 Team 7	2406 Team 10
	561 Team 7	1503 Team 7	849 Team 2	2405 The 3 Amigos
	543 Rhyker Goes First	1489 Rhyker Goes First	848 Rhyker Goes First	2404 PBA Young Boy
	498 Team 2	1349 Team 2	833 Team 10	2404 Rhyker Goes First
	452 Team 8	1334 Team 8	831 PBA Young Boy	2403 Team 1
	437 The 3 Amigos	1259 The 3 Amigos	822 Team 1	2403 Team 7
	424 The Loner +1	1241 The Loner +1	819 The 3 Amigos	2402 Team 2
	419 Team 1	1194 Team 1	811 The Loner +1	2402 The Loner +1
	200 Team 10	507 Team 10	808 Team 8	2402 Team 8
	Scratch Game	Scratch Series	Handicap Game	Handicap Series
<b>Women</b>	144 Madison Whitney	404 Madison Whitney	211 Keira Walburn	602 Keira Walburn
	118 Keira Walburn	323 Keira Walburn	210 Madison Whitney	602 Madison Whitney
<b>Boys</b>	227 Landon Kidd	557 Landon Kidd	270 Jake Stubbs	602 Landon Kidd
	192 Fulton Moyer	497 Fulton Moyer	242 Landon Kidd	602 Ryker Kidd
	182 Weston Sklenar	474 Weston Sklenar	241 Gavin Dickey	602 Fulton Moyer
	179 Bennett Nikkila	436 Kellen Mauler	237 Bennett Nikkila	602 Hunter Cool
	175 Gavin Dickey	426 Bennett Nikkila	227 Fulton Moyer	602 Gavin Gibreal
		426 Riley Olson		602 Parker Roland
				602 Gavin Dickey
<b>Girls</b>	140 Mallory Stubbs	371 Bella Yendra	227 Regan Sklenar	602 Macie Whitney
	134 Bella Yendra	371 Mallory Stubbs	217 Mallory Stubbs	602 Bella Yendra
	126 Regan Sklenar	298 Regan Sklenar	211 Bella Yendra	602 Mallory Stubbs
	107 Macie Whitney	296 Macie Whitney	209 Macie Whitney	601 Evie Boness
	105 Brooke Dunkel	291 Brooke Dunkel	208 Brooke Dunkel	601 Regan Sklenar
			208 Rozalyn Warrington	601 Rozalyn Warrington

**Season High Scores**

<u>Team Scratch Game</u>		<u>Team Scratch Series</u>		<u>Team Handicap Game</u>		<u>Team Handicap Series</u>	
665	PBA Young Boy	1906	PBA Young Boy	861	Team 7	2406	Team 10
561	Team 7	1503	Team 7	849	Team 2	2405	The 3 Amigos
543	Rhyker Goes First	1489	Rhyker Goes First	848	Rhyker Goes First	2404	PBA Young Boy
498	Team 2	1349	Team 2	833	Team 10	2404	Rhyker Goes First
452	Team 8	1334	Team 8	831	PBA Young Boy	2403	Team 1
437	The 3 Amigos	1259	The 3 Amigos	822	Team 1	2403	Team 7
424	The Loner +1	1241	The Loner +1	819	The 3 Amigos	2402	Team 2
419	Team 1	1194	Team 1	811	The Loner +1	2402	The Loner +1
200	Team 10	507	Team 10	808	Team 8	2402	Team 8
<u>Scratch Game</u>		<u>Scratch Series</u>		<u>Handicap Game</u>		<u>Handicap Series</u>	
<b>Women</b>	144 Madison Whitney	404	Madison Whitney	211	Keira Walburn	602	Keira Walburn
	118 Keira Walburn	323	Keira Walburn	210	Madison Whitney	602	Madison Whitney
<b>Boys</b>	227 Landon Kidd	557	Landon Kidd	270	Jake Stubbs	602	Landon Kidd
	192 Fulton Moyer	497	Fulton Moyer	242	Landon Kidd	602	Ryker Kidd
	182 Weston Sklenar	474	Weston Sklenar	241	Gavin Dickey	602	Fulton Moyer
	179 Bennett Nikkila	436	Kellen Mauler	237	Bennett Nikkila	602	Hunter Cool
	175 Gavin Dickey	426	Bennett Nikkila	227	Fulton Moyer	602	Gavin Gibreal
		426	Riley Olson			602	Parker Roland
						602	Gavin Dickey
<b>Girls</b>	140 Mallory Stubbs	371	Bella Yendra	227	Regan Sklenar	602	Macie Whitney
	134 Bella Yendra	371	Mallory Stubbs	217	Mallory Stubbs	602	Bella Yendra
	126 Regan Sklenar	298	Regan Sklenar	211	Bella Yendra	602	Mallory Stubbs
	107 Macie Whitney	296	Macie Whitney	209	Macie Whitney	601	Evie Boness
	105 Brooke Dunkel	291	Brooke Dunkel	208	Brooke Dunkel	601	Regan Sklenar
				208	Rozalyn Warrington	601	Rozalyn Warrington

**Team Rosters**

**1 - Team 1**

<u>Name</u>	<u>Avg</u>	<u>HDCP</u>	<u>Pins</u>	<u>Gms</u>	<u>High Game</u>	<u>High Sers</u>	<u>HDCP Game</u>	<u>HDCP Sers</u>	<u>0's</u>	<u>100's</u>	<u>200's</u>	<u>0's</u>	<u>400's</u>	<u>500's</u>
Mallory G. Stubbs	123	77	371	3	140	371	217	602	--	3	--	1	--	--
Rozalyn G. Warrington	89	111	268	3	97	268	208	601	3	--	--	1	--	--
Brooke M. Bengtson	65	135	195	3	67	195	202	600	3	--	--	1	--	--
VACANT	120	80	360	3	120	360	200	600	--	3	--	1	--	--

**2 - Team 2**

<u>Name</u>	<u>Avg</u>	<u>HDCP</u>	<u>Pins</u>	<u>Gms</u>	<u>High Game</u>	<u>High Sers</u>	<u>HDCP Game</u>	<u>HDCP Sers</u>	<u>0's</u>	<u>100's</u>	<u>200's</u>	<u>0's</u>	<u>400's</u>	<u>500's</u>
Gavin L. Gibreal	125	75	377	3	151	377	226	602	--	3	--	1	--	--
Gage A. Holoubeck	112	88	336	3	122	336	210	600	--	3	--	1	--	--
Jake D. Stubbs	92	108	276	3	162	276	270	600	2	1	--	1	--	--
VACANT	120	80	360	3	120	360	200	600	--	3	--	1	--	--

**3 - The 3 Amigos**

<u>Name</u>	<u>Avg</u>	<u>HDCP</u>	<u>Pins</u>	<u>Gms</u>	<u>High Game</u>	<u>High Sers</u>	<u>HDCP Game</u>	<u>HDCP Sers</u>	<u>0's</u>	<u>100's</u>	<u>200's</u>	<u>0's</u>	<u>400's</u>	<u>500's</u>
Macie G. Whitney	98	102	296	3	107	296	209	602	2	1	--	1	--	--
Evie Boness	66	134	199	3	73	199	207	601	3	--	--	1	--	--
Madison L. Whitney	134	66	404	3	144	404	210	602	--	3	--	--	1	--
VACANT	120	80	0	0	0	0			--	--	--	--	--	--

**4 - The Loner +1**

<u>Name</u>	<u>Avg</u>	<u>HDCP</u>	<u>Pins</u>	<u>Gms</u>	<u>High Game</u>	<u>High Sers</u>	<u>HDCP Game</u>	<u>HDCP Sers</u>	<u>0's</u>	<u>100's</u>	<u>200's</u>	<u>0's</u>	<u>400's</u>	<u>500's</u>
Keira R. Walburn	107	93	323	3	118	323	211	602	1	2	--	1	--	--
Amanda R. Hodges	0	0	0	0	0	0			--	--	--	--	--	--
VACANT	120	80	0	0	0	0			--	--	--	--	--	--
VACANT	120	80	0	0	0	0			--	--	--	--	--	--

Hot Shots 2025-26

5 - PBA Young Boy

<u>Name</u>	<u>Avg</u>	<u>HDCP</u>	<u>Pins</u>	<u>Gms</u>	<u>High Game</u>	<u>High Sers</u>	<u>HDCP Game</u>	<u>HDCP Sers</u>	<u>0's</u>	<u>100's</u>	<u>200's</u>	<u>0's</u>	<u>400's</u>	<u>500's</u>
Landon C. Kidd	185	15	557	3	227	557	242	602	--	2	1	--	--	1
Fulton F. Moyer	165	35	497	3	192	497	227	602	--	3	--	--	1	--
Riley S. Olson	142	58	426	3	162	426	220	600	--	3	--	--	1	--
Bennett C. Nikkila	142	58	426	3	179	426	237	600	--	3	--	--	1	--

6 - Rhyker Goes First

<u>Name</u>	<u>Avg</u>	<u>HDCP</u>	<u>Pins</u>	<u>Gms</u>	<u>High Game</u>	<u>High Sers</u>	<u>HDCP Game</u>	<u>HDCP Sers</u>	<u>0's</u>	<u>100's</u>	<u>200's</u>	<u>0's</u>	<u>400's</u>	<u>500's</u>
Rhyker Dalland	115	85	346	3	122	346	207	601	--	3	--	1	--	--
Bella Yendra	123	77	371	3	134	371	211	602	--	3	--	1	--	--
Regan G. Sklenar	99	101	298	3	126	298	227	601	1	2	--	1	--	--
Weston R. Sklenar	158	42	474	3	182	474	224	600	--	3	--	--	1	--

7 - Team 7

<u>Name</u>	<u>Avg</u>	<u>HDCP</u>	<u>Pins</u>	<u>Gms</u>	<u>High Game</u>	<u>High Sers</u>	<u>HDCP Game</u>	<u>HDCP Sers</u>	<u>0's</u>	<u>100's</u>	<u>200's</u>	<u>0's</u>	<u>400's</u>	<u>500's</u>
Kellen R. Mauler	145	55	436	3	158	436	213	601	--	3	--	--	1	--
Brooke Dunkel	97	103	291	3	105	291	208	600	2	1	--	1	--	--
Gavin W. Dickey	134	66	404	3	175	404	241	602	--	3	--	--	1	--
Trevin J. Graham	124	76	372	3	131	372	207	600	--	3	--	1	--	--

8 - Team 8

<u>Name</u>	<u>Avg</u>	<u>HDCP</u>	<u>Pins</u>	<u>Gms</u>	<u>High Game</u>	<u>High Sers</u>	<u>HDCP Game</u>	<u>HDCP Sers</u>	<u>0's</u>	<u>100's</u>	<u>200's</u>	<u>0's</u>	<u>400's</u>	<u>500's</u>
Eoghan M. O'Connor	89	111	267	3	107	267	218	600	2	1	--	1	--	--
Parker W. Roland	115	85	347	3	132	347	217	602	--	3	--	1	--	--
VACANT	120	80	0	0	0	0			--	--	--	--	--	--
VACANT	120	80	0	0	0	0			--	--	--	--	--	--

9 - BYE TEAM

10 - Team 10

<u>Name</u>	<u>Avg</u>	<u>HDCP</u>	<u>Pins</u>	<u>Gms</u>	<u>High Game</u>	<u>High Sers</u>	<u>HDCP Game</u>	<u>HDCP Sers</u>	<u>0's</u>	<u>100's</u>	<u>200's</u>	<u>0's</u>	<u>400's</u>	<u>500's</u>
Ryker J. Kidd	39	161	119	3	49	119	210	602	3	--	--	1	--	--
Hunter I. Cool	52	148	158	3	69	158	217	602	3	--	--	1	--	--
Grayson T. Sherman	47	153	142	3	55	142	208	601	3	--	--	1	--	--
Greyson B. Wiedel	29	171	88	3	46	88	217	601	3	--	--	1	--	--

# Hot Shots 2025-26

## Big Apple Fun Center Reprint of Scores -- Week 1

### Lane 11 1 - Team 1 Week 1 9/2/2025

Name	Old Avg	Old HDCP	-1-	-2-	-3-	Total	HDCP Total
Mallory G. Stubbs	123	77	117	114	140	371	602
Rozalyn G. Warrington	89	111	97	76	95	268	601
Brooke M. Bengtson	65	135	64	67	64	195	600
VACANT	120	80	120	120	120	360	600
			====	====	====	====	====
Scratch Total			398	377	419	1194	1194
Handicap			403	403	403		1209
Total			801	780	822	1194	2403
Team Points Won			1.0	0.0	1.0	3.0	3.0

### Lane 12 2 - Team 2 Week 1 9/2/2025

Name	Old Avg	Old HDCP	-1-	-2-	-3-	Total	HDCP Total
Gavin L. Gibreal	125	75	116	110	151	377	602
Gage A. Holoubeck	112	88	122	106	108	336	600
Jake D. Stubbs	92	108	33	162	81	276	600
VACANT	120	80	120	120	120	360	600
			====	====	====	====	====
Scratch Total			391	498	460	1349	1349
Handicap			351	351	351		1053
Total			742	849	811	1349	2402
Team Points Won			0.0	1.0	0.0	1.0	1.0

### Lane 13 3 - The 3 Amigos Week 1 9/2/2025

Name	Old Avg	Old HDCP	-1-	-2-	-3-	Total	HDCP Total
Macie G. Whitney	98	102	98	107	91	296	602
Evie Boness	66	134	60	66	73	199	601
Madison L. Whitney	134	66	122	144	138	404	602
VACANT	120	80	v120	v120	v120	360	600
			====	====	====	====	====
Scratch Total			400	437	422	1259	1259
Handicap			382	382	382		1146
Total			782	819	804	1259	2405
Team Points Won			0.0	1.0	1.0	3.0	3.0

### Lane 14 4 - The Loner +1 Week 1 9/2/2025

Name	Old Avg	Old HDCP	-1-	-2-	-3-	Total	HDCP Total
Keira R. Walburn	107	93	111	118	94	323	602
Amanda R. Hodges	66	134	y66	y66	y66	198	600
VACANT	120	80	v120	v120	v120	360	600
VACANT	120	80	v120	v120	v120	360	600
			====	====	====	====	====
Scratch Total			417	424	400	1241	1241
Handicap			387	387	387		1161
Total			804	811	787	1241	2402
Team Points Won			1.0	0.0	0.0	1.0	1.0

### Lane 15 5 - PBA Young Boy Week 1 9/2/2025

Name	Old Avg	Old HDCP	-1-	-2-	-3-	Total	HDCP Total
Landon C. Kidd	185	15	145	185	227	557	602
Fulton F. Moyer	165	35	187	118	192	497	602
Riley S. Olson	142	58	162	144	120	426	600
Bennett C. Nikkila	142	58	121	179	126	426	600
			====	====	====	====	====
Scratch Total			615	626	665	1906	1906
Handicap			166	166	166		498
Total			781	792	831	1906	2404
Team Points Won			0.0	0.0	1.0	1.5	1.5

### Lane 16 6 - Rhyker Goes First Week 1 9/2/2025

Name	Old Avg	Old HDCP	-1-	-2-	-3-	Total	HDCP Total
Rhyker Dalland	115	85	104	122	120	346	601
Bella Yendra	123	77	105	134	132	371	602
Regan G. Sklenar	99	101	126	105	67	298	601
Weston R. Sklenar	158	42	156	182	136	474	600
			====	====	====	====	====
Scratch Total			491	543	455	1489	1489
Handicap			305	305	305		915
Total			796	848	760	1489	2404
Team Points Won			1.0	1.0	0.0	2.5	2.5

Hot Shots 2025-26

Lane 17 7 - Team 7 Week 1 9/2/2025

Name	Old Avg	Old HDCP	-1-	-2-	-3-	Total	HDCP Total
Kellen R. Mauler	145	55	125	153	158	436	601
Brooke Dunkel	97	103	89	105	97	291	600
Gavin W. Dickey	134	66	129	100	175	404	602
Trevin J. Graham	124	76	115	126	131	372	600
			====	====	====	====	====
Scratch Total			458	484	561	1503	1503
Handicap			300	300	300		900
Total			758	784	861	1503	2403
Team Points Won			0.0	0.0	1.0	2.0	2.0

Lane 18 8 - Team 8 Week 1 9/2/2025

Name	Old Avg	Old HDCP	-1-	-2-	-3-	Total	HDCP Total
Eoghan M. O'Connor	89	111	75	107	85	267	600
Parker W. Roland	115	85	132	105	110	347	602
VACANT	120	80	v120	v120	v120	360	600
VACANT	120	80	v120	v120	v120	360	600
			====	====	====	====	====
Scratch Total			447	452	435	1334	1334
Handicap			356	356	356		1068
Total			803	808	791	1334	2402
Team Points Won			1.0	1.0	0.0	2.0	2.0

Lane 19 9 - BYE TEAM Week 1 9/2/2025

Name	Old Avg	Old HDCP	-1-	-2-	-3-	Total	HDCP Total
No one bowled							

Lane 20 10 - Team 10 Week 1 9/2/2025

Name	Old Avg	Old HDCP	-1-	-2-	-3-	Total	HDCP Total
Ryker J. Kidd	39	161	35	35	49	119	602
Hunter I. Cool	52	148	50	39	69	158	602
Grayson T. Sherman	47	153	51	36	55	142	601
Greyson B. Wiedel	29	171	46	15	27	88	601
			====	====	====	====	====
Scratch Total			182	125	200	507	507
Handicap			633	633	633		1899
Total			815	758	833	507	2406
Team Points Won			1.0	0.0	1.0	3.0	3.0

# Hot Shots 2025-26

## Big Apple Fun Center

\* Bowlers listed must have a minimum of 1 games.

### High Average Listing

	<u>Name</u>	<u>True Average</u>	<u>Pins</u>	<u>Gms</u>	<u>To Raise Avg +1</u>	<u>To Drop Avg -1</u>
1	Landon C. Kidd	185.67	557	3	559	552
2	Fulton F. Moyer	165.67	497	3	499	492
3	Weston R. Sklenar	158.00	474	3	480	473
4	Kellen R. Mauler	145.33	436	3	440	433
5	Bennett C. Nikkila	142.00	426	3	432	425
6	Riley S. Olson	142.00	426	3	432	425
7	Madison L. Whitney	134.67	404	3	406	399
8	Gavin W. Dickey	134.67	404	3	406	399
9	Gavin L. Gibreal	125.67	377	3	379	372
10	Trevin J. Graham	124.00	372	3	378	371
11	Bella Yendra	123.67	371	3	373	366
12	Mallory G. Stubbs	123.67	371	3	373	366
13	Parker W. Roland	115.67	347	3	349	342
14	Rhyker Dalland	115.33	346	3	350	343
15	Gage A. Holoubeck	112.00	336	3	342	335
16	Keira R. Walburn	107.67	323	3	325	318
17	Regan G. Sklenar	99.33	298	3	302	295
18	Macie G. Whitney	98.67	296	3	298	291
19	Brooke Dunkel	97.00	291	3	297	290
20	Jake D. Stubbs	92.00	276	3	282	275
21	Rozalyn G. Warrington	89.33	268	3	272	265
22	Eoghan M. O'Connor	89.00	267	3	273	266
23	Evie Boness	66.33	199	3	203	196
24	Brooke M. Bengtson	65.00	195	3	201	194
25	Hunter I. Cool	52.67	158	3	160	153
26	Grayson T. Sherman	47.33	142	3	146	139
27	Ryker J. Kidd	39.67	119	3	121	114
28	Greyson B. Wiedel	29.33	88	3	92	85

# Hot Shots 2025-26

## Big Apple Fun Center

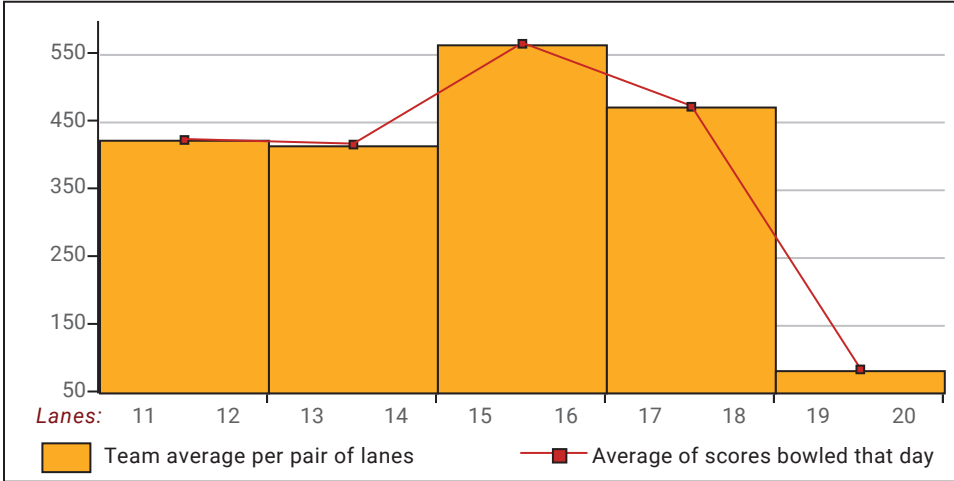
This report is for scores bowled September 2 which is Week 1 of 24

### This Week's Statistics

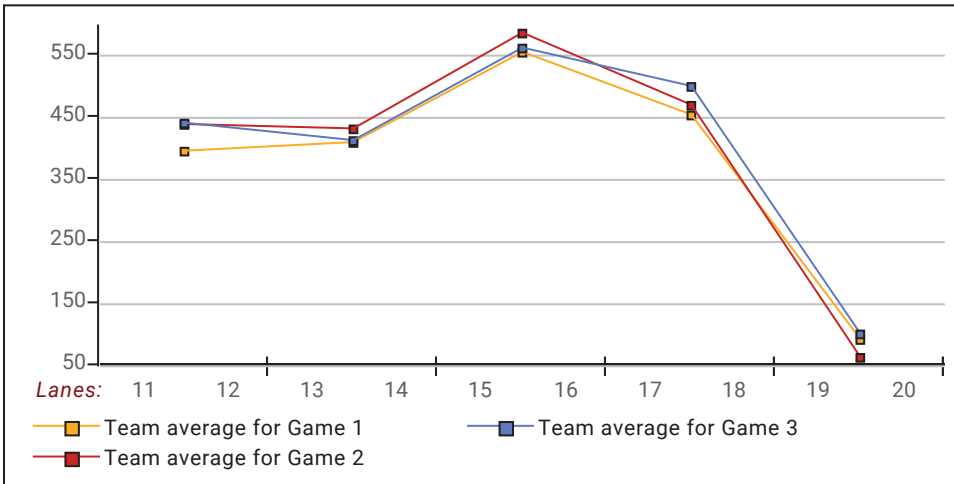
	Over All	Men	Women	Boys	Girls
How many people bowled	30	1	3	18	8
Number of games bowled	90	3	9	54	24
Actual average of week's scores	108.71	120.00	120.78	112.00	95.38
How many games above average	39	0	1	25	13
How many games below average	40	0	5	27	8
Pins above/below average per game	-1.92	0.00	-11.22	-2.89	3.50
How many people raised average	9	--	--	6	3
by this amount	13.93	0.00	0.00	16.44	8.89
How many people went down	11	--	2	9	--
by this amount	-16.88	0.00	-16.83	-16.89	0.00
League average before bowling	110.72	120.00	132.00	114.96	92.04
League average after bowling	108.71	120.00	120.78	112.00	95.38
Change in league average	-2.01	0.00	-11.22	-2.96	3.33
800s	--	--	--	--	--
775s	--	--	--	--	--
750s	--	--	--	--	--
725s	--	--	--	--	--
700s	--	--	--	--	--
675s	--	--	--	--	--
650s	--	--	--	--	--
625s	--	--	--	--	--
600s	--	--	--	--	--
575s	--	--	--	--	--
550s	1	--	--	1	--
525s	--	--	--	--	--
500s	--	--	--	--	--
475s	1	--	--	1	--
450s	1	--	--	1	--
425s	3	--	--	3	--
400s	2	--	1	1	--
below 400	22	1	2	11	8
300s	--	--	--	--	--
275s	--	--	--	--	--
250s	--	--	--	--	--
225s	1	--	--	1	--
200s	--	--	--	--	--
175s	6	--	--	6	--
150s	6	--	--	6	--
125s	15	--	2	9	4
100s	31	3	6	16	6
below 100	31	--	1	16	14

This report is for scores bowled September 2 which is Week 1 of 24

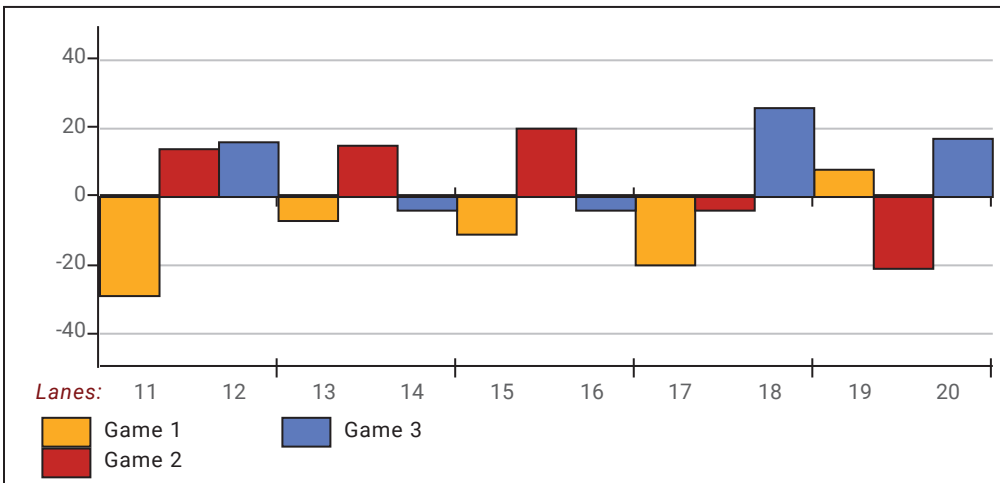
**Team Average vs Avg of Scores**



**Average of Scores for Each Game**

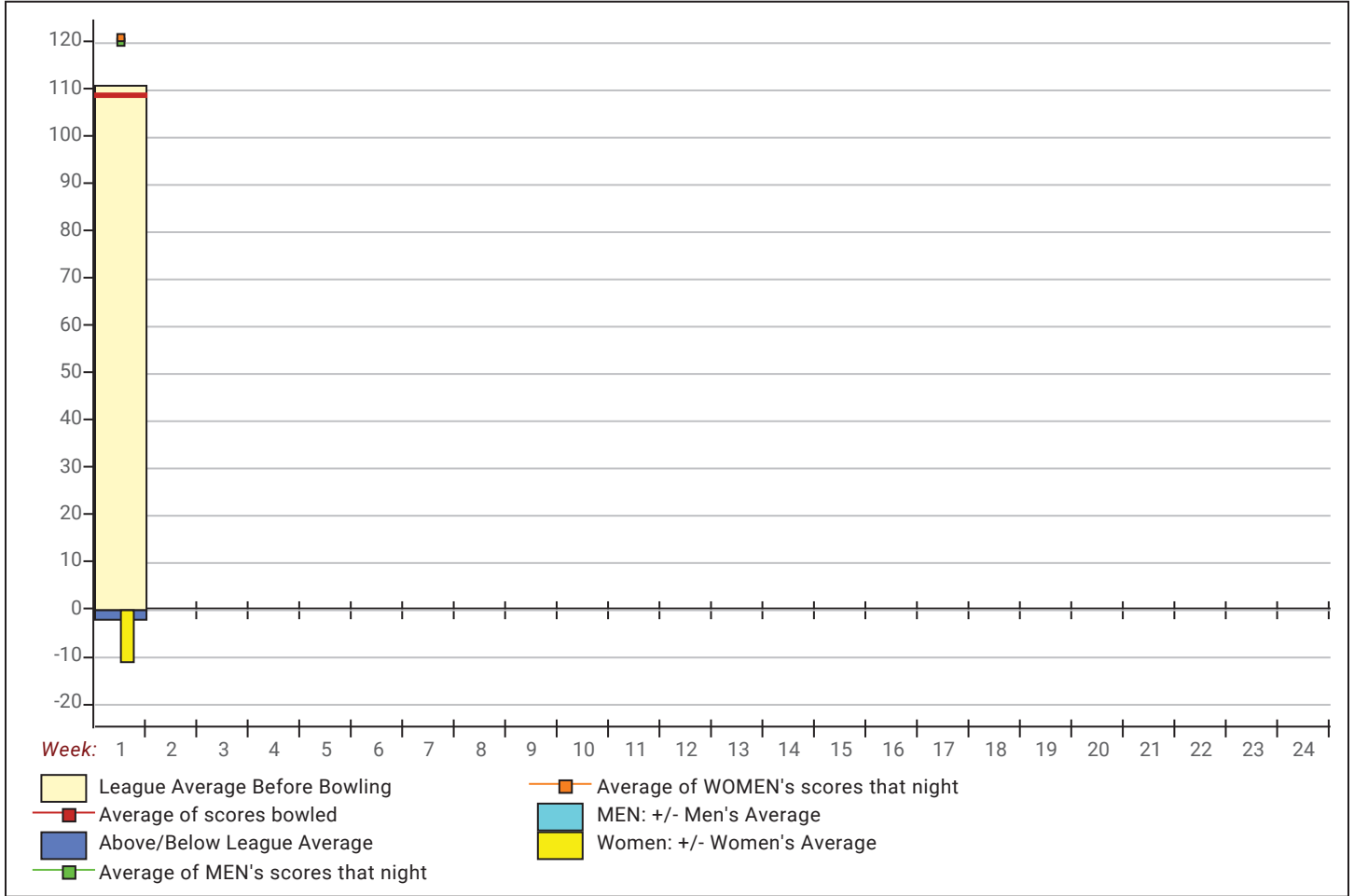


**Amount Over/Under Team Average**



This report is for scores bowled September 2 which is Week 1 of 24

**League Average Week-by-Week**



**League Average Statistics for Last Week**

	League	Right Hand	Left Hand
League Average Before Bowling	110.72	110.72	
Average of scores bowled that night	108.71	108.71	
New League Average After Bowling	108.71	108.71	
Change in League Average	-2.01	-2.01	
People Who Bowled Over Average	9	9	
People Who Bowled Under Average	11	11	
Average Amount of Series Over Avg	41.78	41.78	
Average Amount of Series Under Avg	-50.64	-50.64	
Difference Avg, NiteAvg	-1.92	-1.92	
Number of Bowlers	30	30	
Number of Games Bowled	90	90	
People Who Raised Their Average	9	9	
Raised By an Average of This Amount	13.93	13.93	
People Who Lowered Their Average	11	11	
Lowered By an Average of This Amou	-16.88	-16.88	
Number of Games Bowled Over Avera	39	39	
Number of Games Bowled Under Avera	40	40	

**Note: Averages are based only on people who bowled.**

## Hot Shots 2025-26

Tuesday 6:30 pm

**Big Apple Fun Center**

Lanes 11 - 20

### Team Standings

Place	Team Name	Avg p/gm	Points Won	Points Lost	Year-To-Date WON	Y-T-D LOST
1	Team 10	169	3	1	3	1
2	The 3 Amigos	419	3	1	3	1
3	Team 1	398	3	1	3	1
4	Rhyker Goes First	496	2½	1½	2½	1½
5	Team 7	501	2	2	2	2
6	Team 8	444	2	2	2	2
7	PBA Young Boy	635	1½	2½	1½	2½
8	Team 2	449	1	3	1	3
9	The Loner +1	413	1	3	1	3
10	BYE TEAM		1	3	1	3

\*\*\* Although not shown, standings are determined by points only for the current split

### Last Week's Top Scores

	Scratch Game	Scratch Series	Handicap Game	Handicap Series
<b>Women</b>	144 Madison Whitney	404 Madison Whitney	211 Keira Walburn	602 Keira Walburn
	118 Keira Walburn	323 Keira Walburn	210 Madison Whitney	602 Madison Whitney
<b>Boys</b>	227 Landon Kidd	557 Landon Kidd	270 Jake Stubbs	602 Landon Kidd
	192 Fulton Moyer	497 Fulton Moyer	242 Landon Kidd	602 Ryker Kidd
	182 Weston Sklenar	474 Weston Sklenar	241 Gavin Dickey	602 Fulton Moyer
	179 Bennett Nikkila	436 Kellen Mauler	237 Bennett Nikkila	602 Hunter Cool
	175 Gavin Dickey	426 Bennett Nikkila	227 Fulton Moyer	602 Gavin Gibreal
	162 Riley Olson	426 Riley Olson	226 Gavin Gibreal	602 Parker Roland
	162 Jake Stubbs	404 Gavin Dickey	224 Weston Sklenar	602 Gavin Dickey
	158 Kellen Mauler	377 Gavin Gibreal	220 Riley Olson	601 Rhyker Dalland
	151 Gavin Gibreal	372 Trevin Graham	218 Eoghan O'Connor	601 Grayson Sherman
	132 Parker Roland	347 Parker Roland	217 Greyson Wiedel	601 Greyson Wiedel
		217 Hunter Cool	601 Kellen Mauler	
		217 Parker Roland		
<b>Girls</b>	140 Mallory Stubbs	371 Bella Yendra	227 Regan Sklenar	602 Macie Whitney
	134 Bella Yendra	371 Mallory Stubbs	217 Mallory Stubbs	602 Bella Yendra
	126 Regan Sklenar	298 Regan Sklenar	211 Bella Yendra	602 Mallory Stubbs
	107 Macie Whitney	296 Macie Whitney	209 Macie Whitney	601 Evie Boness
	105 Brooke Dunkel	291 Brooke Dunkel	208 Brooke Dunkel	601 Regan Sklenar
	97 Rozalyn Warrington	268 Rozalyn Warrington	208 Rozalyn Warrington	601 Rozalyn Warrington
	73 Evie Boness	199 Evie Boness	207 Evie Boness	600 Brooke Bengtson
	67 Brooke Bengtson	195 Brooke Bengtson	202 Brooke Bengtson	600 Brooke Dunkel