

Hot Shots 2023-24

Note: This report includes information through April 2 which is Week 23 of 23

Team 8: Team 8

Name	Avg HDCP		Pins Gms		True Average	To Raise Avg +1	High Game	High Sers	HDCP Game	HDCP Sers	Most Improved Avg +/-	
Nicolae D. Sikes	169	31	7609	45	169.09	551	257	669	298	792	152	+17.09
Madison L. Whitney	123	77	2590	21	123.33	386	163	422	244	662	115	+8.33
Parker W. Roland	90	110	6234	69	90.35	318	139	360	252	709	70	+20.35
Kameron E. Ford	119	81	2873	24	119.71	367	166	435	224	600	126	-6.29

Team History

Week No.	Bowling Date	Opp. Team	-1-	-2-	-3-	Total	Avg p/gm	Last Wk WON	Last Wk Lost	Points Won	Points Lost	High Game	High Sers	HDCP Game	HDCP Sers
1	09/12/23	7	366	444	417	1227	409	3	1	3	1	444	1227	837	2406
2	09/19/23	6	408	404	438	1250	412	4	0	7	1	444	1250	837	2429
3	09/26/23	1	407	405	379	1191	407	2	2	9	3	444	1250	837	2429
4	10/03/23	4	457	408	457	1322	415	3	1	12	4	457	1322	842	2477
5	10/10/23	3	390	384	450	1224	414	1	3	13	7	457	1322	842	2477
6	10/17/23	5	396	420	439	1255	414	1	3	14	10	457	1322	842	2477
7	10/24/23	2	470	484	501	1455	424	4	0	18	10	501	1455	877	2583
8	11/07/23	7	401	467	426	1294	425	2	2	20	12	501	1455	877	2583
9	11/14/23	6	480	450	489	1419	431	4	0	24	12	501	1455	877	2583
10	11/21/23	1	433	427	422	1282	430	3	1	27	13	501	1455	877	2583
11	11/28/23	4	430	431	453	1314	431	1	3	28	16	501	1455	877	2583
12	12/05/23	3	528	440	526	1494	436	3	1	31	17	528	1494	885	2583

End of 1st split

13	01/16/24	5	445	447	444	1336	437	0	4	0	4	528	1494	885	2583
14	01/23/24	2	411	430	498	1339	438	4	0	4	4	528	1494	885	2583
15	01/30/24	7	454	486	471	1411	440	1	3	5	7	528	1494	885	2583
16	02/06/24	6	409	447	446	1302	439	0	4	5	11	528	1494	885	2583
17	02/13/24	1	552	514	546	1612	445	4	0	9	11	552	1612	885	2583
18	02/20/24	4	485	484	445	1414	447	0	4	9	15	552	1612	885	2583
19	02/27/24	3	519	503	443	1465	449	2	2	11	17	552	1612	885	2583
20	03/05/24	5	495	512	457	1464	451	0	4	11	21	552	1612	885	2583
21	03/12/24	2	493	499	520	1512	453	4	0	15	21	552	1612	885	2583
22	03/19/24	7	476	567	513	1556	456	1	3	16	24	567	1612	885	2583
23	04/02/24	6	482	525	532	1539	459	3	1	19	25	567	1612	885	2583

End of 2nd split

Note: This report includes information through April 2 which is Week 23 of 23

Nicolae D. Sikes's Bowling Record - Team 8: Team 8

Week No.	Bowling Date	Old Avg	Old HDCP	Old				HDCP Total	HDCP		---Average Change---			High Game	High Sers	HDCP Game	HDCP Sers		
				-1-	-2-	-3-	Total		Total	Pins	Gms	New	Old					---> +/-	
1	09/12/23	146	54	129	161	150	440	602	440	3	146.67	-	0.00	=	146.67	161	440	215	602
2	09/19/23	146	54	144	153	145	442	604	882	6	147.00	-	146.67	=	0.33	161	442	215	604
3	09/26/23	147	53	a137	a137	a137	411	570	882	6	147.00	-	147.00	=	0.00	161	442	215	604
4	10/03/23	147	53	202	147	186	535	694	1417	9	157.44	-	147.00	=	10.44	202	535	255	694
5	10/10/23	157	43	137	126	151	414	543	1831	12	152.58	-	157.44	=	-4.86	202	535	255	694
6	10/17/23	152	48	145	149	170	464	608	2295	15	153.00	-	152.58	=	0.42	202	535	255	694
7	10/24/23	153	47	183	179	201	563	704	2858	18	158.78	-	153.00	=	5.78	202	563	255	704
8	11/07/23	158	42	134	166	143	443	569	3301	21	157.19	-	158.78	=	-1.59	202	563	255	704
9	11/14/23	157	43	181	175	170	526	655	3827	24	159.46	-	157.19	=	2.27	202	563	255	704
10	11/21/23	159	41	a149	a149	a149	447	570	3827	24	159.46	-	159.46	=	0.00	202	563	255	704
11	11/28/23	159	41	a149	a149	a149	447	570	3827	24	159.46	-	159.46	=	0.00	202	563	255	704
12	12/05/23	159	41	233	179	257	669	792	4496	27	166.52	-	159.46	=	7.06	257	669	298	792

End of 1st split

13	01/16/24	166	34	a156	a156	a156	468	570	4496	27	166.52	-	166.52	=	0.00	257	669	298	792
14	01/23/24	166	34	149	146	212	507	609	5003	30	166.77	-	166.52	=	0.25	257	669	298	792
15	01/30/24	166	34	181	176	186	543	645	5546	33	168.06	-	166.77	=	1.29	257	669	298	792
16	02/06/24	168	32	158	168	159	485	581	6031	36	167.53	-	168.06	=	-0.53	257	669	298	792
17	02/13/24	167	33	186	149	196	531	630	6562	39	168.26	-	167.53	=	0.73	257	669	298	792
18	02/20/24	168	32	154	178	153	485	581	7047	42	167.79	-	168.26	=	-0.47	257	669	298	792
19	02/27/24	167	33	191	178	193	562	661	7609	45	169.09	-	167.79	=	1.30	257	669	298	792
20	03/05/24	169	31	a159	a159	a159	477	570	7609	45	169.09	-	169.09	=	0.00	257	669	298	792
21	03/12/24	169	31	a159	a159	a159	477	570	7609	45	169.09	-	169.09	=	0.00	257	669	298	792
22	03/19/24	169	31	a159	a159	a159	477	570	7609	45	169.09	-	169.09	=	0.00	257	669	298	792
23	04/02/24	169	31	a159	a159	a159	477	570	7609	45	169.09	-	169.09	=	0.00	257	669	298	792

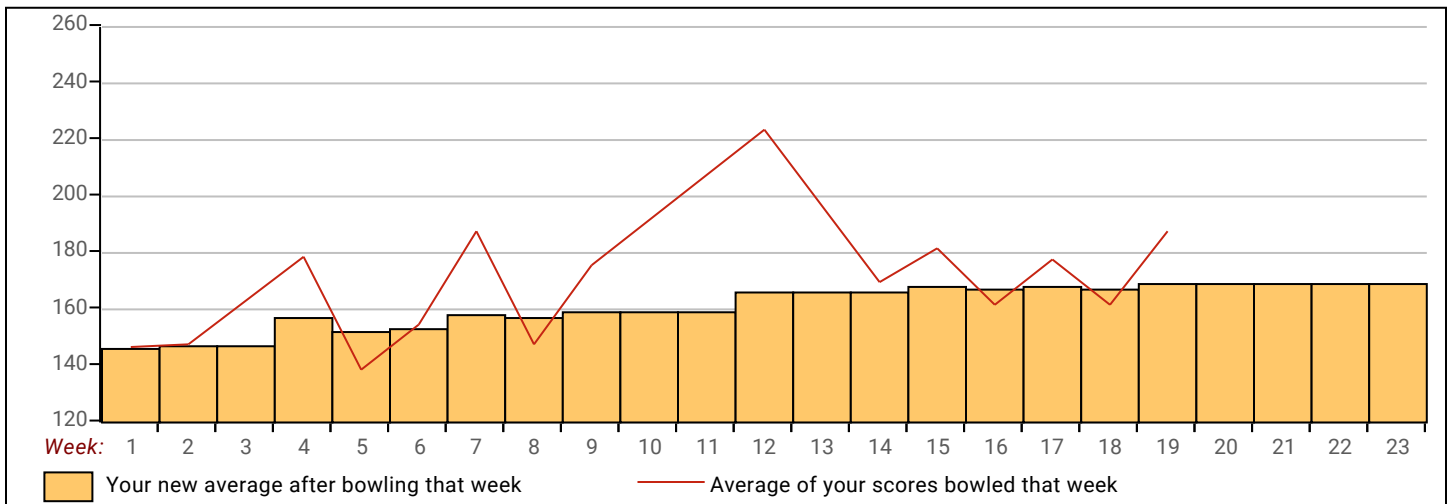
End of 2nd split

<u><100</u>	<u>100's</u>	<u>125's</u>	<u>150's</u>	<u>175's</u>	<u>200's</u>	<u>225's</u>	<u>250's</u>	<u>275's</u>	<u>300's</u>
		13	12	15	3	1	1		
<u><400</u>	<u>400's</u>	<u>450's</u>	<u>500's</u>	<u>550's</u>	<u>600's</u>	<u>650's</u>	<u>700's</u>	<u>750's</u>	<u>800's</u>
	4	3	5	2		1			
<u>Avg of Game 1</u>		<u>Avg of Game 2</u>		<u>Avg of Game 3</u>					
167.13		162.00		178.13					

High game of **257** on week **12** High series of **669** on week **12** High average of **169.09** after bowling week **19**
 Low game of **126** on week **5** Low series of **414** on week **5** Low average of **146.67** after bowling week **1**

High Scores by Game

Game #1: **233** on week **12** Game #2: **179** on week **7** Game #3: **257** on week **12**



Note: This report includes information through April 2 which is Week 23 of 23

Madison L. Whitney's Bowling Record - Team 8: Team 8

Week No.	Bowling Date	Old Avg	Old HDCP	HDCP				---Average Change---				High Game	High Sers	HDCP Game	HDCP Sers	
				-1-	-2-	-3-	Total	Total	Pins	Gms	New					Old
1	09/12/23	120	0				0	0	0	0	-	0.00	=	0.00	0	0
2	09/19/23	120	0				0	0	0	0	-	0.00	=	0.00	0	0
3	09/26/23	120	0				0	0	0	0	-	0.00	=	0.00	0	0
4	10/03/23	120	0				0	0	0	0	-	0.00	=	0.00	0	0
5	10/10/23	120	0				0	0	0	0	-	0.00	=	0.00	0	0
6	10/17/23	120	0				0	0	0	0	-	0.00	=	0.00	0	0
7	10/24/23	120	0				0	0	0	0	-	0.00	=	0.00	0	0
8	11/07/23	120	0				0	0	0	0	-	0.00	=	0.00	0	0
9	11/14/23	120	0				0	0	0	0	-	0.00	=	0.00	0	0
10	11/21/23	120	0				0	0	0	0	-	0.00	=	0.00	0	0
11	11/28/23	120	0				0	0	0	0	-	0.00	=	0.00	0	0
12	12/05/23	120	0				0	0	0	0	-	0.00	=	0.00	0	0

End of 1st split

13	01/16/24	120	0				0	0	0	0	-	0.00	=	0.00	0	0			
14	01/23/24	120	0				0	0	0	0	-	0.00	=	0.00	0	0			
15	01/30/24	0	0				0	0	0	0	-	0.00	=	0.00	0	0			
16	02/06/24	0	0				0	0	0	0	-	0.00	=	0.00	0	0			
17	02/13/24	128	72	141	139	106	386	602	386	3	128.67	-	0.00	=	128.67	141	386	213	602
18	02/20/24	128	72	126	123	92	341	557	727	6	121.17	-	128.67	=	-7.50	141	386	213	602
19	02/27/24	121	79	120	110	94	324	561	1051	9	116.78	-	121.17	=	-4.39	141	386	213	602
20	03/05/24	116	84	120	98	112	330	582	1381	12	115.08	-	116.78	=	-1.69	141	386	213	602
21	03/12/24	115	85	128	125	151	404	659	1785	15	119.00	-	115.08	=	3.92	151	404	236	659
22	03/19/24	119	81	120	163	100	383	626	2168	18	120.44	-	119.00	=	1.44	163	404	244	659
23	04/02/24	120	80	135	130	157	422	662	2590	21	123.33	-	120.44	=	2.89	163	422	244	662

End of 2nd split

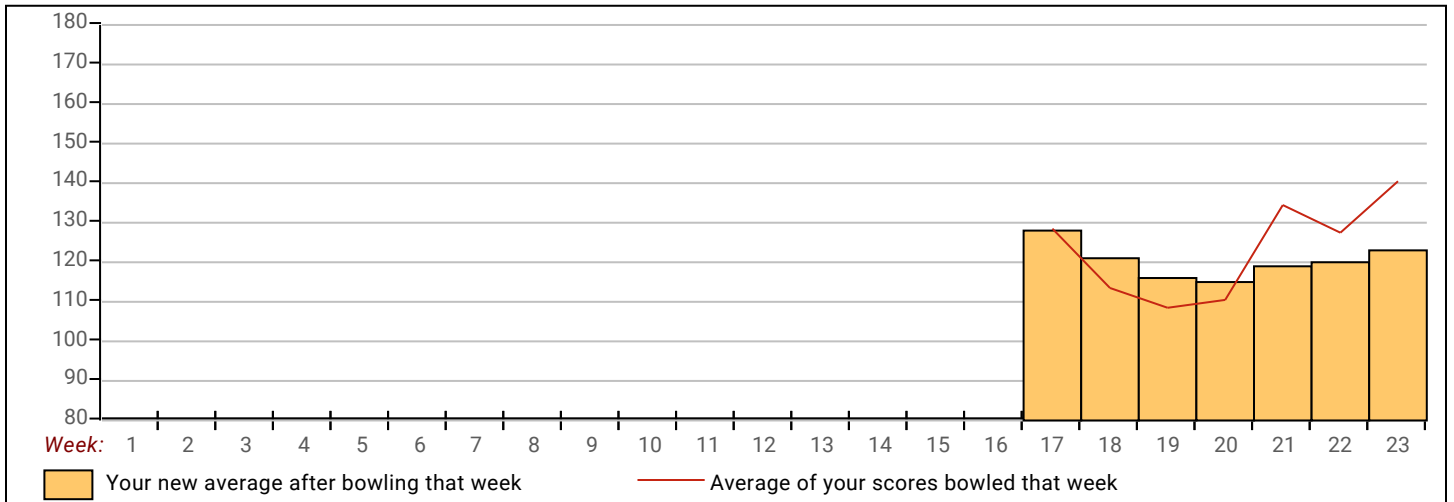
<u><100</u>	<u>100's</u>	<u>125's</u>	<u>150's</u>	<u>175's</u>	<u>200's</u>	<u>225's</u>	<u>250's</u>	<u>275's</u>	<u>300's</u>
3	8	7	3						
<u><400</u>	<u>400's</u>	<u>450's</u>	<u>500's</u>	<u>550's</u>	<u>600's</u>	<u>650's</u>	<u>700's</u>	<u>750's</u>	<u>800's</u>
5	2								

<u>Avg of Game 1</u>	<u>Avg of Game 2</u>	<u>Avg of Game 3</u>
127.14	126.86	116.00

High game of **163** on week **22** High series of **422** on week **23** High average of **128.67** after bowling week **17**
 Low game of **92** on week **18** Low series of **324** on week **19** Low average of **115.08** after bowling week **20**

High Scores by Game

Game #1: **141** on week **17** Game #2: **163** on week **22** Game #3: **157** on week **23**



Note: This report includes information through April 2 which is Week 23 of 23

Parker W. Roland's Bowling Record - Team 8: Team 8

Week No.	Bowling Date	Old Avg	Old HDCP	HDCP				---Average Change---			High Game	High Sers	HDCP Game	HDCP Sers	
				-1-	-2-	-3-	Total	Total	Pins	Gms					New - Old ---> +/-
1	09/12/23	59	141	60	66	53	179	602	179	3	59.67 - 0.00 = 59.67	66	179	207	602
2	09/19/23	59	141	95	75	74	244	667	423	6	70.50 - 59.67 = 10.83	95	244	236	667
3	09/26/23	70	130	82	56	60	198	588	621	9	69.00 - 70.50 = -1.50	95	244	236	667
4	10/03/23	69	131	66	72	82	220	613	841	12	70.08 - 69.00 = 1.08	95	244	236	667
5	10/10/23	70	130	64	69	110	243	633	1084	15	72.27 - 70.08 = 2.18	110	244	240	667
6	10/17/23	72	128	62	82	80	224	608	1308	18	72.67 - 72.27 = 0.40	110	244	240	667
7	10/24/23	72	128	98	116	111	325	709	1633	21	77.76 - 72.67 = 5.10	116	325	244	709
8	11/07/23	77	123	78	112	94	284	653	1917	24	79.88 - 77.76 = 2.11	116	325	244	709
9	11/14/23	79	121	110	86	130	326	689	2243	27	83.07 - 79.88 = 3.20	130	326	251	709
10	11/21/23	83	117	95	89	84	268	619	2511	30	83.70 - 83.07 = 0.63	130	326	251	709
11	11/28/23	83	117	92	93	115	300	651	2811	33	85.18 - 83.70 = 1.48	130	326	251	709
12	12/05/23	85	115	106	72	80	258	603	3069	36	85.25 - 85.18 = 0.07	130	326	251	709

End of 1st split

13	01/16/24	85	115	100	102	99	301	646	3370	39	86.41 - 85.25 = 1.16	130	326	251	709
14	01/23/24	86	114	73	95	97	265	607	3635	42	86.55 - 86.41 = 0.14	130	326	251	709
15	01/30/24	86	114	84	121	96	301	643	3936	45	87.47 - 86.55 = 0.92	130	326	251	709
16	02/06/24	87	113	62	90	98	250	589	4186	48	87.21 - 87.47 = -0.26	130	326	251	709
17	02/13/24	87	113	108	97	82	287	626	4473	51	87.71 - 87.21 = 0.50	130	326	251	709
18	02/20/24	87	113	72	81	90	243	582	4716	54	87.33 - 87.71 = -0.37	130	326	251	709
19	02/27/24	87	113	95	91	67	253	592	4969	57	87.18 - 87.33 = -0.16	130	326	251	709
20	03/05/24	87	113	87	139	76	302	641	5271	60	87.85 - 87.18 = 0.67	139	326	252	709
21	03/12/24	87	113	83	123	110	316	655	5587	63	88.68 - 87.85 = 0.83	139	326	252	709
22	03/19/24	88	112	118	121	121	360	696	5947	66	90.11 - 88.68 = 1.42	139	360	252	709
23	04/02/24	90	110	93	92	102	287	617	6234	69	90.35 - 90.11 = 0.24	139	360	252	709

End of 2nd split

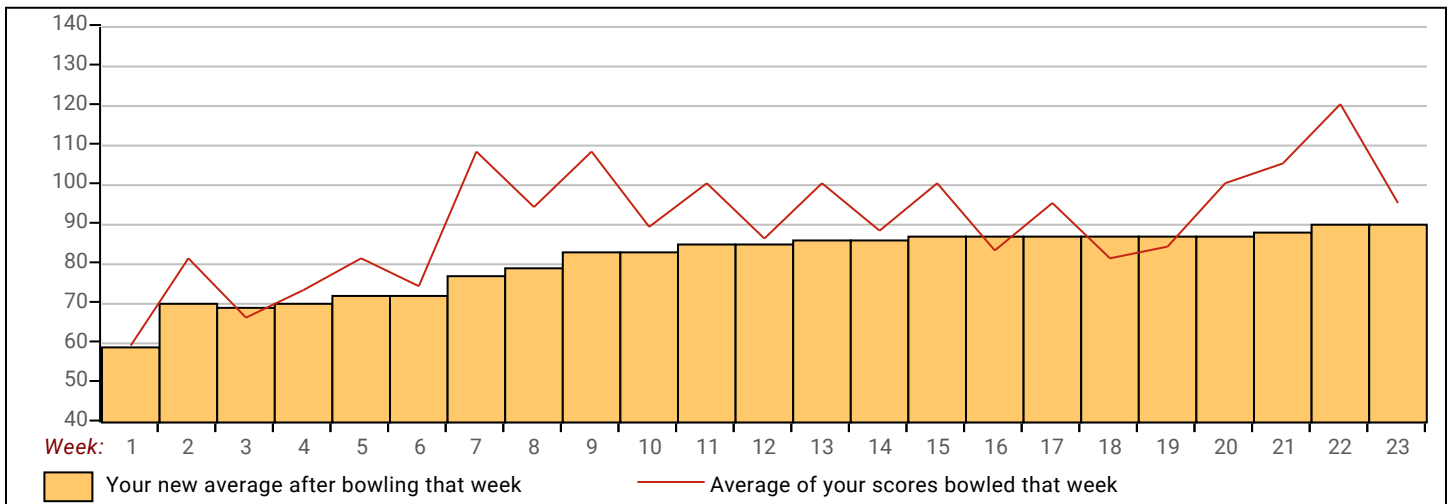
<u><100</u>	<u>100's</u>	<u>125's</u>	<u>150's</u>	<u>175's</u>	<u>200's</u>	<u>225's</u>	<u>250's</u>	<u>275's</u>	<u>300's</u>
50	17	2							
<u><400</u>	<u>400's</u>	<u>450's</u>	<u>500's</u>	<u>550's</u>	<u>600's</u>	<u>650's</u>	<u>700's</u>	<u>750's</u>	<u>800's</u>
23									

<u>Avg of Game 1</u>	<u>Avg of Game 2</u>	<u>Avg of Game 3</u>
86.22	93.04	91.78

High game of **139** on week **20** High series of **360** on week **22** High average of **90.35** after bowling week **23**
 Low game of **53** on week **1** Low series of **179** on week **1** Low average of **59.67** after bowling week **1**

High Scores by Game

Game #1: **118** on week **22** Game #2: **139** on week **20** Game #3: **130** on week **9**



Note: This report includes information through April 2 which is Week 23 of 23

Kameron E. Ford's Bowling Record - Team 8: Team 8

Week No.	Bowling Date	Old Avg	Old HDCP					HDCP		---Average Change---			High Game	High Sers	HDCP Game	HDCP Sers
				-1-	-2-	-3-	Total	Total	Pins	Gms	New	Old				
1	09/12/23	120	0				0	0	0	0	-	0.00	=	0.00	0	0
2	09/19/23	120	0				0	0	0	0	-	0.00	=	0.00	0	0
3	09/26/23	120	0				0	0	0	0	-	0.00	=	0.00	0	0
4	10/03/23	120	0				0	0	0	0	-	0.00	=	0.00	0	0
5	10/10/23	120	0				0	0	0	0	-	0.00	=	0.00	0	0
6	10/17/23	120	0				0	0	0	0	-	0.00	=	0.00	0	0
7	10/24/23	120	0				0	0	0	0	-	0.00	=	0.00	0	0
8	11/07/23	120	0				0	0	0	0	-	0.00	=	0.00	0	0
9	11/14/23	120	0				0	0	0	0	-	0.00	=	0.00	0	0
10	11/21/23	120	0				0	0	0	0	-	0.00	=	0.00	0	0
11	11/28/23	120	0				0	0	0	0	-	0.00	=	0.00	0	0
12	12/05/23	120	0				0	0	0	0	-	0.00	=	0.00	0	0

End of 1st split

13	01/16/24	120	0				0	0	0	0	-	0.00	=	0.00	0	0			
14	01/23/24	120	0				0	0	0	0	-	0.00	=	0.00	0	0			
15	01/30/24	0	0				0	0	0	0	-	0.00	=	0.00	0	0			
16	02/06/24	145	55	166	156	113	435	600	435	3	145.00	-	0.00	=	145.00	166	435	221	600
17	02/13/24	145	55	117	129	162	408	573	843	6	140.50	-	145.00	=	-4.50	166	435	221	600
18	02/20/24	140	60	133	102	110	345	525	1188	9	132.00	-	140.50	=	-8.50	166	435	221	600
19	02/27/24	132	68	113	124	89	326	530	1514	12	126.17	-	132.00	=	-5.83	166	435	221	600
20	03/05/24	126	74	129	116	110	355	577	1869	15	124.60	-	126.17	=	-1.57	166	435	221	600
21	03/12/24	124	76	123	92	100	315	543	2184	18	121.33	-	124.60	=	-3.27	166	435	221	600
22	03/19/24	121	79	79	124	133	336	573	2520	21	120.00	-	121.33	=	-1.33	166	435	221	600
23	04/02/24	120	80	95	144	114	353	593	2873	24	119.71	-	120.00	=	-0.29	166	435	224	600

End of 2nd split

<u><100</u>	<u>100's</u>	<u>125's</u>	<u>150's</u>	<u>175's</u>	<u>200's</u>	<u>225's</u>	<u>250's</u>	<u>275's</u>	<u>300's</u>
4	12	5	3						
<u><400</u>	<u>400's</u>	<u>450's</u>	<u>500's</u>	<u>550's</u>	<u>600's</u>	<u>650's</u>	<u>700's</u>	<u>750's</u>	<u>800's</u>
6	2								

<u>Avg of Game 1</u>	<u>Avg of Game 2</u>	<u>Avg of Game 3</u>
119.38	123.38	116.38

High game of **166** on week **16** High series of **435** on week **16** High average of **145.00** after bowling week **16**
 Low game of **79** on week **22** Low series of **315** on week **21** Low average of **119.71** after bowling week **23**

High Scores by Game
 Game #1: **166** on week **16** Game #2: **156** on week **16** Game #3: **162** on week **17**

