

Hot Shots 2023-24

Note: This report includes information through April 2 which is Week 23 of 23

Team 7: J + The Squad

Name	Avg HDCP		Pins Gms		True Average	To Raise Avg +1	High Game	High Sers	HDCP Game	HDCP Sers	Most Improved Avg +/-	
Ryan A. Fuqua	88	112	6124	69	88.75	284	135	355	249	694	87	+1.75
Jenna N. Fuqua-Ayers	83	117	5239	63	83.16	305	138	344	257	701	77	+6.16
Hunter A. Fuqua	47	153	3117	66	47.23	195	76	201	235	678	28	+19.23
Jacob M. Johnson	85	115	2735	32	85.47	275	142	326	234	637	91	-5.53

Team History

Week No.	Bowling Date	Opp. Team	-1-	-2-	-3-	Total	Avg p/gm	Last Wk WON	Last Wk Lost	Points Won	Points Lost	High Game	High Sers	HDCP Game	HDCP Sers
1	09/12/23	8	246	312	344	902	300	1	3	1	3	344	902	844	2402
2	09/19/23	5	315	282	292	889	298	0	4	1	7	344	902	844	2425
3	09/26/23	3	268	258	319	845	292	4	0	5	7	344	902	844	2425
4	10/03/23	2	212	330	328	870	292	3	1	8	8	344	902	847	2425
5	10/10/23	1	277	293	327	897	293	3	1	11	9	344	902	847	2436
6	10/17/23	6	285	301	286	872	293	0	4	11	13	344	902	847	2436
7	10/24/23	4	288	257	256	801	289	1	3	12	16	344	902	847	2436
8	11/07/23	8	272	247	296	815	287	2	2	14	18	344	902	847	2436
9	11/14/23	5	361	309	276	946	290	3	1	17	19	361	946	878	2497
10	11/21/23	3	288	279	303	870	290	1	3	18	22	361	946	878	2497
11	11/28/23	2	303	307	267	877	290	4	0	22	22	361	946	878	2497
12	12/05/23	1	328	281	314	923	291	3	1	25	23	361	946	878	2497

End of 1st split

13	01/16/24	6	351	321	275	947	293	4	0	4	0	361	947	878	2497
14	01/23/24	4	340	351	320	1011	296	4	0	8	0	361	1011	878	2535
15	01/30/24	8	327	320	367	1014	299	3	1	11	1	367	1014	878	2535
16	02/06/24	5	256	256	268	780	297	1	3	12	4	367	1014	878	2535
17	02/13/24	3	309	312	358	979	298	4	0	16	4	367	1014	878	2535
18	02/20/24	2	293	260	298	851	297	4	0	20	4	367	1014	878	2535
19	02/27/24	1	283	284	251	818	296	0	4	20	8	367	1014	878	2535
20	03/05/24	6	297	317	286	900	296	0	4	20	12	367	1014	878	2535
21	03/12/24	4	316	278	262	856	296	2	2	22	14	367	1014	878	2535
22	03/19/24	8	316	348	336	1000	297	3	1	25	15	367	1014	878	2535
23	04/02/24	5	376	303	328	1007	299	4	0	29	15	376	1014	878	2535

End of 2nd split

Note: This report includes information through April 2 which is Week 23 of 23

Ryan A. Fuqua's Bowling Record - Team 7: J + The Squad

Week No.	Bowling Date	Old Avg	Old HDCP	HDCP				HDCP Total		Pins Gms		---Average Change---			High Game	High Sers	HDCP Game	HDCP Sers	
				-1-	-2-	-3-	Total	Total	Pins	Gms	New	Old	---> +/-						
1	09/12/23	94	106	68	103	112	283	601	283	3	94.33	-	0.00	=	94.33	112	283	218	601
2	09/19/23	94	106	46	67	114	227	545	510	6	85.00	-	94.33	=	-9.33	114	283	220	601
3	09/26/23	85	115	95	80	103	278	623	788	9	87.56	-	85.00	=	2.56	114	283	220	623
4	10/03/23	87	113	70	88	106	264	603	1052	12	87.67	-	87.56	=	0.11	114	283	220	623
5	10/10/23	87	113	89	82	109	280	619	1332	15	88.80	-	87.67	=	1.13	114	283	222	623
6	10/17/23	88	112	82	95	84	261	597	1593	18	88.50	-	88.80	=	-0.30	114	283	222	623
7	10/24/23	88	112	100	63	81	244	580	1837	21	87.48	-	88.50	=	-1.02	114	283	222	623
8	11/07/23	87	113	86	67	81	234	573	2071	24	86.29	-	87.48	=	-1.18	114	283	222	623
9	11/14/23	86	114	111	94	74	279	621	2350	27	87.04	-	86.29	=	0.75	114	283	225	623
10	11/21/23	87	113	81	61	95	237	576	2587	30	86.23	-	87.04	=	-0.80	114	283	225	623
11	11/28/23	86	114	94	97	80	271	613	2858	33	86.61	-	86.23	=	0.37	114	283	225	623
12	12/05/23	86	114	116	68	82	266	608	3124	36	86.78	-	86.61	=	0.17	116	283	230	623

End of 1st split

13	01/16/24	86	114	100	72	73	245	587	3369	39	86.38	-	86.78	=	-0.39	116	283	230	623
14	01/23/24	86	114	78	118	76	272	614	3641	42	86.69	-	86.38	=	0.31	118	283	232	623
15	01/30/24	86	114	84	78	135	297	639	3938	45	87.51	-	86.69	=	0.82	135	297	249	639
16	02/06/24	87	113	80	91	55	226	565	4164	48	86.75	-	87.51	=	-0.76	135	297	249	639
17	02/13/24	86	114	86	87	117	290	632	4454	51	87.33	-	86.75	=	0.58	135	297	249	639
18	02/20/24	87	113	79	76	107	262	601	4716	54	87.33	-	87.33	=	0.00	135	297	249	639
19	02/27/24	87	113	89	75	78	242	581	4958	57	86.98	-	87.33	=	-0.35	135	297	249	639
20	03/05/24	86	114	98	114	76	288	630	5246	60	87.43	-	86.98	=	0.45	135	297	249	639
21	03/12/24	87	113	98	85	64	247	586	5493	63	87.19	-	87.43	=	-0.24	135	297	249	639
22	03/19/24	87	113	116	121	118	355	694	5848	66	88.61	-	87.19	=	1.42	135	355	249	694
23	04/02/24	88	112	100	90	86	276	612	6124	69	88.75	-	88.61	=	0.15	135	355	249	694

End of 2nd split

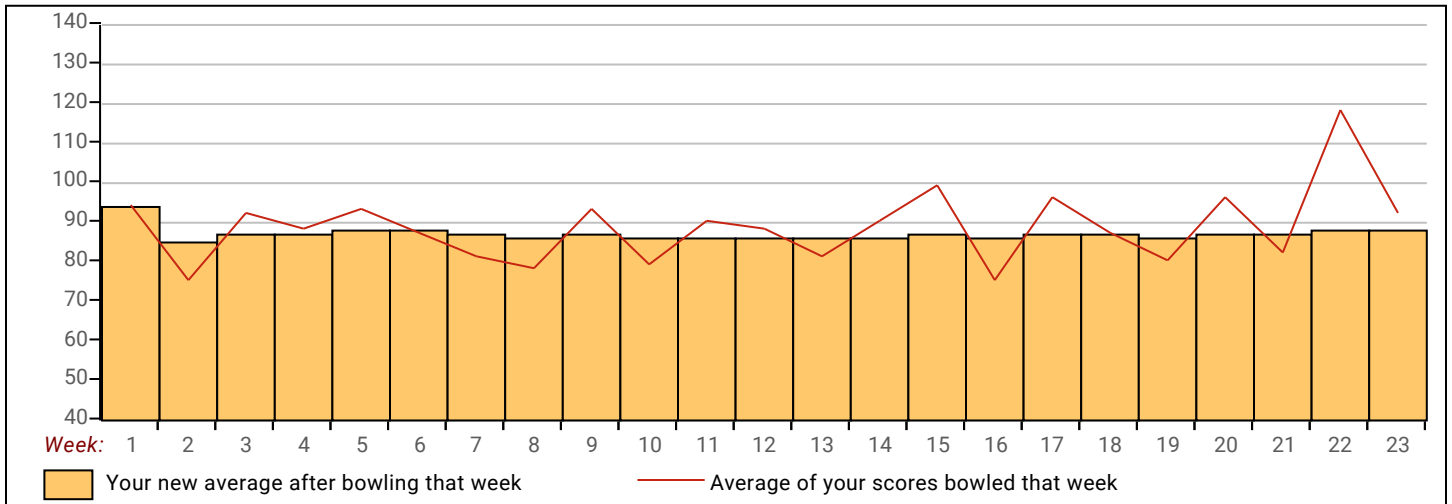
<u><100</u>	<u>100's</u>	<u>125's</u>	<u>150's</u>	<u>175's</u>	<u>200's</u>	<u>225's</u>	<u>250's</u>	<u>275's</u>	<u>300's</u>
50	18	1							
<u><400</u>	<u>400's</u>	<u>450's</u>	<u>500's</u>	<u>550's</u>	<u>600's</u>	<u>650's</u>	<u>700's</u>	<u>750's</u>	<u>800's</u>
23									

Avg of Game 1	Avg of Game 2	Avg of Game 3
88.96	85.74	91.57

High game of 135 on week 15 High series of 355 on week 22 High average of 94.33 after bowling week 1
 Low game of 46 on week 2 Low series of 226 on week 16 Low average of 85.00 after bowling week 2

High Scores by Game

Game #1: 116 on week 12 Game #2: 121 on week 22 Game #3: 135 on week 15



Note: This report includes information through April 2 which is Week 23 of 23

Jenna N. Fuqua-Ayers's Bowling Record - Team 7: J + The Squad

Week No.	Bowling Date	Old Avg	Old HDCP	---Average Change---				HDCP Total	Pins Gms		New	Old	+/-	High Game	High Sers	HDCP Game	HDCP Sers
				-1-	-2-	-3-	Total		Total	Total							
1	09/12/23	66	134	54	76	68	198	600	198	3	66.00	- 0.00	= 66.00	76	198	210	600
2	09/19/23	66	134	92	87	73	252	654	450	6	75.00	- 66.00	= 9.00	92	252	226	654
3	09/26/23	75	125	64	55	90	209	584	659	9	73.22	- 75.00	= -1.78	92	252	226	654
4	10/03/23	73	127	56	114	102	272	653	931	12	77.58	- 73.22	= 4.36	114	272	241	654
5	10/10/23	77	123	63	90	92	245	614	1176	15	78.40	- 77.58	= 0.82	114	272	241	654
6	10/17/23	78	122	90	70	93	253	619	1429	18	79.39	- 78.40	= 0.99	114	272	241	654
7	10/24/23	79	121	73	74	75	222	585	1651	21	78.62	- 79.39	= -0.77	114	272	241	654
8	11/07/23	78	122	a68	a68	a68	204	570	1651	21	78.62	- 78.62	= 0.00	114	272	241	654
9	11/14/23	78	122	87	83	79	249	615	1900	24	79.17	- 78.62	= 0.55	114	272	241	654
10	11/21/23	79	121	88	74	77	239	602	2139	27	79.22	- 79.17	= 0.06	114	272	241	654
11	11/28/23	79	121	92	82	70	244	607	2383	30	79.43	- 79.22	= 0.21	114	272	241	654
12	12/05/23	79	121	75	76	96	247	610	2630	33	79.70	- 79.43	= 0.26	114	272	241	654

End of 1st split

13	01/16/24	79	121	109	88	91	288	651	2918	36	81.06	- 79.70	= 1.36	114	288	241	654
14	01/23/24	81	119	102	77	70	249	606	3167	39	81.21	- 81.06	= 0.15	114	288	241	654
15	01/30/24	81	119	92	99	84	275	632	3442	42	81.95	- 81.21	= 0.75	114	288	241	654
16	02/06/24	81	119	66	55	103	224	581	3666	45	81.47	- 81.95	= -0.49	114	288	241	654
17	02/13/24	81	119	91	90	104	285	642	3951	48	82.31	- 81.47	= 0.85	114	288	241	654
18	02/20/24	82	118	81	69	78	228	582	4179	51	81.94	- 82.31	= -0.37	114	288	241	654
19	02/27/24	81	119	71	72	55	198	555	4377	54	81.06	- 81.94	= -0.89	114	288	241	654
20	03/05/24	81	119	61	93	95	249	606	4626	57	81.16	- 81.06	= 0.10	114	288	241	654
21	03/12/24	81	119	a71	a71	a71	213	570	4626	57	81.16	- 81.16	= 0.00	114	288	241	654
22	03/19/24	81	119	85	96	88	269	626	4895	60	81.58	- 81.16	= 0.43	114	288	241	654
23	04/02/24	81	119	138	85	121	344	701	5239	63	83.16	- 81.58	= 1.58	138	344	257	701

End of 2nd split

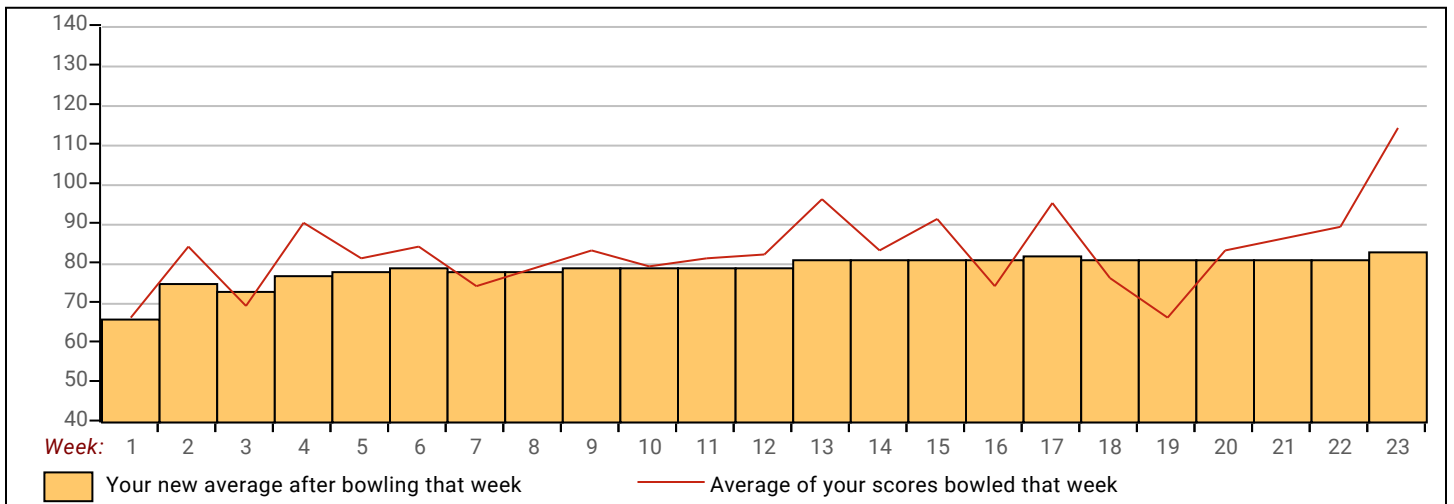
<u><100</u>	<u>100's</u>	<u>125's</u>	<u>150's</u>	<u>175's</u>	<u>200's</u>	<u>225's</u>	<u>250's</u>	<u>275's</u>	<u>300's</u>
55	7	1							
<u><400</u>	<u>400's</u>	<u>450's</u>	<u>500's</u>	<u>550's</u>	<u>600's</u>	<u>650's</u>	<u>700's</u>	<u>750's</u>	<u>800's</u>
21									

<u>Avg of Game 1</u>	<u>Avg of Game 2</u>	<u>Avg of Game 3</u>
82.38	81.19	85.90

High game of **138** on week **23** High series of **344** on week **23** High average of **83.16** after bowling week **23**
 Low game of **54** on week **1** Low series of **198** on week **1** Low average of **66.00** after bowling week **1**

High Scores by Game

Game #1: **138** on week **23** Game #2: **114** on week **4** Game #3: **121** on week **23**



Note: This report includes information through April 2 which is Week 23 of 23

Hunter A. Fuqua's Bowling Record - Team 7: J + The Squad

Week No.	Bowling Date	Old Avg	Old HDCP	HDCP				HDCP Total		---Average Change---			High Game	High Sers	HDCP Game	HDCP Sers	
				-1-	-2-	-3-	Total	Total	Pins	Gms	New	Old					+/-
1	09/12/23	20	180	4	13	44	61	601	61	3	20.33	- 0.00	= 20.33	44	61	224	601
2	09/19/23	20	180	35	28	21	84	624	145	6	24.17	- 20.33	= 3.83	44	84	224	624
3	09/26/23	24	176	31	54	27	112	640	257	9	28.56	- 24.17	= 4.39	54	112	230	640
4	10/03/23	28	172	1	43	35	79	595	336	12	28.00	- 28.56	= -0.56	54	112	230	640
5	10/10/23	28	172	43	20	32	95	611	431	15	28.73	- 28.00	= 0.73	54	112	230	640
6	10/17/23	28	172	36	34	40	110	626	541	18	30.06	- 28.73	= 1.32	54	112	230	640
7	10/24/23	30	170	34	37	44	115	625	656	21	31.24	- 30.06	= 1.18	54	115	230	640
8	11/07/23	31	169	22	47	57	126	633	782	24	32.58	- 31.24	= 1.35	57	126	230	640
9	11/14/23	32	168	67	54	51	172	676	954	27	35.33	- 32.58	= 2.75	67	172	235	676
10	11/21/23	35	165	60	59	58	177	672	1131	30	37.70	- 35.33	= 2.37	67	177	235	676
11	11/28/23	37	163	43	54	43	140	629	1271	33	38.52	- 37.70	= 0.82	67	177	235	676
12	12/05/23	38	162	63	63	62	188	674	1459	36	40.53	- 38.52	= 2.01	67	188	235	676

End of 1st split

13	01/16/24	40	160	63	75	37	175	655	1634	39	41.90	- 40.53	= 1.37	75	188	235	676
14	01/23/24	41	159	67	59	75	201	678	1835	42	43.69	- 41.90	= 1.79	75	201	235	678
15	01/30/24	43	157	62	54	76	192	663	2027	45	45.04	- 43.69	= 1.35	76	201	235	678
16	02/06/24	45	155	a35	a35	a35	105	570	2027	45	45.04	- 45.04	= 0.00	76	201	235	678
17	02/13/24	45	155	57	60	62	179	644	2206	48	45.96	- 45.04	= 0.91	76	201	235	678
18	02/20/24	45	155	58	40	38	136	601	2342	51	45.92	- 45.96	= -0.04	76	201	235	678
19	02/27/24	45	155	48	62	43	153	618	2495	54	46.20	- 45.92	= 0.28	76	201	235	678
20	03/05/24	46	154	63	35	40	138	600	2633	57	46.19	- 46.20	= -0.01	76	201	235	678
21	03/12/24	46	154	72	47	52	171	633	2804	60	46.73	- 46.19	= 0.54	76	201	235	678
22	03/19/24	46	154	40	56	55	151	613	2955	63	46.90	- 46.73	= 0.17	76	201	235	678
23	04/02/24	46	154	63	53	46	162	624	3117	66	47.23	- 46.90	= 0.32	76	201	235	678

End of 2nd split

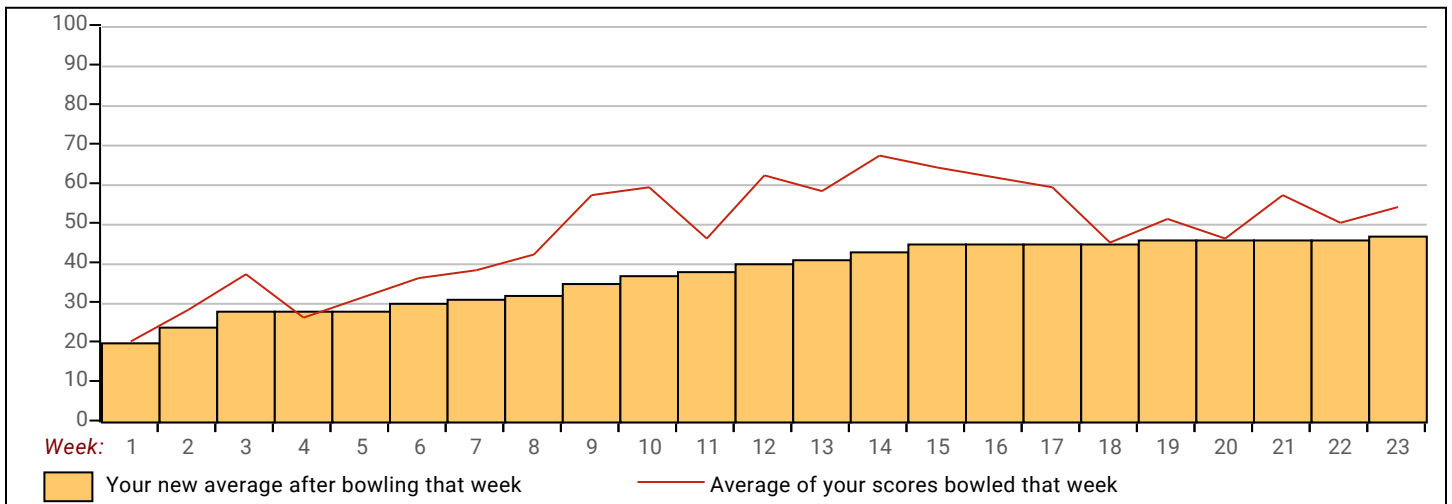
<u><100</u>	<u>100's</u>	<u>125's</u>	<u>150's</u>	<u>175's</u>	<u>200's</u>	<u>225's</u>	<u>250's</u>	<u>275's</u>	<u>300's</u>
66									
<u><400</u>	<u>400's</u>	<u>450's</u>	<u>500's</u>	<u>550's</u>	<u>600's</u>	<u>650's</u>	<u>700's</u>	<u>750's</u>	<u>800's</u>
22									

<u>Avg of Game 1</u>	<u>Avg of Game 2</u>	<u>Avg of Game 3</u>
46.91	47.59	47.18

High game of **76** on week **15** High series of **201** on week **14** High average of **47.23** after bowling week **23**
 Low game of **1** on week **4** Low series of **61** on week **1** Low average of **20.33** after bowling week **1**

High Scores by Game

Game #1: **72** on week **21** Game #2: **75** on week **13** Game #3: **76** on week **15**



Note: This report includes information through April 2 which is Week 23 of 23

Jacob M. Johnson's Bowling Record - Team 7: J + The Squad

Week No.	Bowling Date	Old Avg	Old HDCP	---Average Change---			HDCP Total	Pins	Gms	High Game	High Sers	HDCP Game	HDCP Sers				
				-1-	-2-	-3-								New - Old ---> +/-			
1	09/12/23	0	0				0	0	0	0	0	0	0				
2	09/19/23	108	92	142	100	84	326	602	326	3	108.67	- 0.00	= 108.67	142	326	234	602
3	09/26/23	108	92	78	69	99	246	522	572	6	95.33	- 108.67	= -13.33	142	326	234	602
4	10/03/23	95	105	a85	a85	a85	255	570	572	6	95.33	- 95.33	= 0.00	142	326	234	602
5	10/10/23	95	105	82	101	94	277	592	849	9	94.33	- 95.33	= -1.00	142	326	234	602
6	10/17/23	94	106	77	102	69	248	566	1097	12	91.42	- 94.33	= -2.92	142	326	234	602
7	10/24/23	91	109	81	83	56	220	547	1317	15	87.80	- 91.42	= -3.62	142	326	234	602
8	11/07/23	87	113	96	65	90	251	590	1568	18	87.11	- 87.80	= -0.69	142	326	234	602
9	11/14/23	87	113	96	78	72	246	585	1814	21	86.38	- 87.11	= -0.73	142	326	234	602
10	11/21/23	86	114	59	85	73	217	559	2031	24	84.63	- 86.38	= -1.76	142	326	234	602
11	11/28/23	84	116	a74	a74	a74	222	570	2031	24	84.63	- 84.63	= 0.00	142	326	234	602
12	12/05/23	84	116	a74	a74	a74	222	570	2031	24	84.63	- 84.63	= 0.00	142	326	234	602

End of 1st split

13	01/16/24	84	116	79	86	a74	239	587	2196	26	84.46	- 84.63	= -0.16	142	326	234	602
14	01/23/24	84	116	93	97	99	289	637	2485	29	85.69	- 84.46	= 1.23	142	326	234	637
15	01/30/24	85	115	89	89	72	250	595	2735	32	85.47	- 85.69	= -0.22	142	326	234	637
16	02/06/24	85	115	a75	a75	a75	225	570	2735	32	85.47	- 85.47	= 0.00	142	326	234	637
17	02/13/24	85	115	a75	a75	a75	225	570	2735	32	85.47	- 85.47	= 0.00	142	326	234	637
18	02/20/24	85	115	a75	a75	a75	225	570	2735	32	85.47	- 85.47	= 0.00	142	326	234	637
19	02/27/24	85	115	a75	a75	a75	225	570	2735	32	85.47	- 85.47	= 0.00	142	326	234	637
20	03/05/24	85	115	a75	a75	a75	225	570	2735	32	85.47	- 85.47	= 0.00	142	326	234	637
21	03/12/24	85	115	a75	a75	a75	225	570	2735	32	85.47	- 85.47	= 0.00	142	326	234	637
22	03/19/24	85	115	a75	a75	a75	225	570	2735	32	85.47	- 85.47	= 0.00	142	326	234	637
23	04/02/24	85	115	a75	a75	a75	225	570	2735	32	85.47	- 85.47	= 0.00	142	326	234	637

End of 2nd split

<u><100</u>	<u>100's</u>	<u>125's</u>	<u>150's</u>	<u>175's</u>	<u>200's</u>	<u>225's</u>	<u>250's</u>	<u>275's</u>	<u>300's</u>
28	3	1							
<u><400</u>	<u>400's</u>	<u>450's</u>	<u>500's</u>	<u>550's</u>	<u>600's</u>	<u>650's</u>	<u>700's</u>	<u>750's</u>	<u>800's</u>
10									

<u>Avg of Game 1</u>	<u>Avg of Game 2</u>	<u>Avg of Game 3</u>
88.36	86.82	80.80

High game of **142** on week **2** High series of **326** on week **2** High average of **108.67** after bowling week **2**
 Low game of **56** on week **7** Low series of **217** on week **10** Low average of **84.46** after bowling week **13**

High Scores by Game

Game #1: **142** on week **2** Game #2: **102** on week **6** Game #3: **99** on week **3**

