

Note: This report includes information through April 2 which is Week 23 of 23

## Team 6: The Professional Pros

Name	Avg HDCP		Pins Gms		True Average	To Raise Avg +1	High Game	High Sers	HDCP Game	HDCP Sers	Most Improved Avg +/-	
Landon A. Isackson	71	129	3850	54	71.30	254	114	296	248	698	66	+5.30
Remington D. Lange	62	138	2636	42	62.76	199	83	234	228	669	53	+9.76
Boue H. Lange	50	150	2106	42	50.14	189	79	196	231	658	44	+6.14
Dylan J. Ryan	58	142	1230	21	58.57	186	81	208	227	643	54	+4.57

## Team History

Week No.	Bowling Date	Opp. Team	-1-	-2-	-3-	Total	Avg p/gm	Last Wk WON	Last Wk Lost	Points Won	Points Lost	High Game	High Sers	HDCP Game	HDCP Sers
1	09/12/23	5	204	226	239	669	223	2	2	2	2	239	669	817	2403
2	09/19/23	8	222	208	211	641	218	0	4	2	6	239	669	817	2403
3	09/26/23	2	206	244	183	633	215	2	2	4	8	244	669	823	2403
4	10/03/23	3	206	195	199	600	211	1	3	5	11	244	669	823	2403
5	10/10/23	4	197	149	184	530	204	0	4	5	15	244	669	823	2403
6	10/17/23	7	227	231	215	673	208	4	0	9	15	244	673	823	2440
7	10/24/23	1	211	261	286	758	214	3	1	12	16	286	758	872	2516
8	11/07/23	5	212	210	236	658	215	4	0	16	16	286	758	872	2516
9	11/14/23	8	207	181	186	574	212	0	4	16	20	286	758	872	2516
10	11/21/23	2	267	275	277	819	218	4	0	20	20	286	819	872	2516
11	11/28/23	3	237	288	258	783	222	4	0	24	20	288	819	872	2520
12	12/05/23	4	322	255	266	843	227	3	1	27	21	322	843	897	2568

### End of 1st split

13	01/16/24	7	197	215	200	612	225	0	4	0	4	322	843	897	2568
14	01/23/24	1	192	192	192	576	223	0	4	0	8	322	843	897	2568
15	01/30/24	5	192	192	192	576	221	0	4	0	12	322	843	897	2568
16	02/06/24	8	264	263	268	795	223	4	0	4	12	322	843	897	2568
17	02/13/24	2	236	270	238	744	225	4	0	8	12	322	843	897	2568
18	02/20/24	3	218	206	225	649	224	0	4	8	16	322	843	897	2568
19	02/27/24	4	198	198	198	594	223	0	4	8	20	322	843	897	2568
20	03/05/24	7	261	279	236	776	225	4	0	12	20	322	843	897	2568
21	03/12/24	1	0	0	0	0	225	0	4	12	24	322	843	897	2568
22	03/19/24	5	236	221	228	685	225	1	3	13	27	322	843	897	2568
23	04/02/24	8	235	204	250	689	225	1	3	14	30	322	843	897	2568

### End of 2nd split

Note: This report includes information through April 2 which is Week 23 of 23

## Landon A. Isackson's Bowling Record - Team 6: The Professional Pros

Week No.	Bowling Date	Old Avg	Old HDCP	HDCP				HDCP		---Average Change---			High Game	High Sers	HDCP Game	HDCP Sers			
				-1-	-2-	-3-	Total	Total	Pins	Gms	New	Old					+/-		
1	09/12/23	70	130	69	65	76	210	600	210	3	70.00	-	0.00	=	70.00	76	210	206	600
2	09/19/23	70	130	64	56	64	184	574	394	6	65.67	-	70.00	=	-4.33	76	210	206	600
3	09/26/23	65	135	68	72	59	199	604	593	9	65.89	-	65.67	=	0.22	76	210	207	604
4	10/03/23	65	135	84	62	62	208	613	801	12	66.75	-	65.89	=	0.86	84	210	219	613
5	10/10/23	66	134	55	46	41	142	544	943	15	62.87	-	66.75	=	-3.88	84	210	219	613
6	10/17/23	62	138	65	56	79	200	614	1143	18	63.50	-	62.87	=	0.63	84	210	219	614
7	10/24/23	63	137	72	94	75	241	652	1384	21	65.90	-	63.50	=	2.40	94	241	231	652
8	11/07/23	65	135	45	32	81	158	563	1542	24	64.25	-	65.90	=	-1.65	94	241	231	652
9	11/14/23	64	136	81	55	60	196	604	1738	27	64.37	-	64.25	=	0.12	94	241	231	652
10	11/21/23	64	136	69	77	79	225	633	1963	30	65.43	-	64.37	=	1.06	94	241	231	652
11	11/28/23	65	135	87	77	81	245	650	2208	33	66.91	-	65.43	=	1.48	94	245	231	652
12	12/05/23	66	134	114	86	96	296	698	2504	36	69.56	-	66.91	=	2.65	114	296	248	698

### End of 1st split

13	01/16/24	69	131	64	82	67	213	606	2717	39	69.67	-	69.56	=	0.11	114	296	248	698
14	01/23/24	69	131	a59	a59	a59	177	570	2717	39	69.67	-	69.67	=	0.00	114	296	248	698
15	01/30/24	69	131	a59	a59	a59	177	570	2717	39	69.67	-	69.67	=	0.00	114	296	248	698
16	02/06/24	69	131	83	75	88	246	639	2963	42	70.55	-	69.67	=	0.88	114	296	248	698
17	02/13/24	70	130	58	67	64	189	579	3152	45	70.04	-	70.55	=	-0.50	114	296	248	698
18	02/20/24	70	130	80	68	87	235	625	3387	48	70.56	-	70.04	=	0.52	114	296	248	698
19	02/27/24	70	130	a60	a60	a60	180	570	3387	48	70.56	-	70.56	=	0.00	114	296	248	698
20	03/05/24	70	130	73	74	81	228	618	3615	51	70.88	-	70.56	=	0.32	114	296	248	698
21	03/12/24	70	0				0	0	3615	51	70.88	-	70.88	=	0.00	114	296	248	698
22	03/19/24	70	130	a60	a60	a60	180	570	3615	51	70.88	-	70.88	=	0.00	114	296	248	698
23	04/02/24	70	130	68	81	86	235	625	3850	54	71.30	-	70.88	=	0.41	114	296	248	698

### End of 2nd split

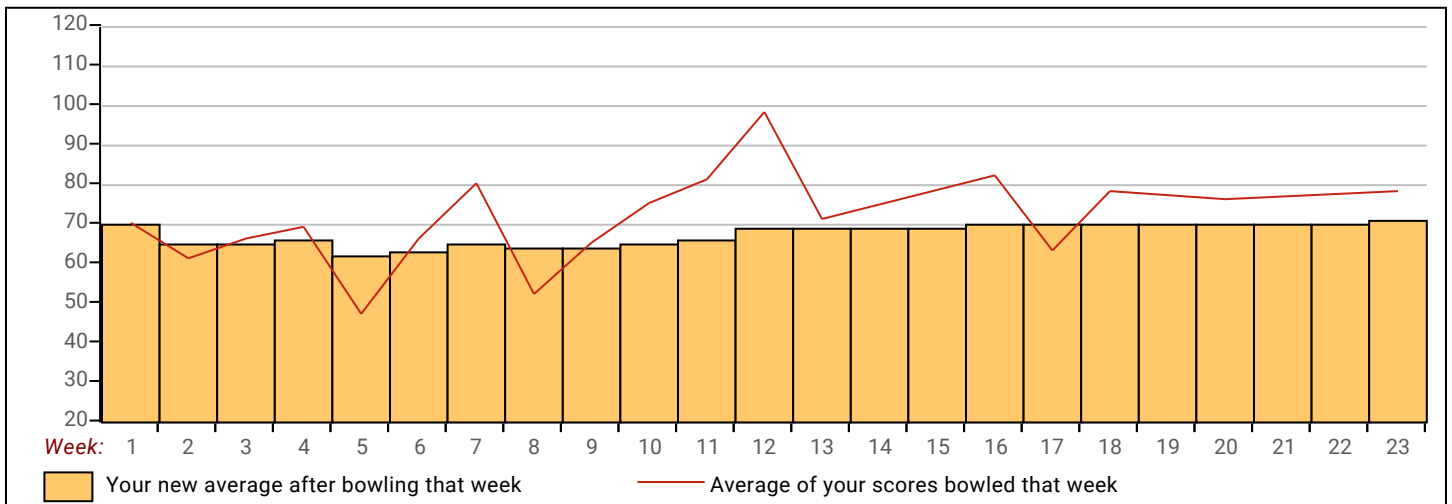
<u>&lt;100</u>	<u>100's</u>	<u>125's</u>	<u>150's</u>	<u>175's</u>	<u>200's</u>	<u>225's</u>	<u>250's</u>	<u>275's</u>	<u>300's</u>
53	1								
<u>&lt;400</u>	<u>400's</u>	<u>450's</u>	<u>500's</u>	<u>550's</u>	<u>600's</u>	<u>650's</u>	<u>700's</u>	<u>750's</u>	<u>800's</u>
18									

<u>Avg of Game 1</u>	<u>Avg of Game 2</u>	<u>Avg of Game 3</u>
72.17	68.06	73.67

High game of 114 on week 12      High series of 296 on week 12      High average of 71.30 after bowling week 23  
 Low game of 32 on week 8      Low series of 142 on week 5      Low average of 62.87 after bowling week 5

#### High Scores by Game

Game #1: 114 on week 12    Game #2: 94 on week 7    Game #3: 96 on week 12



# Hot Shots 2023-24

Note: This report includes information through April 2 which is Week 23 of 23

## Remington D. Lange's Bowling Record - Team 6: The Professional Pros

Week No.	Bowling Date	Old Avg	Old HDCP	---Average Change---				HDCP Total	Pins Gms		New - Old ---> +/-	High Game	High Sers	HDCP Game	HDCP Sers
				-1-	-2-	-3-	Total		Total	Total					
1	09/12/23	57	143	60	56	55	171	600	171	3	57.00 - 0.00 = 57.00	60	171	203	600
2	09/19/23	57	143	49	45	50	144	573	315	6	52.50 - 57.00 = -4.50	60	171	203	600
3	09/26/23	52	148	44	60	59	163	607	478	9	53.11 - 52.50 = 0.61	60	171	208	607
4	10/03/23	53	147	55	55	49	159	600	637	12	53.08 - 53.11 = -0.03	60	171	208	607
5	10/10/23	53	147	a43	a43	a43	129	570	637	12	53.08 - 53.08 = 0.00	60	171	208	607
6	10/17/23	53	147	57	53	46	156	597	793	15	52.87 - 53.08 = -0.22	60	171	208	607
7	10/24/23	52	148	50	76	70	196	640	989	18	54.94 - 52.87 = 2.08	76	196	224	640
8	11/07/23	54	146	35	53	54	142	580	1131	21	53.86 - 54.94 = -1.09	76	196	224	640
9	11/14/23	53	147	a43	a43	a43	129	570	1131	21	53.86 - 53.86 = 0.00	76	196	224	640
10	11/21/23	53	147	a43	a43	a43	129	570	1131	21	53.86 - 53.86 = 0.00	76	196	224	640
11	11/28/23	53	147	50	71	80	201	642	1332	24	55.50 - 53.86 = 1.64	80	201	227	642
12	12/05/23	55	145	83	68	83	234	669	1566	27	58.00 - 55.50 = 2.50	83	234	228	669

### End of 1st split

13	01/16/24	58	142	a48	a48	a48	144	570	1566	27	58.00 - 58.00 = 0.00	83	234	228	669
14	01/23/24	58	142	a48	a48	a48	144	570	1566	27	58.00 - 58.00 = 0.00	83	234	228	669
15	01/30/24	58	142	a48	a48	a48	144	570	1566	27	58.00 - 58.00 = 0.00	83	234	228	669
16	02/06/24	58	142	78	73	78	229	655	1795	30	59.83 - 58.00 = 1.83	83	234	228	669
17	02/13/24	59	141	75	76	64	215	638	2010	33	60.91 - 59.83 = 1.08	83	234	228	669
18	02/20/24	60	140	a50	a50	a50	150	570	2010	33	60.91 - 60.91 = 0.00	83	234	228	669
19	02/27/24	60	140	a50	a50	a50	150	570	2010	33	60.91 - 60.91 = 0.00	83	234	228	669
20	03/05/24	60	140	64	83	61	208	628	2218	36	61.61 - 60.91 = 0.70	83	234	228	669
21	03/12/24	61	0				0	0	2218	36	61.61 - 61.61 = 0.00	83	234	228	669
22	03/19/24	61	139	64	68	72	204	621	2422	39	62.10 - 61.61 = 0.49	83	234	228	669
23	04/02/24	62	138	70	66	78	214	628	2636	42	62.76 - 62.10 = 0.66	83	234	228	669

### End of 2nd split

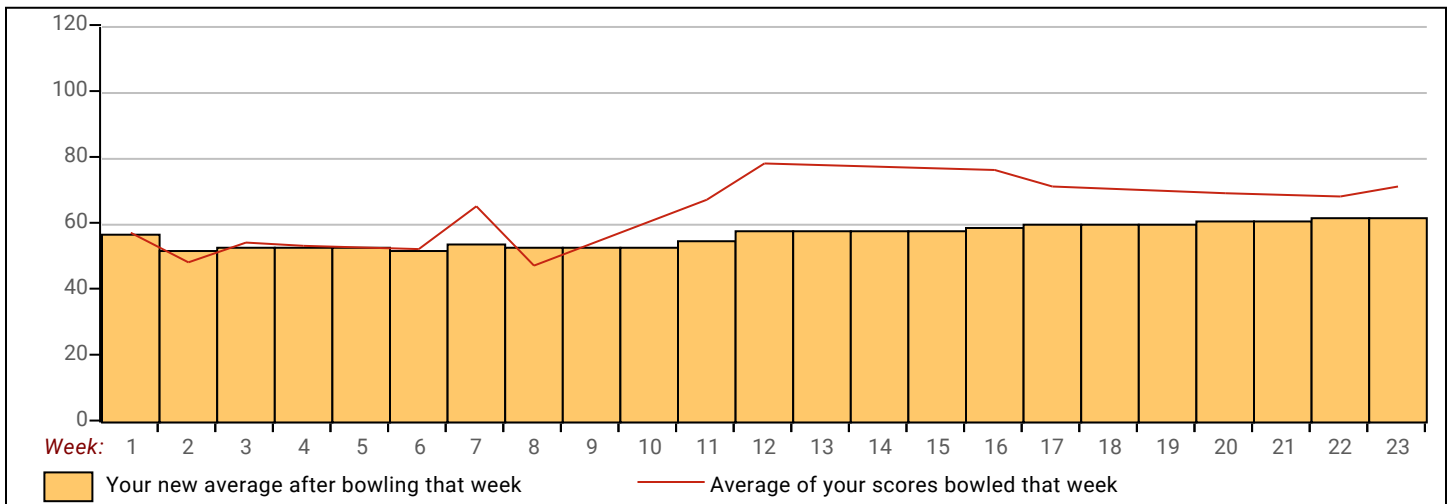
<u>&lt;100</u>	<u>100's</u>	<u>125's</u>	<u>150's</u>	<u>175's</u>	<u>200's</u>	<u>225's</u>	<u>250's</u>	<u>275's</u>	<u>300's</u>
42									
<u>&lt;400</u>	<u>400's</u>	<u>450's</u>	<u>500's</u>	<u>550's</u>	<u>600's</u>	<u>650's</u>	<u>700's</u>	<u>750's</u>	<u>800's</u>
14									

Avg of Game 1	Avg of Game 2	Avg of Game 3
59.57	64.50	64.21

High game of 83 on week 12      High series of 234 on week 12      High average of 62.76 after bowling week 23  
 Low game of 35 on week 8      Low series of 142 on week 8      Low average of 52.50 after bowling week 2

### High Scores by Game

Game #1: 83 on week 12    Game #2: 83 on week 20    Game #3: 83 on week 12



Note: This report includes information through April 2 which is Week 23 of 23

## Boue H. Lange's Bowling Record - Team 6: The Professional Pros

Week No.	Bowling Date	Old Avg	Old HDCP	---Average Change---			Total	HDCP Total	Pins Gms		New	Old	+/-	High Game	High Sers	HDCP Game	HDCP Sers
				-1-	-2-	-3-											
1	09/12/23	44	156	33	52	48	133	601	133	3	44.33	0.00	= 44.33	52	133	208	601
2	09/19/23	44	156	68	66	56	190	658	323	6	53.83	44.33	= 9.50	68	190	224	658
3	09/26/23	53	147	40	40	29	109	550	432	9	48.00	53.83	= -5.83	68	190	224	658
4	10/03/23	48	152	25	36	46	107	563	539	12	44.92	48.00	= -3.08	68	190	224	658
5	10/10/23	44	156	a34	a34	a34	102	570	539	12	44.92	44.92	= 0.00	68	190	224	658
6	10/17/23	44	156	53	49	41	143	611	682	15	45.47	44.92	= 0.55	68	190	224	658
7	10/24/23	45	155	33	38	60	131	596	813	18	45.17	45.47	= -0.30	68	190	224	658
8	11/07/23	45	155	61	55	34	150	615	963	21	45.86	45.17	= 0.69	68	190	224	658
9	11/14/23	45	155	a35	a35	a35	105	570	963	21	45.86	45.86	= 0.00	68	190	224	658
10	11/21/23	45	155	a35	a35	a35	105	570	963	21	45.86	45.86	= 0.00	68	190	224	658
11	11/28/23	45	155	52	60	41	153	618	1116	24	46.50	45.86	= 0.64	68	190	224	658
12	12/05/23	46	154	77	53	39	169	631	1285	27	47.59	46.50	= 1.09	77	190	231	658

### End of 1st split

13	01/16/24	47	153	a37	a37	a37	111	570	1285	27	47.59	47.59	= 0.00	77	190	231	658
14	01/23/24	47	153	a37	a37	a37	111	570	1285	27	47.59	47.59	= 0.00	77	190	231	658
15	01/30/24	47	153	a37	a37	a37	111	570	1285	27	47.59	47.59	= 0.00	77	190	231	658
16	02/06/24	47	153	55	67	54	176	635	1461	30	48.70	47.59	= 1.11	77	190	231	658
17	02/13/24	48	152	55	79	62	196	652	1657	33	50.21	48.70	= 1.51	79	196	231	658
18	02/20/24	50	150	a40	a40	a40	120	570	1657	33	50.21	50.21	= 0.00	79	196	231	658
19	02/27/24	50	150	a40	a40	a40	120	570	1657	33	50.21	50.21	= 0.00	79	196	231	658
20	03/05/24	50	150	76	74	46	196	646	1853	36	51.47	50.21	= 1.26	79	196	231	658
21	03/12/24	51	0				0	0	1853	36	51.47	51.47	= 0.00	79	196	231	658
22	03/19/24	51	149	64	45	48	157	604	2010	39	51.54	51.47	= 0.07	79	196	231	658
23	04/02/24	51	149	49	9	38	96	543	2106	42	50.14	51.54	= -1.40	79	196	231	658

### End of 2nd split

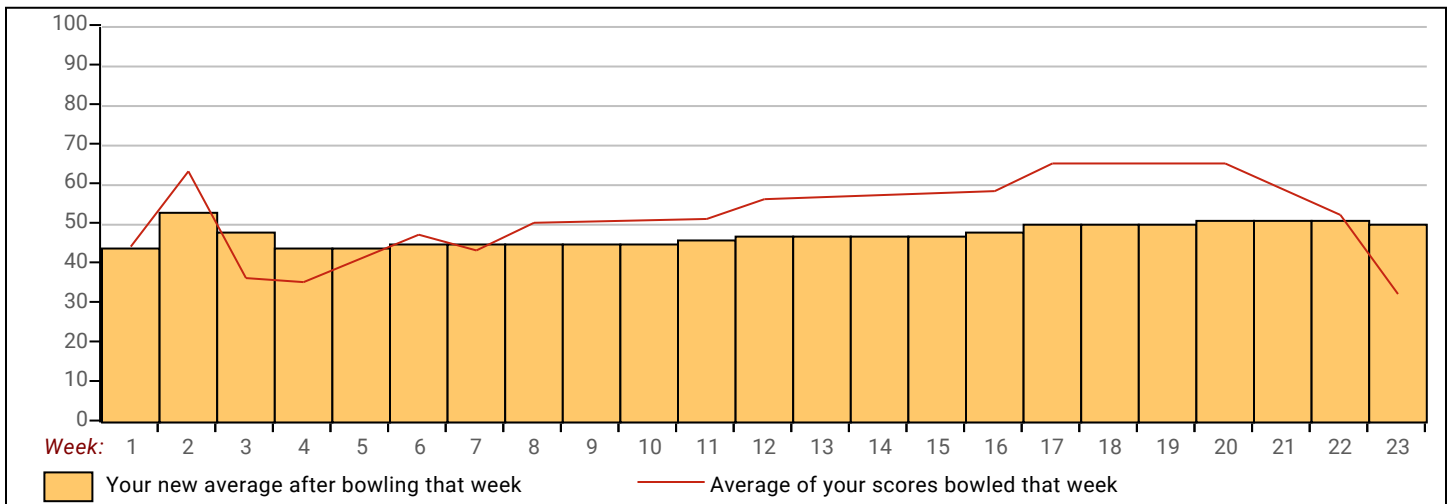
<u>&lt;100</u>	<u>100's</u>	<u>125's</u>	<u>150's</u>	<u>175's</u>	<u>200's</u>	<u>225's</u>	<u>250's</u>	<u>275's</u>	<u>300's</u>
42									
<u>&lt;400</u>	<u>400's</u>	<u>450's</u>	<u>500's</u>	<u>550's</u>	<u>600's</u>	<u>650's</u>	<u>700's</u>	<u>750's</u>	<u>800's</u>
14									

Avg of Game 1	Avg of Game 2	Avg of Game 3
52.93	51.64	45.86

High game of **79** on week **17**      High series of **196** on week **17**      High average of **53.83** after bowling week **2**  
 Low game of **9** on week **23**      Low series of **96** on week **23**      Low average of **44.33** after bowling week **1**

#### High Scores by Game

Game #1: **77** on week **12**    Game #2: **79** on week **17**    Game #3: **62** on week **17**



Note: This report includes information through April 2 which is Week 23 of 23

## Dylan J. Ryan's Bowling Record - Team 6: The Professional Pros

Week No.	Bowling Date	Old Avg	Old HDCP	---Average Change---				HDCP Total	Pins Gms		New - Old ---> +/-	High Game	High Sers	HDCP Game	HDCP Sers
				-1-	-2-	-3-	Total		Total	Gms					
1	09/12/23	51	149	42	53	60	155	602	155	3	51.67 - 0.00 = 51.67	60	155	209	602
2	09/19/23	51	149	a41	a41	a41	123	570	155	3	51.67 - 51.67 = 0.00	60	155	209	602
3	09/26/23	51	149	54	72	36	162	609	317	6	52.83 - 51.67 = 1.17	72	162	221	609
4	10/03/23	52	148	a42	a42	a42	126	570	317	6	52.83 - 52.83 = 0.00	72	162	221	609
5	10/10/23	52	148	65	26	66	157	601	474	9	52.67 - 52.83 = -0.17	72	162	221	609
6	10/17/23	52	148	52	73	49	174	618	648	12	54.00 - 52.67 = 1.33	73	174	221	618
7	10/24/23	54	146	56	53	81	190	628	838	15	55.87 - 54.00 = 1.87	81	190	227	628
8	11/07/23	55	145	71	70	67	208	643	1046	18	58.11 - 55.87 = 2.24	81	208	227	643
9	11/14/23	58	142	a48	a48	a48	144	570	1046	18	58.11 - 58.11 = 0.00	81	208	227	643
10	11/21/23	120	80	v120	v120	v120	360	600	1046	18	58.11 - 58.11 = 0.00	81	208	227	643
11	11/28/23	58	142	48	80	56	184	610	1230	21	58.57 - 58.11 = 0.46	81	208	227	643
12	12/05/23	58	142	a48	a48	a48	144	570	1230	21	58.57 - 58.57 = 0.00	81	208	227	643

### End of 1st split

13	01/16/24	58	142	a48	a48	a48	144	570	1230	21	58.57 - 58.57 = 0.00	81	208	227	643
14	01/23/24	58	142	a48	a48	a48	144	570	1230	21	58.57 - 58.57 = 0.00	81	208	227	643
15	01/30/24	58	142	a48	a48	a48	144	570	1230	21	58.57 - 58.57 = 0.00	81	208	227	643
16	02/06/24	58	142	a48	a48	a48	144	570	1230	21	58.57 - 58.57 = 0.00	81	208	227	643
17	02/13/24	58	142	a48	a48	a48	144	570	1230	21	58.57 - 58.57 = 0.00	81	208	227	643
18	02/20/24	58	142	a48	a48	a48	144	570	1230	21	58.57 - 58.57 = 0.00	81	208	227	643
19	02/27/24	58	142	a48	a48	a48	144	570	1230	21	58.57 - 58.57 = 0.00	81	208	227	643
20	03/05/24	58	142	a48	a48	a48	144	570	1230	21	58.57 - 58.57 = 0.00	81	208	227	643
21	03/12/24	58	0				0	0	1230	21	58.57 - 58.57 = 0.00	81	208	227	643
22	03/19/24	58	142	a48	a48	a48	144	570	1230	21	58.57 - 58.57 = 0.00	81	208	227	643
23	04/02/24	58	142	a48	a48	a48	144	570	1230	21	58.57 - 58.57 = 0.00	81	208	227	643

### End of 2nd split

<u>&lt;100</u>	<u>100's</u>	<u>125's</u>	<u>150's</u>	<u>175's</u>	<u>200's</u>	<u>225's</u>	<u>250's</u>	<u>275's</u>	<u>300's</u>
21									
<u>&lt;400</u>	<u>400's</u>	<u>450's</u>	<u>500's</u>	<u>550's</u>	<u>600's</u>	<u>650's</u>	<u>700's</u>	<u>750's</u>	<u>800's</u>
7									

<u>Avg of Game 1</u>	<u>Avg of Game 2</u>	<u>Avg of Game 3</u>
55.43	61.00	59.29

High game of **81** on week **7**      High series of **208** on week **8**      High average of **58.57** after bowling week **11**  
 Low game of **26** on week **5**      Low series of **155** on week **1**      Low average of **51.67** after bowling week **1**

#### High Scores by Game

Game #1: **71** on week **8**    Game #2: **80** on week **11**    Game #3: **81** on week **7**

