

Note: This report includes information through April 2 which is Week 23 of 23

Team 5: The People's

Name	Avg HDCP		Pins Gms		True Average	To Raise Avg +1	High Game	High Sers	HDCP Game	HDCP Sers	Most Improved Avg +/-	
Liz L. Grupe	106	94	6723	63	106.71	339	163	373	258	703	101	+5.71
Fulton F. Moyer	136	64	8219	60	136.98	412	190	513	262	717	119	+17.98
Turner H. Johnson	133	67	4001	30	133.37	421	185	468	260	717	117	+16.37
Hewitt P. Moyer	157	43	1415	9	157.22	481	180	482	222	602		

Team History

Week No.	Bowling Date	Opp. Team	-1-	-2-	-3-	Total	Avg p/gm	Last Wk WON	Last Wk Lost	Points Won	Points Lost	High Game	High Sers	HDCP Game	HDCP Sers
1	09/12/23	6	389	417	444	1250	416	2	2	2	2	444	1250	829	2405
2	09/19/23	7	459	455	455	1369	436	4	0	6	2	459	1369	837	2503
3	09/26/23	4	483	487	518	1488	456	3½	0½	9½	2½	518	1488	880	2574
4	10/03/23	1	447	458	480	1385	457	4	0	13½	2½	518	1488	880	2574
5	10/10/23	2	512	552	559	1623	474	4	0	17½	2½	559	1623	894	2628
6	10/17/23	8	495	504	474	1473	477	3	1	20½	3½	559	1623	894	2628
7	10/24/23	3	468	467	581	1516	481	3	1	23½	4½	581	1623	897	2628
8	11/07/23	6	470	448	499	1417	480	0	4	23½	8½	581	1623	897	2628
9	11/14/23	7	526	479	536	1541	483	1	3	24½	11½	581	1623	897	2628
10	11/21/23	4	468	546	492	1506	485	2	2	26½	13½	581	1623	897	2628
11	11/28/23	1	478	470	491	1439	485	1	3	27½	16½	581	1623	897	2628
12	12/05/23	2	520	506	490	1516	486	3	1	30½	17½	581	1623	897	2628

End of 1st split

13	01/16/24	8	538	587	518	1643	491	4	0	4	0	587	1643	897	2628
14	01/23/24	3	496	523	617	1636	495	3	1	7	1	617	1643	917	2628
15	01/30/24	6	528	502	612	1642	498	4	0	11	1	617	1643	917	2628
16	02/06/24	7	442	498	501	1441	497	3	1	14	2	617	1643	917	2628
17	02/13/24	4	512	515	497	1524	498	2	2	16	4	617	1643	917	2628
18	02/20/24	1	484	481	460	1425	496	1	3	17	7	617	1643	917	2628
19	02/27/24	2	472	452	485	1409	495	4	0	21	7	617	1643	917	2628
20	03/05/24	8	528	574	570	1672	498	4	0	25	7	617	1672	917	2628
21	03/12/24	3	480	579	594	1653	501	3	1	28	8	617	1672	917	2628
22	03/19/24	6	495	513	609	1617	502	3	1	31	9	617	1672	917	2628
23	04/02/24	7	574	516	543	1633	504	0	4	31	13	617	1672	917	2628

End of 2nd split

Note: This report includes information through April 2 which is Week 23 of 23

Liz L. Grupe's Bowling Record - Team 5: The People's

Week No.	Bowling Date	Old Avg	Old HDCP	Scores				Total	HDCP Total	Pins Gms		---Average Change---			High Game	High Sers	HDCP Game	HDCP Sers	
				-1-	-2-	-3-	Total			New	Old	Change							
1	09/12/23	90	110	66	89	117	272	602	272	3	90.67	-	0.00	=	90.67	117	272	227	602
2	09/19/23	90	110	130	123	120	373	703	645	6	107.50	-	90.67	=	16.83	130	373	240	703
3	09/26/23	107	93	94	106	111	311	590	956	9	106.22	-	107.50	=	-1.28	130	373	240	703
4	10/03/23	106	94	84	86	96	266	548	1222	12	101.83	-	106.22	=	-4.39	130	373	240	703
5	10/10/23	101	99	125	87	155	367	664	1589	15	105.93	-	101.83	=	4.10	155	373	254	703
6	10/17/23	105	95	105	82	89	276	561	1865	18	103.61	-	105.93	=	-2.32	155	373	254	703
7	10/24/23	103	97	111	118	133	362	653	2227	21	106.05	-	103.61	=	2.44	155	373	254	703
8	11/07/23	106	94	132	86	106	324	606	2551	24	106.29	-	106.05	=	0.24	155	373	254	703
9	11/14/23	106	94	112	97	99	308	590	2859	27	105.89	-	106.29	=	-0.40	155	373	254	703
10	11/21/23	105	95	109	141	115	365	650	3224	30	107.47	-	105.89	=	1.58	155	373	254	703
11	11/28/23	107	93	98	93	102	293	572	3517	33	106.58	-	107.47	=	-0.89	155	373	254	703
12	12/05/23	106	94	104	128	119	351	633	3868	36	107.44	-	106.58	=	0.87	155	373	254	703

End of 1st split

13	01/16/24	107	93	125	119	120	364	643	4232	39	108.51	-	107.44	=	1.07	155	373	254	703
14	01/23/24	108	92	a98	a98	a98	294	570	4232	39	108.51	-	108.51	=	0.00	155	373	254	703
15	01/30/24	108	92	84	109	132	325	601	4557	42	108.50	-	108.51	=	-0.01	155	373	254	703
16	02/06/24	108	92	79	101	99	279	555	4836	45	107.47	-	108.50	=	-1.03	155	373	254	703
17	02/13/24	107	93	101	117	121	339	618	5175	48	107.81	-	107.47	=	0.35	155	373	254	703
18	02/20/24	107	93	111	108	87	306	585	5481	51	107.47	-	107.81	=	-0.34	155	373	254	703
19	02/27/24	107	93	99	79	112	290	569	5771	54	106.87	-	107.47	=	-0.60	155	373	254	703
20	03/05/24	106	94	68	101	95	264	546	6035	57	105.88	-	106.87	=	-0.99	155	373	254	703
21	03/12/24	105	95	89	106	121	316	601	6351	60	105.85	-	105.88	=	-0.03	155	373	254	703
22	03/19/24	105	95	119	90	163	372	657	6723	63	106.71	-	105.85	=	0.86	163	373	258	703
23	04/02/24	106	94	a96	a96	a96	288	570	6723	63	106.71	-	106.71	=	0.00	163	373	258	703

End of 2nd split

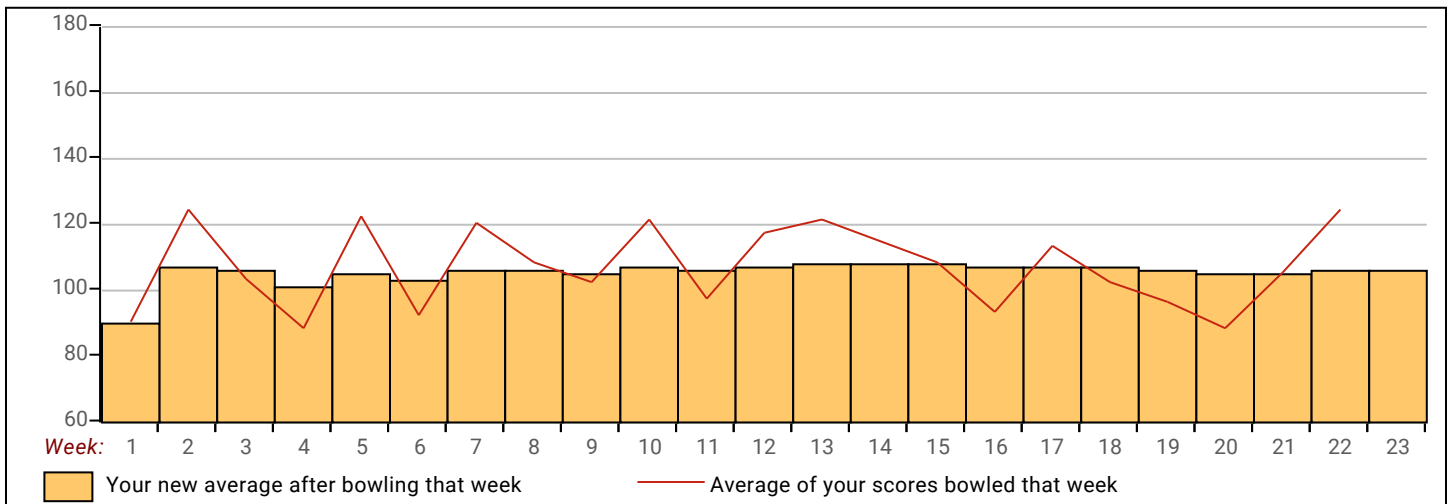
<u><100</u>	<u>100's</u>	<u>125's</u>	<u>150's</u>	<u>175's</u>	<u>200's</u>	<u>225's</u>	<u>250's</u>	<u>275's</u>	<u>300's</u>
24	29	8	2						
<u><400</u>	<u>400's</u>	<u>450's</u>	<u>500's</u>	<u>550's</u>	<u>600's</u>	<u>650's</u>	<u>700's</u>	<u>750's</u>	<u>800's</u>
21									

<u>Avg of Game 1</u>	<u>Avg of Game 2</u>	<u>Avg of Game 3</u>
102.14	103.14	114.86

High game of 163 on week 22 High series of 373 on week 2 High average of 108.51 after bowling week 13
 Low game of 66 on week 1 Low series of 264 on week 20 Low average of 90.67 after bowling week 1

High Scores by Game

Game #1: 132 on week 8 Game #2: 141 on week 10 Game #3: 163 on week 22



Note: This report includes information through April 2 which is Week 23 of 23

Fulton F. Moyer's Bowling Record - Team 5: The People's

Week No.	Bowling Date	Old Avg	Old HDCP	---Average Change---				HDCP Total	Pins Gms		New	Old	+/-	High Game	High Sers	HDCP Game	HDCP Sers
				-1-	-2-	-3-	Total		Total	Total							
1	09/12/23	88	112	102	88	75	265	601	265	3	88.33	- 0.00	= 88.33	102	265	214	601
2	09/19/23	88	112	85	133	103	321	657	586	6	97.67	- 88.33	= 9.33	133	321	245	657
3	09/26/23	97	103	120	155	125	400	709	986	9	109.56	- 97.67	= 11.89	155	400	258	709
4	10/03/23	109	91	138	147	159	444	717	1430	12	119.17	- 109.56	= 9.61	159	444	258	717
5	10/10/23	119	81	120	172	127	419	662	1849	15	123.27	- 119.17	= 4.10	172	444	258	717
6	10/17/23	123	77	116	130	95	341	572	2190	18	121.67	- 123.27	= -1.60	172	444	258	717
7	10/24/23	121	79	121	112	177	410	647	2600	21	123.81	- 121.67	= 2.14	177	444	258	717
8	11/07/23	123	77	88	96	132	316	547	2916	24	121.50	- 123.81	= -2.31	177	444	258	717
9	11/14/23	121	79	92	119	132	343	580	3259	27	120.70	- 121.50	= -0.80	177	444	258	717
10	11/21/23	120	80	110	131	122	363	603	3622	30	120.73	- 120.70	= 0.03	177	444	258	717
11	11/28/23	120	80	135	132	144	411	651	4033	33	122.21	- 120.73	= 1.48	177	444	258	717
12	12/05/23	122	78	171	133	126	430	664	4463	36	123.97	- 122.21	= 1.76	177	444	258	717

End of 1st split

13	01/16/24	123	77	165	160	143	468	699	4931	39	126.44	- 123.97	= 2.46	177	468	258	717
14	01/23/24	126	74	148	130	169	447	669	5378	42	128.05	- 126.44	= 1.61	177	468	258	717
15	01/30/24	128	72	162	143	190	495	711	5873	45	130.51	- 128.05	= 2.46	190	495	262	717
16	02/06/24	130	70	111	145	150	406	616	6279	48	130.81	- 130.51	= 0.30	190	495	262	717
17	02/13/24	130	70	159	146	124	429	639	6708	51	131.53	- 130.81	= 0.72	190	495	262	717
18	02/20/24	131	69	a121	a121	a121	363	570	6708	51	131.53	- 131.53	= 0.00	190	495	262	717
19	02/27/24	131	69	a121	a121	a121	363	570	6708	51	131.53	- 131.53	= 0.00	190	495	262	717
20	03/05/24	131	69	184	165	148	497	704	7205	54	133.43	- 131.53	= 1.90	190	497	262	717
21	03/12/24	133	67	129	184	188	501	702	7706	57	135.19	- 133.43	= 1.77	190	501	262	717
22	03/19/24	135	65	a125	a125	a125	375	570	7706	57	135.19	- 135.19	= 0.00	190	501	262	717
23	04/02/24	135	65	175	156	182	513	708	8219	60	136.98	- 135.19	= 1.79	190	513	262	717

End of 2nd split

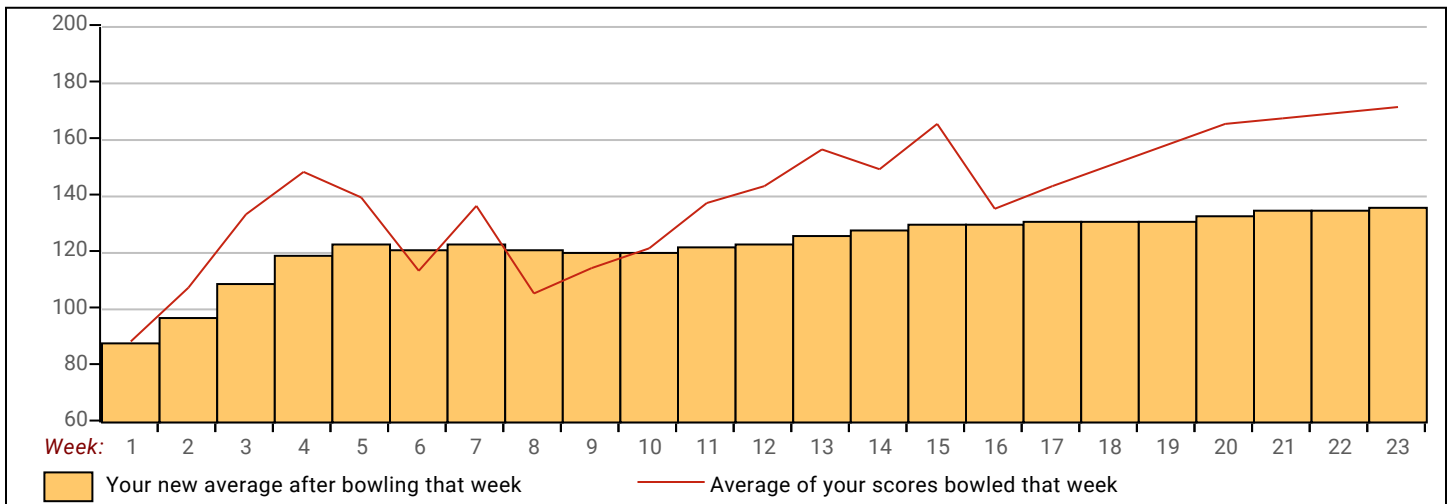
<u><100</u>	<u>100's</u>	<u>125's</u>	<u>150's</u>	<u>175's</u>	<u>200's</u>	<u>225's</u>	<u>250's</u>	<u>275's</u>	<u>300's</u>
7	12	22	12	7					
<u><400</u>	<u>400's</u>	<u>450's</u>	<u>500's</u>	<u>550's</u>	<u>600's</u>	<u>650's</u>	<u>700's</u>	<u>750's</u>	<u>800's</u>
6	9	3	2						

<u>Avg of Game 1</u>	<u>Avg of Game 2</u>	<u>Avg of Game 3</u>
131.55	138.85	140.55

High game of 190 on week 15 High series of 513 on week 23 High average of 136.98 after bowling week 23
 Low game of 75 on week 1 Low series of 265 on week 1 Low average of 88.33 after bowling week 1

High Scores by Game

Game #1: 184 on week 20 Game #2: 184 on week 21 Game #3: 190 on week 15



Note: This report includes information through April 2 which is Week 23 of 23

Turner H. Johnson's Bowling Record - Team 5: The People's

Week No.	Bowling Date	Old Avg	Old HDCP	---Average Change---				HDCP Total	Pins Gms		New - Old ---> +/-	High Game	High Sers	HDCP Game	HDCP Sers
				-1-	-2-	-3-	Total		Total	Total					
1	09/12/23	117	83	101	120	132	353	602	353	3	117.67 - 0.00 = 117.67	132	353	215	602
2	09/19/23	117	83	120	80	93	293	542	646	6	107.67 - 117.67 = -10.00	132	353	215	602
3	09/26/23	107	93	115	109	122	346	625	992	9	110.22 - 107.67 = 2.56	132	353	215	625
4	10/03/23	110	90	a100	a100	a100	300	570	992	9	110.22 - 110.22 = 0.00	132	353	215	625
5	10/10/23	110	90	128	140	149	417	687	1409	12	117.42 - 110.22 = 7.19	149	417	239	687
6	10/17/23	117	83	158	169	141	468	717	1877	15	125.13 - 117.42 = 7.72	169	468	252	717
7	10/24/23	125	75	a115	a115	a115	345	570	1877	15	125.13 - 125.13 = 0.00	169	468	252	717
8	11/07/23	125	75	143	123	114	380	605	2257	18	125.39 - 125.13 = 0.26	169	468	252	717
9	11/14/23	125	75	185	117	138	440	665	2697	21	128.43 - 125.39 = 3.04	185	468	260	717
10	11/21/23	128	72	a118	a118	a118	354	570	2697	21	128.43 - 128.43 = 0.00	185	468	260	717
11	11/28/23	128	72	a118	a118	a118	354	570	2697	21	128.43 - 128.43 = 0.00	185	468	260	717
12	12/05/23	128	72	a118	a118	a118	354	570	2697	21	128.43 - 128.43 = 0.00	185	468	260	717

End of 1st split

13	01/16/24	128	72	a118	a118	a118	354	570	2697	21	128.43 - 128.43 = 0.00	185	468	260	717
14	01/23/24	128	72	120	144	185	449	665	3146	24	131.08 - 128.43 = 2.65	185	468	260	717
15	01/30/24	131	69	a121	a121	a121	363	570	3146	24	131.08 - 131.08 = 0.00	185	468	260	717
16	02/06/24	131	69	a121	a121	a121	363	570	3146	24	131.08 - 131.08 = 0.00	185	468	260	717
17	02/13/24	131	69	a121	a121	a121	363	570	3146	24	131.08 - 131.08 = 0.00	185	468	260	717
18	02/20/24	131	69	a121	a121	a121	363	570	3146	24	131.08 - 131.08 = 0.00	185	468	260	717
19	02/27/24	131	69	a121	a121	a121	363	570	3146	24	131.08 - 131.08 = 0.00	185	468	260	717
20	03/05/24	131	69	133	129	167	429	636	3575	27	132.41 - 131.08 = 1.32	185	468	260	717
21	03/12/24	132	68	a122	a122	a122	366	570	3575	27	132.41 - 132.41 = 0.00	185	468	260	717
22	03/19/24	132	68	103	150	173	426	630	4001	30	133.37 - 132.41 = 0.96	185	468	260	717
23	04/02/24	133	67	a123	a123	a123	369	570	4001	30	133.37 - 133.37 = 0.00	185	468	260	717

End of 2nd split

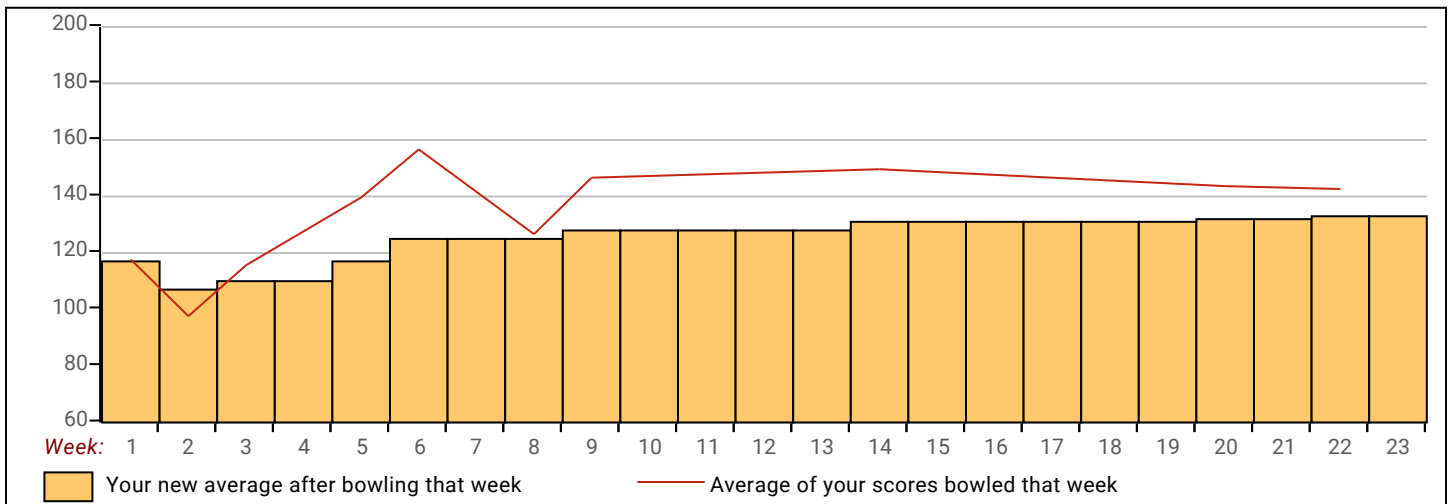
<u><100</u>	<u>100's</u>	<u>125's</u>	<u>150's</u>	<u>175's</u>	<u>200's</u>	<u>225's</u>	<u>250's</u>	<u>275's</u>	<u>300's</u>
2	11	10	5	2					
<u><400</u>	<u>400's</u>	<u>450's</u>	<u>500's</u>	<u>550's</u>	<u>600's</u>	<u>650's</u>	<u>700's</u>	<u>750's</u>	<u>800's</u>
4	5	1							

<u>Avg of Game 1</u>	<u>Avg of Game 2</u>	<u>Avg of Game 3</u>
130.60	128.10	141.40

High game of 185 on week 9 High series of 468 on week 6 High average of 133.37 after bowling week 22
 Low game of 80 on week 2 Low series of 293 on week 2 Low average of 107.67 after bowling week 2

High Scores by Game

Game #1: 185 on week 9 Game #2: 169 on week 6 Game #3: 185 on week 14



Note: This report includes information through April 2 which is Week 23 of 23

Hewitt P. Moyer's Bowling Record - Team 5: The People's

Week No.	Bowling Date	Old Avg	Old HDCP					HDCP				---Average Change---			High Game	High Sers	HDCP Game	HDCP Sers
				-1-	-2-	-3-	Total	Total	Pins	Gms	New	Old	---> +/-					
1	09/12/23	120	0				0	0	0	0	-	0.00	=	0.00	0	0		
2	09/19/23	120	0				0	0	0	0	-	0.00	=	0.00	0	0		
3	09/26/23	120	0				0	0	0	0	-	0.00	=	0.00	0	0		
4	10/03/23	120	0				0	0	0	0	-	0.00	=	0.00	0	0		
5	10/10/23	120	0				0	0	0	0	-	0.00	=	0.00	0	0		
6	10/17/23	120	0				0	0	0	0	-	0.00	=	0.00	0	0		
7	10/24/23	120	0				0	0	0	0	-	0.00	=	0.00	0	0		
8	11/07/23	120	0				0	0	0	0	-	0.00	=	0.00	0	0		
9	11/14/23	120	0				0	0	0	0	-	0.00	=	0.00	0	0		
10	11/21/23	120	0				0	0	0	0	-	0.00	=	0.00	0	0		
11	11/28/23	120	0				0	0	0	0	-	0.00	=	0.00	0	0		
12	12/05/23	120	0				0	0	0	0	-	0.00	=	0.00	0	0		

End of 1st split

13	01/16/24	120	0				0	0	0	0	-	0.00	=	0.00	0	0			
14	01/23/24	120	0				0	0	0	0	-	0.00	=	0.00	0	0			
15	01/30/24	0	0				0	0	0	0	-	0.00	=	0.00	0	0			
16	02/06/24	0	0				0	0	0	0	-	0.00	=	0.00	0	0			
17	02/13/24	0	0				0	0	0	0	-	0.00	=	0.00	0	0			
18	02/20/24	120	0				0	0	0	0	-	0.00	=	0.00	0	0			
19	02/27/24	120	0				0	0	0	0	-	0.00	=	0.00	0	0			
20	03/05/24	160	40	143	179	160	482	602	482	3	160.67	-	0.00	=	160.67	179	482	219	602
21	03/12/24	160	40	140	167	163	470	590	952	6	158.67	-	160.67	=	-2.00	179	482	219	602
22	03/19/24	158	42	a148	a148	a148	444	570	952	6	158.67	-	158.67	=	0.00	179	482	219	602
23	04/02/24	158	42	180	141	142	463	589	1415	9	157.22	-	158.67	=	-1.44	180	482	222	602

End of 2nd split

<u><100</u>	<u>100's</u>	<u>125's</u>	<u>150's</u>	<u>175's</u>	<u>200's</u>	<u>225's</u>	<u>250's</u>	<u>275's</u>	<u>300's</u>
		4	3	2					
<u><400</u>	<u>400's</u>	<u>450's</u>	<u>500's</u>	<u>550's</u>	<u>600's</u>	<u>650's</u>	<u>700's</u>	<u>750's</u>	<u>800's</u>
		3							

<u>Avg of Game 1</u>	<u>Avg of Game 2</u>	<u>Avg of Game 3</u>
154.33	162.33	155.00

High game of **180** on week **23** High series of **482** on week **20** High average of **160.67** after bowling week **20**
 Low game of **140** on week **21** Low series of **463** on week **23** Low average of **157.22** after bowling week **23**

High Scores by Game
 Game #1: **180** on week **23** Game #2: **179** on week **20** Game #3: **163** on week **21**

