

# Hot Shots 2023-24

Note: This report includes information through April 2 which is Week 23 of 23

## Team 4: Team 4

Name	Avg HDCP		Pins Gms		True Average	To Raise Avg +1	High Game	High Sers	HDCP Game	HDCP Sers	Most Improved Avg +/-	
Amanda R. Hodges	126	74	8348	66	126.48	415	179	464	255	692	126	+0.48
Natalia M. Calderon	73	127	663	9	73.67	225	109	244	241	637		
Miley M. Hidy	73	127	2655	36	73.75	231	104	267	233	656	62	+11.75
Livy Bailey	116	84	2798	24	116.58	361	150	425	239	686	120	-3.42

## Team History

Week No.	Bowling Date	Opp. Team	-1-	-2-	-3-	Total	Avg p/gm	Last Wk WON	Last Wk Lost	Points Won	Points Lost	High Game	High Sers	HDCP Game	HDCP Sers
1	09/12/23	3	413	409	470	1292	430	2	2	2	2	470	1292	840	2402
2	09/19/23	2	445	427	444	1316	434	4	0	6	2	470	1316	840	2426
3	09/26/23	5	423	482	436	1341	438	0½	3½	6½	5½	482	1341	849	2442
4	10/03/23	8	431	439	435	1305	437	1	3	7½	8½	482	1341	849	2442
5	10/10/23	6	377	349	387	1113	424	4	0	11½	8½	482	1341	849	2442
6	10/17/23	1	372	352	370	1094	414	2	2	13½	10½	482	1341	849	2442
7	10/24/23	7	355	382	365	1102	407	3	1	16½	11½	482	1341	849	2442
8	11/07/23	3	376	395	372	1143	404	1	3	17½	14½	482	1341	849	2442
9	11/14/23	2	359	359	371	1089	399	0½	3½	18	18	482	1341	849	2442
10	11/21/23	5	391	394	392	1177	399	2	2	20	20	482	1341	849	2442
11	11/28/23	8	401	362	397	1160	397	3	1	23	21	482	1341	849	2442
12	12/05/23	6	395	421	395	1211	398	1	3	24	24	482	1341	849	2453

### End of 1st split

13	01/16/24	1	344	357	341	1042	394	4	0	4	0	482	1341	849	2453
14	01/23/24	7	344	369	347	1060	391	0	4	4	4	482	1341	849	2453
15	01/30/24	3	366	350	394	1110	390	0	4	4	8	482	1341	849	2453
16	02/06/24	2	455	424	418	1297	392	3	1	7	9	482	1341	849	2453
17	02/13/24	5	338	392	374	1104	391	2	2	9	11	482	1341	849	2453
18	02/20/24	8	384	386	397	1167	391	4	0	13	11	482	1341	849	2453
19	02/27/24	6	351	341	381	1073	389	4	0	17	11	482	1341	849	2453
20	03/05/24	1	457	416	414	1287	391	4	0	21	11	482	1341	871	2529
21	03/12/24	7	345	396	372	1113	390	2	2	23	13	482	1341	871	2529
22	03/19/24	3	361	332	370	1063	388	0	4	23	17	482	1341	871	2529
23	04/02/24	2	353	381	386	1120	388	4	0	27	17	482	1341	871	2529

### End of 2nd split

Note: This report includes information through April 2 which is Week 23 of 23

## Amanda R. Hodges's Bowling Record - Team 4: Team 4

Week No.	Bowling Date	Old Avg	Old HDCP	---Average Change---				HDCP Total	Pins Gms		New - Old ---> +/-	High Game	High Sers	HDCP Game	HDCP Sers
				-1-	-2-	-3-	Total		Total	Total					
1	09/12/23	122	78	116	131	121	368	602	368	3	122.67 - 0.00 = 122.67	131	368	209	602
2	09/19/23	122	78	122	114	145	381	615	749	6	124.83 - 122.67 = 2.17	145	381	223	615
3	09/26/23	124	76	113	148	116	377	605	1126	9	125.11 - 124.83 = 0.28	148	381	224	615
4	10/03/23	125	75	128	136	132	396	621	1522	12	126.83 - 125.11 = 1.72	148	396	224	621
5	10/10/23	126	74	137	130	144	411	633	1933	15	128.87 - 126.83 = 2.03	148	411	224	633
6	10/17/23	128	72	129	106	129	364	580	2297	18	127.61 - 128.87 = -1.26	148	411	224	633
7	10/24/23	127	73	110	134	122	366	585	2663	21	126.81 - 127.61 = -0.80	148	411	224	633
8	11/07/23	126	74	118	125	127	370	592	3033	24	126.38 - 126.81 = -0.43	148	411	224	633
9	11/14/23	126	74	124	124	136	384	606	3417	27	126.56 - 126.38 = 0.18	148	411	224	633
10	11/21/23	126	74	127	123	136	386	608	3803	30	126.77 - 126.56 = 0.21	148	411	224	633
11	11/28/23	126	74	163	124	159	446	668	4249	33	128.76 - 126.77 = 1.99	163	446	237	668
12	12/05/23	128	72	142	141	128	411	627	4660	36	129.44 - 128.76 = 0.69	163	446	237	668

### End of 1st split

13	01/16/24	129	71	113	91	106	310	523	4970	39	127.44 - 129.44 = -2.01	163	446	237	668
14	01/23/24	127	73	115	123	96	334	553	5304	42	126.29 - 127.44 = -1.15	163	446	237	668
15	01/30/24	126	74	115	116	151	382	604	5686	45	126.36 - 126.29 = 0.07	163	446	237	668
16	02/06/24	126	74	a116	a116	a116	348	570	5686	45	126.36 - 126.36 = 0.00	163	446	237	668
17	02/13/24	126	74	103	146	122	371	593	6057	48	126.19 - 126.36 = -0.17	163	446	237	668
18	02/20/24	126	74	116	121	133	370	592	6427	51	126.02 - 126.19 = -0.17	163	446	237	668
19	02/27/24	126	74	93	112	116	321	543	6748	54	124.96 - 126.02 = -1.06	163	446	237	668
20	03/05/24	124	76	155	130	179	464	692	7212	57	126.53 - 124.96 = 1.56	179	464	255	692
21	03/12/24	126	74	106	128	127	361	583	7573	60	126.22 - 126.53 = -0.31	179	464	255	692
22	03/19/24	126	74	128	99	137	364	586	7937	63	125.98 - 126.22 = -0.23	179	464	255	692
23	04/02/24	125	75	145	136	130	411	636	8348	66	126.48 - 125.98 = 0.50	179	464	255	692

### End of 2nd split

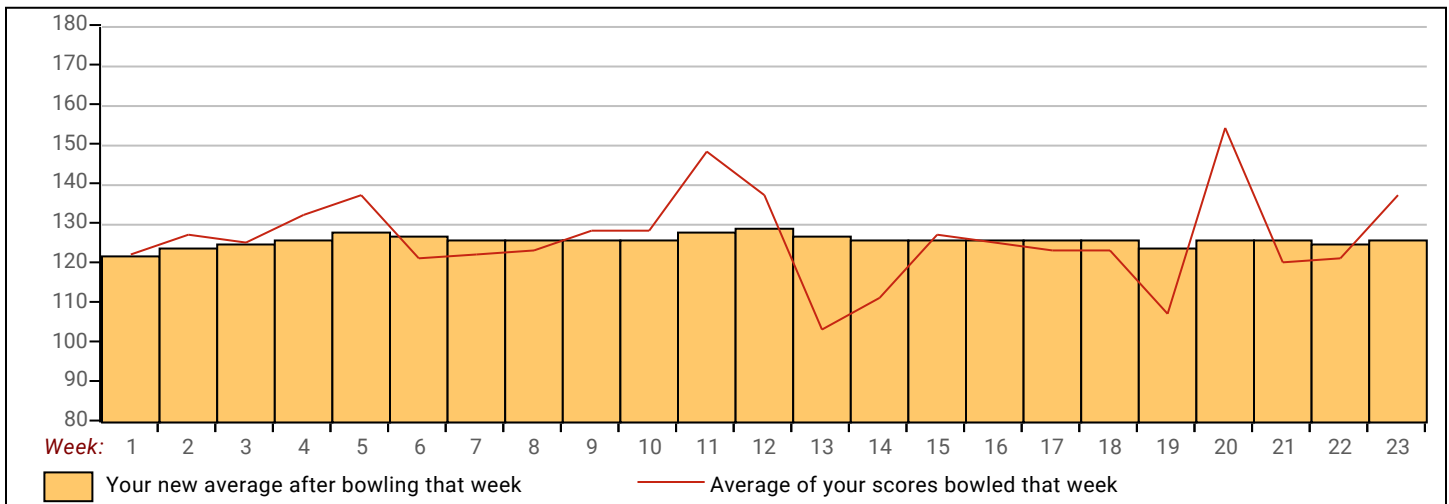
<u>&lt;100</u>	<u>100's</u>	<u>125's</u>	<u>150's</u>	<u>175's</u>	<u>200's</u>	<u>225's</u>	<u>250's</u>	<u>275's</u>	<u>300's</u>
4	27	30	4	1					
<u>&lt;400</u>	<u>400's</u>	<u>450's</u>	<u>500's</u>	<u>550's</u>	<u>600's</u>	<u>650's</u>	<u>700's</u>	<u>750's</u>	<u>800's</u>
17	4	1							

<u>Avg of Game 1</u>	<u>Avg of Game 2</u>	<u>Avg of Game 3</u>
123.55	124.45	131.45

High game of 179 on week 20      High series of 464 on week 20      High average of 129.44 after bowling week 12  
 Low game of 91 on week 13      Low series of 310 on week 13      Low average of 122.67 after bowling week 1

#### High Scores by Game

Game #1: 163 on week 11    Game #2: 148 on week 3    Game #3: 179 on week 20



# Hot Shots 2023-24

Note: This report includes information through April 2 which is Week 23 of 23

## Natalia M. Calderon's Bowling Record - Team 4: Team 4

Week No.	Bowling Date	Old Avg	Old HDCP	HDCP				HDCP Total		Pins Gms		---Average Change---			High Game	High Sers	HDCP Game	HDCP Sers	
				-1-	-2-	-3-	Total	Total			New	Old	---> +/-						
1	09/12/23	68	132	57	38	109	204	600	204	3	68.00	-	0.00	=	68.00	109	204	241	600
2	09/19/23	68	132	83	73	59	215	611	419	6	69.83	-	68.00	=	1.83	109	215	241	611
3	09/26/23	69	131	70	94	80	244	637	663	9	73.67	-	69.83	=	3.83	109	244	241	637
4	10/03/23	73	127	a63	a63	a63	189	570	663	9	73.67	-	73.67	=	0.00	109	244	241	637
5	10/10/23	73	127	a63	a63	a63	189	570	663	9	73.67	-	73.67	=	0.00	109	244	241	637
6	10/17/23	73	127	a63	a63	a63	189	570	663	9	73.67	-	73.67	=	0.00	109	244	241	637
7	10/24/23	73	127	a63	a63	a63	189	570	663	9	73.67	-	73.67	=	0.00	109	244	241	637
8	11/07/23	73	127	a63	a63	a63	189	570	663	9	73.67	-	73.67	=	0.00	109	244	241	637
9	11/14/23	73	127	a63	a63	a63	189	570	663	9	73.67	-	73.67	=	0.00	109	244	241	637
10	11/21/23	73	127	a63	a63	a63	189	570	663	9	73.67	-	73.67	=	0.00	109	244	241	637
11	11/28/23	73	127	a63	a63	a63	189	570	663	9	73.67	-	73.67	=	0.00	109	244	241	637
12	12/05/23	73	127	a63	a63	a63	189	570	663	9	73.67	-	73.67	=	0.00	109	244	241	637

### End of 1st split

13	01/16/24	73	127	a63	a63	a63	189	570	663	9	73.67	-	73.67	=	0.00	109	244	241	637
14	01/23/24	73	127	a63	a63	a63	189	570	663	9	73.67	-	73.67	=	0.00	109	244	241	637
15	01/30/24	73	127	a63	a63	a63	189	570	663	9	73.67	-	73.67	=	0.00	109	244	241	637
16	02/06/24	73	0				0	0	663	9	73.67	-	73.67	=	0.00	109	244	241	637
17	02/13/24	73	127	a63	a63	a63	189	570	663	9	73.67	-	73.67	=	0.00	109	244	241	637
18	02/20/24	73	127	a63	a63	a63	189	570	663	9	73.67	-	73.67	=	0.00	109	244	241	637
19	02/27/24	73	127	a63	a63	a63	189	570	663	9	73.67	-	73.67	=	0.00	109	244	241	637
20	03/05/24	73	127	a63	a63	a63	189	570	663	9	73.67	-	73.67	=	0.00	109	244	241	637
21	03/12/24	73	127	a63	a63	a63	189	570	663	9	73.67	-	73.67	=	0.00	109	244	241	637
22	03/19/24	73	127	a63	a63	a63	189	570	663	9	73.67	-	73.67	=	0.00	109	244	241	637
23	04/02/24	73	127	a63	a63	a63	189	570	663	9	73.67	-	73.67	=	0.00	109	244	241	637

### End of 2nd split

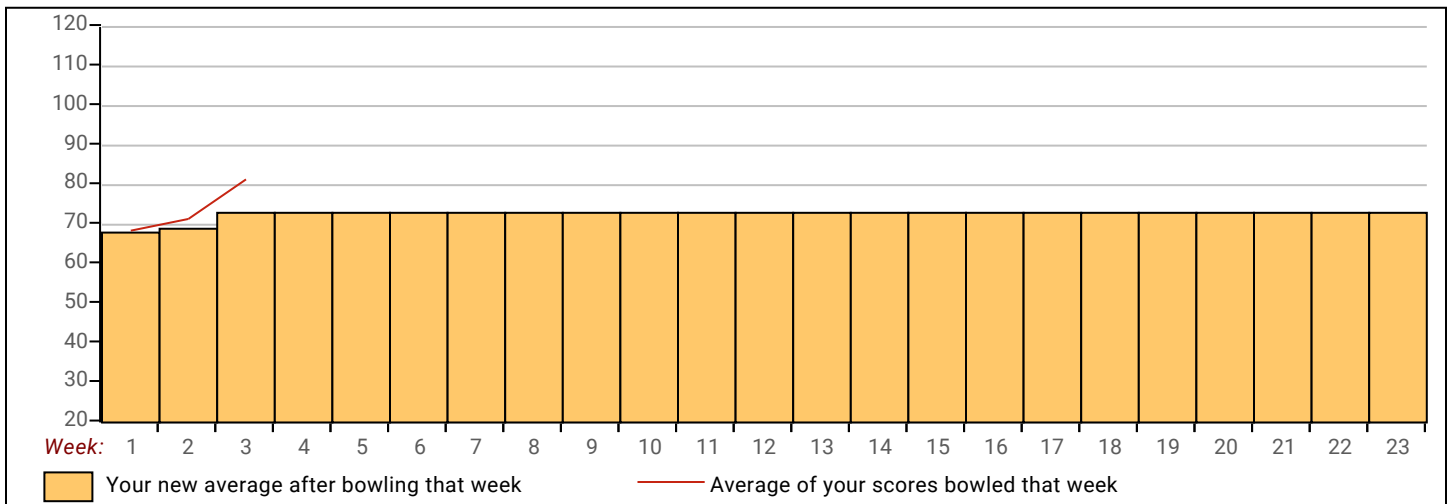
<u>&lt;100</u>	<u>100's</u>	<u>125's</u>	<u>150's</u>	<u>175's</u>	<u>200's</u>	<u>225's</u>	<u>250's</u>	<u>275's</u>	<u>300's</u>
8	1								
<u>&lt;400</u>	<u>400's</u>	<u>450's</u>	<u>500's</u>	<u>550's</u>	<u>600's</u>	<u>650's</u>	<u>700's</u>	<u>750's</u>	<u>800's</u>
3									

<u>Avg of Game 1</u>	<u>Avg of Game 2</u>	<u>Avg of Game 3</u>
70.00	68.33	82.67

High game of **109** on week **1**      High series of **244** on week **3**      High average of **73.67** after bowling week **3**  
 Low game of **38** on week **1**      Low series of **204** on week **1**      Low average of **68.00** after bowling week **1**

#### High Scores by Game

Game #1: **83** on week **2**    Game #2: **94** on week **3**    Game #3: **109** on week **1**



Note: This report includes information through April 2 which is Week 23 of 23

## Miley M. Hidy's Bowling Record - Team 4: Team 4

Week No.	Bowling Date	Old Avg	Old HDCP	HDCP				---Average Change---				High Game	High Sers	HDCP Game	HDCP Sers				
				-1-	-2-	-3-	Total	Total	Pins	Gms	New - Old					---> +/-			
1	09/12/23	0	0				0	0	0	0	-	0.00	=	0.00	0	0			
2	09/19/23	0	0				0	0	0	0	-	0.00	=	0.00	0	0			
3	09/26/23	0	0				0	0	0	0	-	0.00	=	0.00	0	0			
4	10/03/23	0	0				0	0	0	0	-	0.00	=	0.00	0	0			
5	10/10/23	51	149	57	36	60	153	600	153	3	51.00	-	0.00	=	51.00	60	153	209	600
6	10/17/23	51	149	60	63	58	181	628	334	6	55.67	-	51.00	=	4.67	63	181	212	628
7	10/24/23	55	145	62	65	60	187	622	521	9	57.89	-	55.67	=	2.22	65	187	212	628
8	11/07/23	57	143	75	87	62	224	653	745	12	62.08	-	57.89	=	4.19	87	224	230	653
9	11/14/23	62	138	a52	a52	a52	156	570	745	12	62.08	-	62.08	=	0.00	87	224	230	653
10	11/21/23	62	138	81	88	73	242	656	987	15	65.80	-	62.08	=	3.72	88	242	230	656
11	11/28/23	65	135	a55	a55	a55	165	570	987	15	65.80	-	65.80	=	0.00	88	242	230	656
12	12/05/23	65	135	70	97	84	251	656	1238	18	68.78	-	65.80	=	2.98	97	251	232	656

### End of 1st split

13	01/16/24	68	132	76	55	88	219	615	1457	21	69.38	-	68.78	=	0.60	97	251	232	656
14	01/23/24	69	131	a59	a59	a59	177	570	1457	21	69.38	-	69.38	=	0.00	97	251	232	656
15	01/30/24	69	131	84	67	76	227	620	1684	24	70.17	-	69.38	=	0.79	97	251	232	656
16	02/06/24	70	130	a60	a60	a60	180	570	1684	24	70.17	-	70.17	=	0.00	97	251	232	656
17	02/13/24	70	130	69	80	86	235	625	1919	27	71.07	-	70.17	=	0.91	97	251	232	656
18	02/20/24	71	129	a61	a61	a61	183	570	1919	27	71.07	-	71.07	=	0.00	97	251	232	656
19	02/27/24	71	129	81	62	87	230	617	2149	30	71.63	-	71.07	=	0.56	97	251	232	656
20	03/05/24	71	129	89	104	74	267	654	2416	33	73.21	-	71.63	=	1.58	104	267	233	656
21	03/12/24	73	127	76	86	77	239	620	2655	36	73.75	-	73.21	=	0.54	104	267	233	656
22	03/19/24	73	127	a63	a63	a63	189	570	2655	36	73.75	-	73.75	=	0.00	104	267	233	656
23	04/02/24	73	127	a63	a63	a63	189	570	2655	36	73.75	-	73.75	=	0.00	104	267	233	656

### End of 2nd split

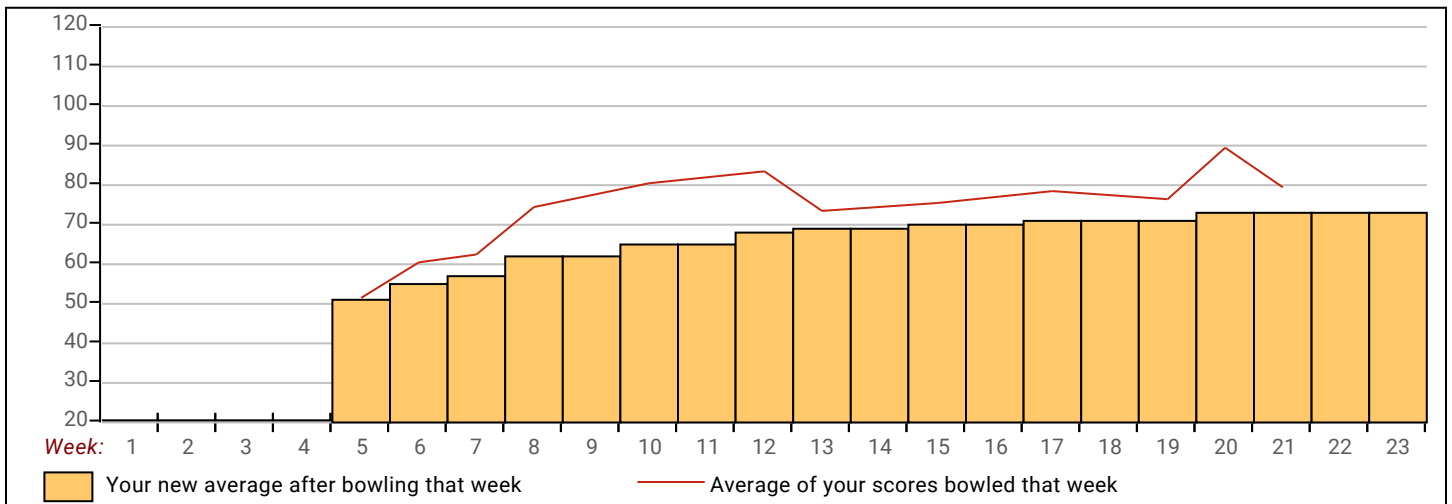
<u>&lt;100</u>	<u>100's</u>	<u>125's</u>	<u>150's</u>	<u>175's</u>	<u>200's</u>	<u>225's</u>	<u>250's</u>	<u>275's</u>	<u>300's</u>
35	1								
<u>&lt;400</u>	<u>400's</u>	<u>450's</u>	<u>500's</u>	<u>550's</u>	<u>600's</u>	<u>650's</u>	<u>700's</u>	<u>750's</u>	<u>800's</u>
12									

<u>Avg of Game 1</u>	<u>Avg of Game 2</u>	<u>Avg of Game 3</u>
73.33	74.17	73.75

High game of **104** on week **20**      High series of **267** on week **20**      High average of **73.75** after bowling week **21**  
 Low game of **36** on week **5**      Low series of **153** on week **5**      Low average of **51.00** after bowling week **5**

#### High Scores by Game

Game #1: **89** on week **20**    Game #2: **104** on week **20**    Game #3: **88** on week **13**



Note: This report includes information through April 2 which is Week 23 of 23

## Alivia R. Bailey's Bowling Record - Team 4: Team 4

Week No.	Bowling Date	Old Avg	Old HDCP	HDCP				---Average Change---				High Game	High Sers	HDCP Game	HDCP Sers	
				-1-	-2-	-3-	Total	Total	Pins	Gms	New - Old					---> +/-
1	09/12/23	0	0				0	0	0	0	-	0.00	=	0.00	0	0
2	09/19/23	0	0				0	0	0	0	-	0.00	=	0.00	0	0
3	09/26/23	0	0				0	0	0	0	-	0.00	=	0.00	0	0
4	10/03/23	0	0				0	0	0	0	-	0.00	=	0.00	0	0
5	10/10/23	0	0				0	0	0	0	-	0.00	=	0.00	0	0
6	10/17/23	0	0				0	0	0	0	-	0.00	=	0.00	0	0
7	10/24/23	0	0				0	0	0	0	-	0.00	=	0.00	0	0
8	11/07/23	0	0				0	0	0	0	-	0.00	=	0.00	0	0
9	11/14/23	0	0				0	0	0	0	-	0.00	=	0.00	0	0
10	11/21/23	0	0				0	0	0	0	-	0.00	=	0.00	0	0
11	11/28/23	0	0				0	0	0	0	-	0.00	=	0.00	0	0
12	12/05/23	0	0				0	0	0	0	-	0.00	=	0.00	0	0

### End of 1st split

13	01/16/24	108	91	92	148	84	324	597	324	3	108.00	-	0.00	=	108.00	148	324	239	597
14	01/23/24	108	92	107	124	129	360	636	684	6	114.00	-	108.00	=	6.00	148	360	239	636
15	01/30/24	114	86	a104	a104	a104	312	570	684	6	114.00	-	114.00	=	0.00	148	360	239	636
16	02/06/24	114	86	113	92	129	334	592	1018	9	113.11	-	114.00	=	-0.89	148	360	239	636
17	02/13/24	113	87	a103	a103	a103	309	570	1018	9	113.11	-	113.11	=	0.00	148	360	239	636
18	02/20/24	113	87	144	141	140	425	686	1443	12	120.25	-	113.11	=	7.14	148	425	239	686
19	02/27/24	120	80	114	104	115	333	573	1776	15	118.40	-	120.25	=	-1.85	148	425	239	686
20	03/05/24	118	82	150	119	98	367	613	2143	18	119.06	-	118.40	=	0.66	150	425	239	686
21	03/12/24	119	81	100	119	105	324	567	2467	21	117.48	-	119.06	=	-1.58	150	425	239	686
22	03/19/24	117	83	a107	a107	a107	321	570	2467	21	117.48	-	117.48	=	0.00	150	425	239	686
23	04/02/24	117	83	82	119	130	331	580	2798	24	116.58	-	117.48	=	-0.89	150	425	239	686

### End of 2nd split

<u>&lt;100</u>	<u>100's</u>	<u>125's</u>	<u>150's</u>	<u>175's</u>	<u>200's</u>	<u>225's</u>	<u>250's</u>	<u>275's</u>	<u>300's</u>
5	11	7	1						
<u>&lt;400</u>	<u>400's</u>	<u>450's</u>	<u>500's</u>	<u>550's</u>	<u>600's</u>	<u>650's</u>	<u>700's</u>	<u>750's</u>	<u>800's</u>
7	1								

<u>Avg of Game 1</u>	<u>Avg of Game 2</u>	<u>Avg of Game 3</u>
112.75	120.75	116.25

High game of 150 on week 20      High series of 425 on week 18      High average of 120.25 after bowling week 18  
 Low game of 82 on week 23      Low series of 324 on week 13      Low average of 108.00 after bowling week 13

#### High Scores by Game

Game #1: 150 on week 20    Game #2: 148 on week 13    Game #3: 140 on week 18

