

Hot Shots 2023-24

Note: This report includes information through April 2 which is Week 23 of 23

Team 3: The Big Apple

Name	Avg HDCP		Pins Gms		True Average	To Raise Avg +1	High Game	High Sers	HDCP Game	HDCP Sers	Most Improved Avg +/-	
Bella Yendra	115	85	7610	66	115.30	394	154	420	240	678	114	+1.30
Weston R. Sklenar	152	48	10523	69	152.51	493	213	520	260	661	148	+4.51
Rhyker Dalland	86	114	5891	68	86.63	286	149	351	267	699	69	+17.63

Team History

Week No.	Bowling Date	Opp. Team	-1-	-2-	-3-	Total	Avg p/gm	Last Wk WON	Last Wk Lost	Points Won	Points Lost	High Game	High Sers	HDCP Game	HDCP Sers
1	09/12/23	4	390	429	453	1272	424	2	2	2	2	453	1272	831	2406
2	09/19/23	1	505	456	494	1455	454	4	0	6	2	505	1455	883	2589
3	09/26/23	7	417	403	482	1302	447	0	4	6	6	505	1455	883	2589
4	10/03/23	6	406	482	452	1340	447	3	1	9	7	505	1455	883	2589
5	10/10/23	8	511	425	430	1366	449	3	1	12	8	511	1455	883	2589
6	10/17/23	2	437	472	475	1384	451	3	1	15	9	511	1455	883	2589
7	10/24/23	5	406	464	514	1384	452	1	3	16	12	514	1455	883	2589
8	11/07/23	4	521	463	455	1439	455	3	1	19	13	521	1455	883	2589
9	11/14/23	1	420	420	485	1325	454	2	2	21	15	521	1455	883	2589
10	11/21/23	7	435	459	481	1375	454	3	1	24	16	521	1455	883	2589
11	11/28/23	6	465	495	485	1445	457	0	4	24	20	521	1455	883	2589
12	12/05/23	8	469	458	467	1394	457	1	3	25	23	521	1455	883	2589

End of 1st split

13	01/16/24	2	592	455	516	1563	462	4	0	4	0	592	1563	934	2589
14	01/23/24	5	533	457	456	1446	464	1	3	5	3	592	1563	934	2589
15	01/30/24	4	511	475	568	1554	467	4	0	9	3	592	1563	934	2589
16	02/06/24	1	467	453	463	1383	467	2	2	11	5	592	1563	934	2589
17	02/13/24	7	429	456	479	1364	466	0	4	11	9	592	1563	934	2589
18	02/20/24	6	479	500	551	1530	468	4	0	15	9	592	1563	934	2589
19	02/27/24	8	478	459	481	1418	469	2	2	17	11	592	1563	934	2589
20	03/05/24	2	466	507	462	1435	469	4	0	21	11	592	1563	934	2589
21	03/12/24	5	493	504	470	1467	470	1	3	22	14	592	1563	934	2589
22	03/19/24	4	591	504	511	1606	473	4	0	26	14	592	1606	934	2596
23	04/02/24	1	440	451	487	1378	472	3	1	29	15	592	1606	934	2596

End of 2nd split

Note: This report includes information through April 2 which is Week 23 of 23

Annabella G. Yendra's Bowling Record - Team 3: The Big Apple

Week No.	Bowling Date	Old Avg	Old HDCP	---Average Change---				HDCP Total	Pins Gms		New	Old	+/-	High Game	High Sers	HDCP Game	HDCP Sers
				-1-	-2-	-3-	Total										
1	09/12/23	116	84	119	111	120	350	602	350	3	116.67	- 0.00	= 116.67	120	350	204	602
2	09/19/23	116	84	107	117	123	347	599	697	6	116.17	- 116.67	= -0.50	123	350	207	602
3	09/26/23	116	84	124	103	126	353	605	1050	9	116.67	- 116.17	= 0.50	126	353	210	605
4	10/03/23	116	84	100	113	109	322	574	1372	12	114.33	- 116.67	= -2.33	126	353	210	605
5	10/10/23	114	86	149	108	97	354	612	1726	15	115.07	- 114.33	= 0.73	149	354	235	612
6	10/17/23	115	85	132	130	129	391	646	2117	18	117.61	- 115.07	= 2.54	149	391	235	646
7	10/24/23	117	83	88	122	125	335	584	2452	21	116.76	- 117.61	= -0.85	149	391	235	646
8	11/07/23	116	84	132	133	109	374	626	2826	24	117.75	- 116.76	= 0.99	149	391	235	646
9	11/14/23	117	83	105	90	109	304	553	3130	27	115.93	- 117.75	= -1.82	149	391	235	646
10	11/21/23	115	85	92	105	106	303	558	3433	30	114.43	- 115.93	= -1.49	149	391	235	646
11	11/28/23	114	86	87	128	119	334	592	3767	33	114.15	- 114.43	= -0.28	149	391	235	646
12	12/05/23	114	86	111	111	102	324	582	4091	36	113.64	- 114.15	= -0.51	149	391	235	646

End of 1st split

13	01/16/24	113	87	150	112	129	391	652	4482	39	114.92	- 113.64	= 1.28	150	391	237	652
14	01/23/24	114	86	119	110	98	327	585	4809	42	114.50	- 114.92	= -0.42	150	391	237	652
15	01/30/24	114	86	138	113	143	394	652	5203	45	115.62	- 114.50	= 1.12	150	394	237	652
16	02/06/24	115	85	89	106	115	310	565	5513	48	114.85	- 115.62	= -0.77	150	394	237	652
17	02/13/24	114	86	109	101	102	312	570	5825	51	114.22	- 114.85	= -0.64	150	394	237	652
18	02/20/24	114	86	113	113	135	361	619	6186	54	114.56	- 114.22	= 0.34	150	394	237	652
19	02/27/24	114	86	140	93	110	343	601	6529	57	114.54	- 114.56	= -0.01	150	394	237	652
20	03/05/24	114	86	a104	a104	a104	312	570	6529	57	114.54	- 114.54	= 0.00	150	394	237	652
21	03/12/24	114	86	122	107	120	349	607	6878	60	114.63	- 114.54	= 0.09	150	394	237	652
22	03/19/24	114	86	154	132	134	420	678	7298	63	115.84	- 114.63	= 1.21	154	420	240	678
23	04/02/24	115	85	91	120	101	312	567	7610	66	115.30	- 115.84	= -0.54	154	420	240	678

End of 2nd split

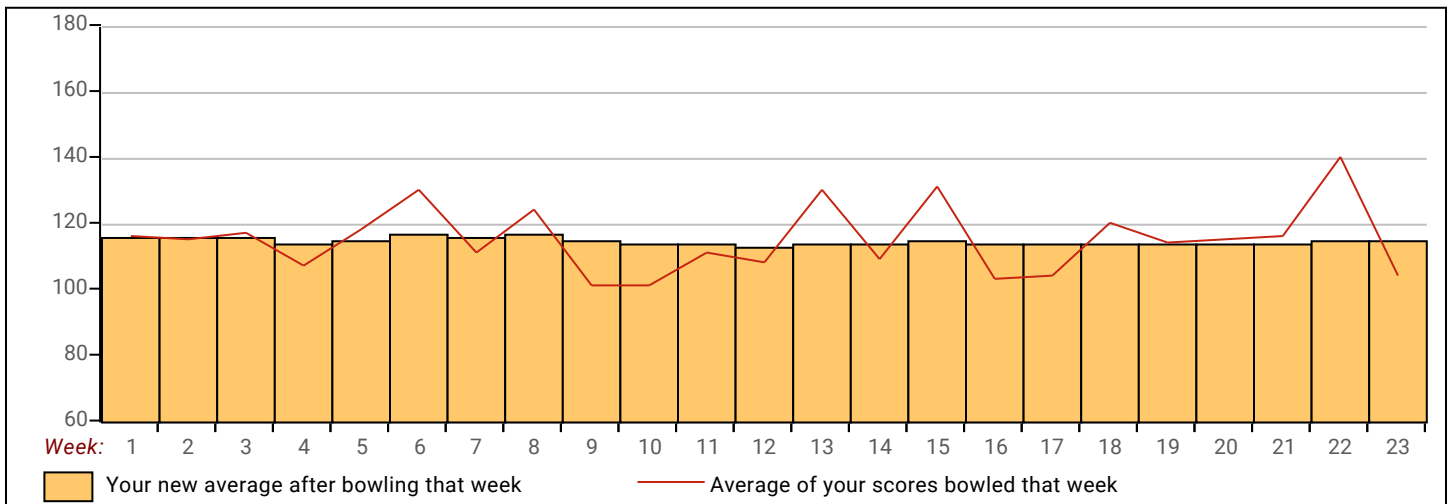
<u><100</u>	<u>100's</u>	<u>125's</u>	<u>150's</u>	<u>175's</u>	<u>200's</u>	<u>225's</u>	<u>250's</u>	<u>275's</u>	<u>300's</u>
9	39	16	2						
<u><400</u>	<u>400's</u>	<u>450's</u>	<u>500's</u>	<u>550's</u>	<u>600's</u>	<u>650's</u>	<u>700's</u>	<u>750's</u>	<u>800's</u>
21	1								

<u>Avg of Game 1</u>	<u>Avg of Game 2</u>	<u>Avg of Game 3</u>
116.86	112.64	116.41

High game of 154 on week 22 High series of 420 on week 22 High average of 117.75 after bowling week 8
 Low game of 87 on week 11 Low series of 303 on week 10 Low average of 113.64 after bowling week 12

High Scores by Game

Game #1: 154 on week 22 Game #2: 133 on week 8 Game #3: 143 on week 15



Note: This report includes information through April 2 which is Week 23 of 23

Weston R. Sklenar's Bowling Record - Team 3: The Big Apple

Week No.	Bowling Date	Old Avg	Old HDCP	---Average Change---				HDCP Total	Pins Gms		New	Old	+/-	High Game	High Sers	HDCP Game	HDCP Sers
				-1-	-2-	-3-	Total		Total	Total							
1	09/12/23	148	52	130	153	162	445	601	445	3	148.33	- 0.00	= 148.33	162	445	214	601
2	09/19/23	148	52	173	142	177	492	648	937	6	156.17	- 148.33	= 7.83	177	492	229	648
3	09/26/23	156	44	98	120	176	394	526	1331	9	147.89	- 156.17	= -8.28	177	492	229	648
4	10/03/23	147	53	128	164	156	448	607	1779	12	148.25	- 147.89	= 0.36	177	492	229	648
5	10/10/23	148	52	141	117	132	390	546	2169	15	144.60	- 148.25	= -3.65	177	492	229	648
6	10/17/23	144	56	144	168	150	462	630	2631	18	146.17	- 144.60	= 1.57	177	492	229	648
7	10/24/23	146	54	135	156	197	488	650	3119	21	148.52	- 146.17	= 2.36	197	492	251	650
8	11/07/23	148	52	166	136	135	437	593	3556	24	148.17	- 148.52	= -0.36	197	492	251	650
9	11/14/23	148	52	128	160	194	482	638	4038	27	149.56	- 148.17	= 1.39	197	492	251	650
10	11/21/23	149	51	163	164	175	502	655	4540	30	151.33	- 149.56	= 1.78	197	502	251	655
11	11/28/23	151	49	178	170	161	509	656	5049	33	153.00	- 151.33	= 1.67	197	509	251	656
12	12/05/23	153	47	159	160	151	470	611	5519	36	153.31	- 153.00	= 0.31	197	509	251	656

End of 1st split

13	01/16/24	153	47	213	146	161	520	661	6039	39	154.85	- 153.31	= 1.54	213	520	260	661
14	01/23/24	154	46	186	144	147	477	615	6516	42	155.14	- 154.85	= 0.30	213	520	260	661
15	01/30/24	155	45	136	169	199	504	639	7020	45	156.00	- 155.14	= 0.86	213	520	260	661
16	02/06/24	156	44	153	149	133	435	567	7455	48	155.31	- 156.00	= -0.69	213	520	260	661
17	02/13/24	155	45	122	149	146	417	552	7872	51	154.35	- 155.31	= -0.96	213	520	260	661
18	02/20/24	154	46	139	160	185	484	622	8356	54	154.74	- 154.35	= 0.39	213	520	260	661
19	02/27/24	154	46	118	122	138	378	516	8734	57	153.23	- 154.74	= -1.51	213	520	260	661
20	03/05/24	153	47	158	134	130	422	563	9156	60	152.60	- 153.23	= -0.63	213	520	260	661
21	03/12/24	152	48	163	152	157	472	616	9628	63	152.83	- 152.60	= 0.23	213	520	260	661
22	03/19/24	152	48	183	137	155	475	619	10103	66	153.08	- 152.83	= 0.25	213	520	260	661
23	04/02/24	153	47	145	123	152	420	561	10523	69	152.51	- 153.08	= -0.57	213	520	260	661

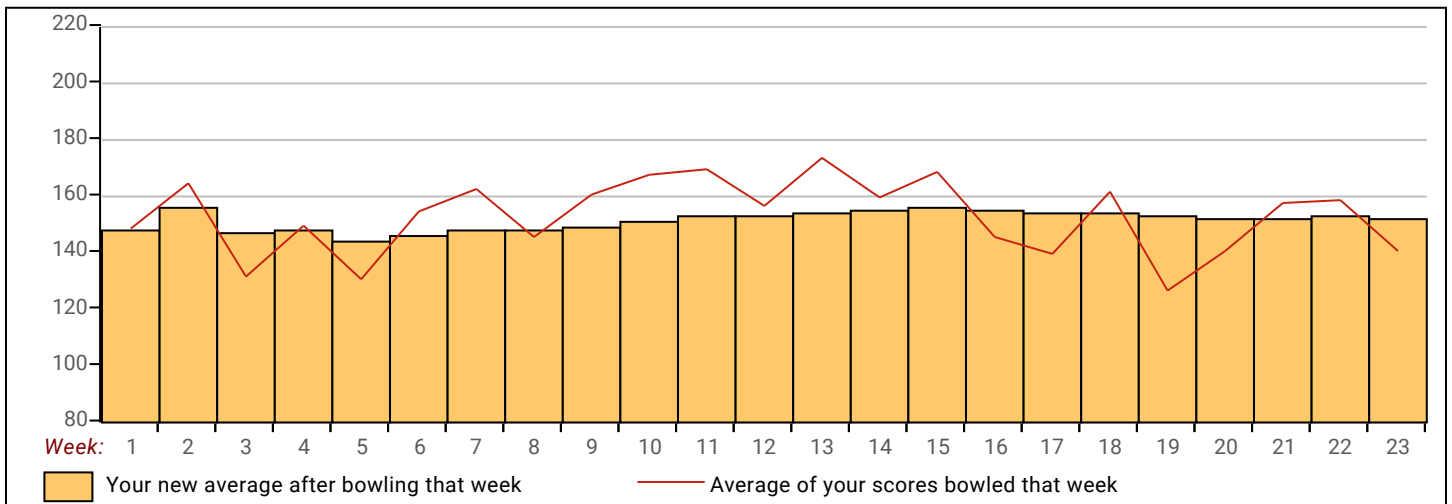
End of 2nd split

<u><100</u>	<u>100's</u>	<u>125's</u>	<u>150's</u>	<u>175's</u>	<u>200's</u>	<u>225's</u>	<u>250's</u>	<u>275's</u>	<u>300's</u>
1	6	24	27	10	1				
<u><400</u>	<u>400's</u>	<u>450's</u>	<u>500's</u>	<u>550's</u>	<u>600's</u>	<u>650's</u>	<u>700's</u>	<u>750's</u>	<u>800's</u>
3	7	9	4						
<u>Avg of Game 1</u>			<u>Avg of Game 2</u>			<u>Avg of Game 3</u>			
150.39			147.61			159.52			

High game of 213 on week 13 High series of 520 on week 13 High average of 156.17 after bowling week 2
 Low game of 98 on week 3 Low series of 378 on week 19 Low average of 144.60 after bowling week 5

High Scores by Game

Game #1: 213 on week 13 Game #2: 170 on week 11 Game #3: 199 on week 15



Note: This report includes information through April 2 which is Week 23 of 23

Rhyker Dalland's Bowling Record - Team 3: The Big Apple

Week No.	Bowling Date	Old Avg	Old HDCP	---Average Change---				HDCP Total	Pins Gms		New	Old	+/-	High Game	High Sers	HDCP Game	HDCP Sers
				-1-	-2-	-3-	Total		Total	Total							
1	09/12/23	63	137	66	65	59	190	601	190	3	63.33	- 0.00	= 63.33	66	190	203	601
2	09/19/23	63	137	71	72	93	236	647	426	6	71.00	- 63.33	= 7.67	93	236	230	647
3	09/26/23	71	129	75	60	60	195	582	621	9	69.00	- 71.00	= -2.00	93	236	230	647
4	10/03/23	69	131	58	85	67	210	603	831	12	69.25	- 69.00	= 0.25	93	236	230	647
5	10/10/23	69	131	101	80	81	262	655	1093	15	72.87	- 69.25	= 3.62	101	262	232	655
6	10/17/23	72	128	41	54	76	171	555	1264	18	70.22	- 72.87	= -2.64	101	262	232	655
7	10/24/23	70	130	63	66	72	201	591	1465	21	69.76	- 70.22	= -0.46	101	262	232	655
8	11/07/23	69	131	103	74	91	268	661	1733	24	72.21	- 69.76	= 2.45	103	268	234	661
9	11/14/23	72	128	67	50	a62	179	563	1850	26	71.15	- 72.21	= -1.05	103	268	234	661
10	11/21/23	71	129	60	70	80	210	597	2060	29	71.03	- 71.15	= -0.12	103	268	234	661
11	11/28/23	71	129	80	77	85	242	629	2302	32	71.94	- 71.03	= 0.90	103	268	234	661
12	12/05/23	71	129	79	67	94	240	627	2542	35	72.63	- 71.94	= 0.69	103	268	234	661

End of 1st split

13	01/16/24	72	128	109	77	106	292	676	2834	38	74.58	- 72.63	= 1.95	109	292	237	676
14	01/23/24	74	126	108	83	91	282	660	3116	41	76.00	- 74.58	= 1.42	109	292	237	676
15	01/30/24	76	124	117	73	106	296	668	3412	44	77.55	- 76.00	= 1.55	117	296	241	676
16	02/06/24	77	123	105	78	95	278	647	3690	47	78.51	- 77.55	= 0.97	117	296	241	676
17	02/13/24	78	122	78	86	111	275	641	3965	50	79.30	- 78.51	= 0.79	117	296	241	676
18	02/20/24	79	121	107	107	111	325	688	4290	53	80.94	- 79.30	= 1.64	117	325	241	688
19	02/27/24	80	120	100	124	113	337	697	4627	56	82.63	- 80.94	= 1.68	124	337	244	697
20	03/05/24	82	118	84	149	108	341	695	4968	59	84.20	- 82.63	= 1.58	149	341	267	697
21	03/12/24	84	116	88	125	73	286	634	5254	62	84.74	- 84.20	= 0.54	149	341	267	697
22	03/19/24	84	116	134	115	102	351	699	5605	65	86.23	- 84.74	= 1.49	149	351	267	699
23	04/02/24	86	114	84	88	114	286	628	5891	68	86.63	- 86.23	= 0.40	149	351	267	699

End of 2nd split

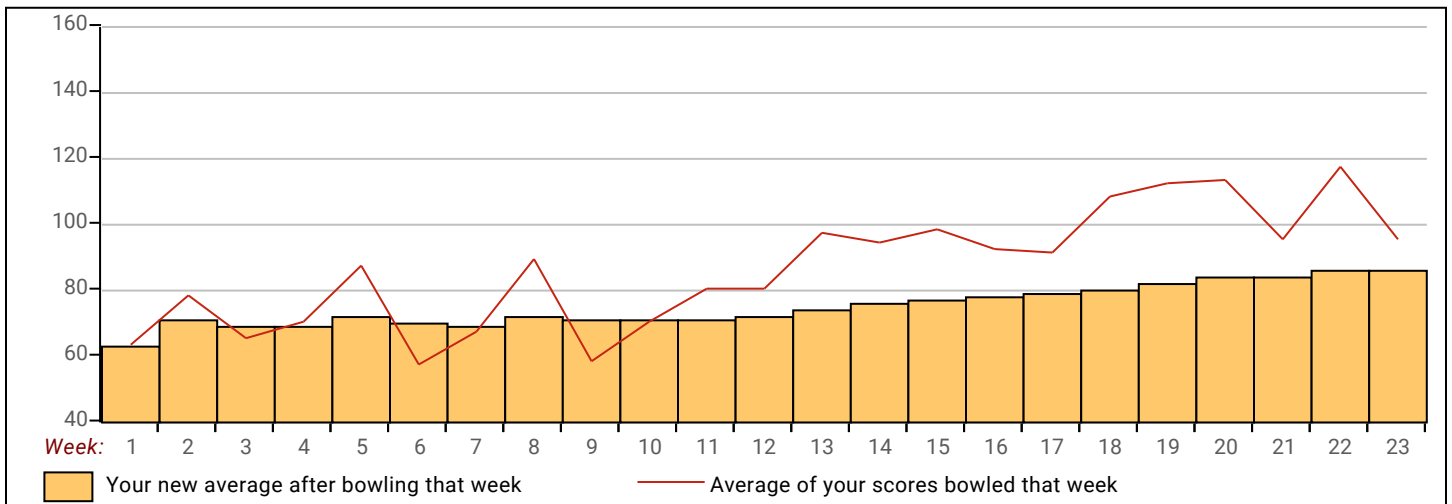
<u><100</u>	<u>100's</u>	<u>125's</u>	<u>150's</u>	<u>175's</u>	<u>200's</u>	<u>225's</u>	<u>250's</u>	<u>275's</u>	<u>300's</u>
46	19	3							
<u><400</u>	<u>400's</u>	<u>450's</u>	<u>500's</u>	<u>550's</u>	<u>600's</u>	<u>650's</u>	<u>700's</u>	<u>750's</u>	<u>800's</u>
22									

Avg of Game 1	Avg of Game 2	Avg of Game 3
86.00	83.70	90.36

High game of 149 on week 20 High series of 351 on week 22 High average of 86.63 after bowling week 23
 Low game of 41 on week 6 Low series of 171 on week 6 Low average of 63.33 after bowling week 1

High Scores by Game

Game #1: 134 on week 22 Game #2: 149 on week 20 Game #3: 114 on week 23



Note: This report includes information through April 2 which is Week 23 of 23

VACANT 's Bowling Record - Team 3: The Big Apple

Week No.	Bowling Date	Old Avg	Old HDCP	-1-	-2-	-3-	Total	HDCP Total	Pins	Gms	---Average Change---			High Game	High Sers	HDCP Game	HDCP Sers	
											New	Old	---> +/-					
1	09/12/23	120	80	v120	v120	v120	360	600	0	0	-	0.00	=	0.00	0	0		
2	09/19/23	120	0				0	0	0	0	-	0.00	=	0.00	0	0		
3	09/26/23	120	80	v120	v120	v120	360	600	0	0	-	0.00	=	0.00	0	0		
4	10/03/23	120	80	v120	v120	v120	360	600	0	0	-	0.00	=	0.00	0	0		
5	10/10/23	120	80	v120	v120	v120	360	600	0	0	-	0.00	=	0.00	0	0		
6	10/17/23	120	80	v120	v120	v120	360	600	0	0	-	0.00	=	0.00	0	0		
7	10/24/23	120	80	v120	v120	v120	360	600	0	0	-	0.00	=	0.00	0	0		
8	11/07/23	120	80	v120	v120	v120	360	600	0	0	-	0.00	=	0.00	0	0		
9	11/14/23	120	80	v120	v120	v120	360	600	0	0	-	0.00	=	0.00	0	0		
10	11/21/23	120	80	v120	v120	v120	360	600	0	0	-	0.00	=	0.00	0	0		
11	11/28/23	120	80	v120	v120	v120	360	600	0	0	-	0.00	=	0.00	0	0		
12	12/05/23	120	80	v120	v120	v120	360	600	0	0	-	0.00	=	0.00	0	0		

End of 1st split

13	01/16/24	120	80	v120	v120	v120	360	600	0	0	-	0.00	=	0.00	0	0		
14	01/23/24	120	80	v120	v120	v120	360	600	0	0	-	0.00	=	0.00	0	0		
15	01/30/24	120	80	v120	v120	v120	360	600	0	0	-	0.00	=	0.00	0	0		
16	02/06/24	120	80	v120	v120	v120	360	600	0	0	-	0.00	=	0.00	0	0		
17	02/13/24	120	80	v120	v120	v120	360	600	0	0	-	0.00	=	0.00	0	0		
18	02/20/24	120	80	v120	v120	v120	360	600	0	0	-	0.00	=	0.00	0	0		
19	02/27/24	120	80	v120	v120	v120	360	600	0	0	-	0.00	=	0.00	0	0		
20	03/05/24	120	80	v120	v120	v120	360	600	0	0	-	0.00	=	0.00	0	0		
21	03/12/24	120	80	v120	v120	v120	360	600	0	0	-	0.00	=	0.00	0	0		
22	03/19/24	120	80	v120	v120	v120	360	600	0	0	-	0.00	=	0.00	0	0		
23	04/02/24	120	80	v120	v120	v120	360	600	0	0	-	0.00	=	0.00	0	0		

End of 2nd split

- <100
- 100's
- 125's
- 150's
- 175's
- 200's
- 225's
- 250's
- 275's
- 300's
- <400
- 400's
- 450's
- 500's
- 550's
- 600's
- 650's
- 700's
- 750's
- 800's

Avg of Game 1 Avg of Game 2 Avg of Game 3

High game of 0 on week 1 High series of 0 on week 1 High average of 0.00 after bowling week 23
 Low game of 0 on week 1 Low series of 0 on week 1 Low average of 0.00 after bowling week 23

High Scores by Game

Game #1: 0 on week 1 Game #2: 0 on week 1 Game #3: 0 on week 1

