

Note: This report includes information through April 2 which is Week 23 of 23

Team 2: Team 2

Name	Avg HDCP		Pins Gms		True Average	To Raise Avg +1	High Game	High Sers	HDCP Game	HDCP Sers	Most Improved Avg +/-	
Blayne A. Johnson	112	88	3380	30	112.67	349	158	389	244	650	117	-4.33
Sean M. Thiems	113	87	2388	21	113.71	348	154	388	259	695	112	+1.71
Brendon Arnold	109	91	987	9	109.67	333	132	356	225	628		

Team History

Week No.	Bowling Date	Opp. Team	-1-	-2-	-3-	Total	Avg p/gm	Last Wk WON	Last Wk Lost	Points Won	Points Lost	High Game	High Sers	HDCP Game	HDCP Sers
1	09/12/23	1	0	0	0	0		1	3	1	3	0	0	0	0
2	09/19/23	4	0	0	0	0		0	4	1	7	0	0	0	0
3	09/26/23	6	442	481	470	1393	464	2	2	3	9	481	1393	814	2392
4	10/03/23	7	428	420	418	1266	443	1	3	4	12	481	1393	814	2392
5	10/10/23	5	423	423	423	1269	436	0	4	4	16	481	1393	814	2392
6	10/17/23	3	423	489	457	1369	441	1	3	5	19	489	1393	836	2410
7	10/24/23	8	424	424	424	1272	437	0	4	5	23	489	1393	836	2410
8	11/07/23	1	462	463	429	1354	440	0	4	5	27	489	1393	836	2410
9	11/14/23	4	445	435	481	1361	442	3½	0½	8½	27½	489	1393	836	2410
10	11/21/23	6	426	413	436	1275	439	0	4	8½	31½	489	1393	836	2410
11	11/28/23	7	435	457	403	1295	439	0	4	8½	35½	489	1393	836	2410
12	12/05/23	5	449	434	459	1342	439	1	3	9½	38½	489	1393	836	2410

End of 1st split

13	01/16/24	3	459	446	440	1345	440	0	4	0	4	489	1393	836	2410
14	01/23/24	8	412	404	480	1296	439	0	4	0	8	489	1393	836	2410
15	01/30/24	1	419	455	415	1289	439	1	3	1	11	489	1393	836	2410
16	02/06/24	4	402	437	407	1246	437	1	3	2	14	489	1393	836	2410
17	02/13/24	6	424	424	424	1272	436	0	4	2	18	489	1393	836	2410
18	02/20/24	7	424	424	424	1272	435	0	4	2	22	489	1393	836	2410
19	02/27/24	5	424	424	424	1272	435	0	4	2	26	489	1393	836	2410
20	03/05/24	3	424	424	424	1272	434	0	4	2	30	489	1393	836	2410
21	03/12/24	8	0	0	0	0	434	0	4	2	34	489	1393	836	2410
22	03/19/24	1	0	0	0	0	434	0	4	2	38	489	1393	836	2410
23	04/02/24	4	0	0	0	0	434	0	4	2	42	489	1393	836	2410

End of 2nd split

Note: This report includes information through April 2 which is Week 23 of 23

Blayne A. Johnson's Bowling Record - Team 2: Team 2

Week No.	Bowling Date	Old Avg	Old HDCP	---Average Change---				HDCP Total	Pins Gms		New	Old	+/-	High Game	High Sers	HDCP Game	HDCP Sers
				-1-	-2-	-3-	Total										
1	09/12/23	118	82	79	137	139	355	601	355	3	118.33	0.00	118.33	139	355	221	601
2	09/19/23	118	82	a108	a108	a108	324	570	355	3	118.33	-118.33	0.00	139	355	221	601
3	09/26/23	118	82	97	111	136	344	590	699	6	116.50	-118.33	-1.83	139	355	221	601
4	10/03/23	116	84	a106	a106	a106	318	570	699	6	116.50	-116.50	0.00	139	355	221	601
5	10/10/23	116	84	a106	a106	a106	318	570	699	6	116.50	-116.50	0.00	139	355	221	601
6	10/17/23	116	84	87	115	116	318	570	1017	9	113.00	-116.50	-3.50	139	355	221	601
7	10/24/23	113	87	a103	a103	a103	309	570	1017	9	113.00	-113.00	0.00	139	355	221	601
8	11/07/23	113	87	a103	a103	a103	309	570	1017	9	113.00	-113.00	0.00	139	355	221	601
9	11/14/23	113	87	121	111	157	389	650	1406	12	117.17	-113.00	4.17	157	389	244	650
10	11/21/23	117	83	102	89	112	303	552	1709	15	113.93	-117.17	-3.23	157	389	244	650
11	11/28/23	113	87	a103	a103	a103	309	570	1709	15	113.93	-113.93	0.00	157	389	244	650
12	12/05/23	113	87	113	119	127	359	620	2068	18	114.89	-113.93	0.96	157	389	244	650

End of 1st split

13	01/16/24	114	86	137	124	118	379	637	2447	21	116.52	-114.89	1.63	157	389	244	650
14	01/23/24	116	84	90	82	158	330	582	2777	24	115.71	-116.52	-0.82	158	389	244	650
15	01/30/24	115	85	97	133	93	323	578	3100	27	114.81	-115.71	-0.89	158	389	244	650
16	02/06/24	114	86	80	115	85	280	538	3380	30	112.67	-114.81	-2.15	158	389	244	650
17	02/13/24	112	88	a102	a102	a102	306	570	3380	30	112.67	-112.67	0.00	158	389	244	650
18	02/20/24	112	88	a102	a102	a102	306	570	3380	30	112.67	-112.67	0.00	158	389	244	650
19	02/27/24	112	88	a102	a102	a102	306	570	3380	30	112.67	-112.67	0.00	158	389	244	650
20	03/05/24	112	88	a102	a102	a102	306	570	3380	30	112.67	-112.67	0.00	158	389	244	650
21	03/12/24	112	0				0	0	3380	30	112.67	-112.67	0.00	158	389	244	650
22	03/19/24	112	0				0	0	3380	30	112.67	-112.67	0.00	158	389	244	650
23	04/02/24	112	88				0	0	3380	30	112.67	-112.67	0.00	158	389	244	650

End of 2nd split

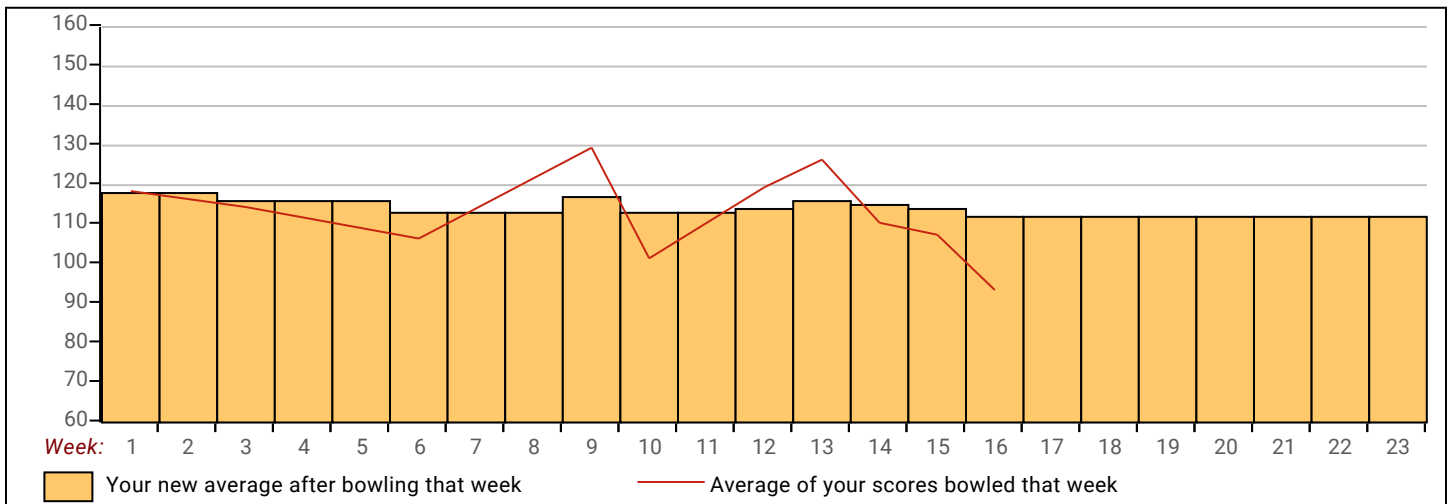
<u><100</u>	<u>100's</u>	<u>125's</u>	<u>150's</u>	<u>175's</u>	<u>200's</u>	<u>225's</u>	<u>250's</u>	<u>275's</u>	<u>300's</u>
10	12	6	2						
<u><400</u>	<u>400's</u>	<u>450's</u>	<u>500's</u>	<u>550's</u>	<u>600's</u>	<u>650's</u>	<u>700's</u>	<u>750's</u>	<u>800's</u>
10									

Avg of Game 1	Avg of Game 2	Avg of Game 3
100.30	113.60	124.10

High game of 158 on week 14 High series of 389 on week 9 High average of 118.33 after bowling week 1
 Low game of 79 on week 1 Low series of 280 on week 16 Low average of 112.67 after bowling week 16

High Scores by Game

Game #1: 137 on week 13 Game #2: 137 on week 1 Game #3: 158 on week 14



Note: This report includes information through April 2 which is Week 23 of 23

Sean M. Thiems's Bowling Record - Team 2: Team 2

Week No.	Bowling Date	Old Avg	Old HDCP	Old				HDCP Total	HDCP		---Average Change---			High Game	High Sers	HDCP Game	HDCP Sers		
				-1-	-2-	-3-	Total		Total	Pins	Gms	New	Old					+/-	
1	09/12/23	95	105	75	100	112	287	602	287	3	95.67	-	0.00	=	95.67	112	287	217	602
2	09/19/23	95	105	154	125	101	380	695	667	6	111.17	-	95.67	=	15.50	154	380	259	695
3	09/26/23	111	89	117	118	98	333	600	1000	9	111.11	-	111.17	=	-0.06	154	380	259	695
4	10/03/23	111	89	a101	a101	a101	303	570	1000	9	111.11	-	111.11	=	0.00	154	380	259	695
5	10/10/23	111	89	a101	a101	a101	303	570	1000	9	111.11	-	111.11	=	0.00	154	380	259	695
6	10/17/23	111	89	114	123	108	345	612	1345	12	112.08	-	111.11	=	0.97	154	380	259	695
7	10/24/23	112	88	a102	a102	a102	306	570	1345	12	112.08	-	112.08	=	0.00	154	380	259	695
8	11/07/23	112	88	140	141	107	388	652	1733	15	115.53	-	112.08	=	3.45	154	388	259	695
9	11/14/23	115	85	a105	a105	a105	315	570	1733	15	115.53	-	115.53	=	0.00	154	388	259	695
10	11/21/23	115	85	a105	a105	a105	315	570	1733	15	115.53	-	115.53	=	0.00	154	388	259	695
11	11/28/23	115	85	113	135	81	329	584	2062	18	114.56	-	115.53	=	-0.98	154	388	259	695
12	12/05/23	114	86	117	96	113	326	584	2388	21	113.71	-	114.56	=	-0.84	154	388	259	695

End of 1st split

13	01/16/24	113	87	a103	a103	a103	309	570	2388	21	113.71	-	113.71	=	0.00	154	388	259	695
14	01/23/24	113	87	a103	a103	a103	309	570	2388	21	113.71	-	113.71	=	0.00	154	388	259	695
15	01/30/24	113	87	a103	a103	a103	309	570	2388	21	113.71	-	113.71	=	0.00	154	388	259	695
16	02/06/24	113	87	a103	a103	a103	309	570	2388	21	113.71	-	113.71	=	0.00	154	388	259	695
17	02/13/24	113	87	a103	a103	a103	309	570	2388	21	113.71	-	113.71	=	0.00	154	388	259	695
18	02/20/24	113	87	a103	a103	a103	309	570	2388	21	113.71	-	113.71	=	0.00	154	388	259	695
19	02/27/24	113	87	a103	a103	a103	309	570	2388	21	113.71	-	113.71	=	0.00	154	388	259	695
20	03/05/24	113	87	a103	a103	a103	309	570	2388	21	113.71	-	113.71	=	0.00	154	388	259	695
21	03/12/24	113	0				0	0	2388	21	113.71	-	113.71	=	0.00	154	388	259	695
22	03/19/24	113	0				0	0	2388	21	113.71	-	113.71	=	0.00	154	388	259	695
23	04/02/24	113	87				0	0	2388	21	113.71	-	113.71	=	0.00	154	388	259	695

End of 2nd split

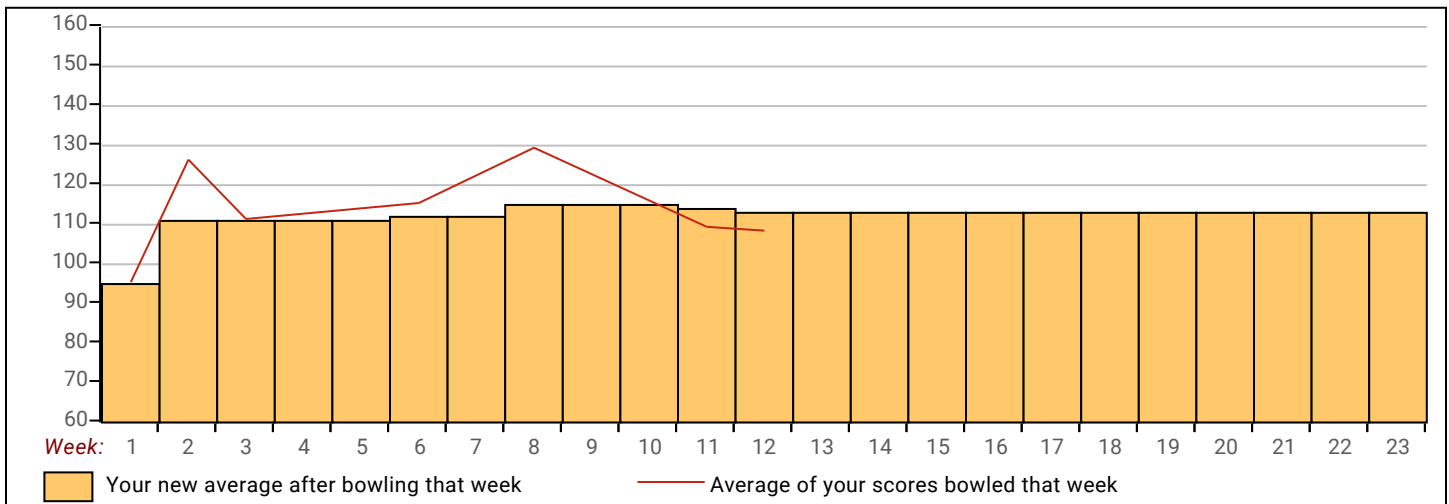
<u><100</u>	<u>100's</u>	<u>125's</u>	<u>150's</u>	<u>175's</u>	<u>200's</u>	<u>225's</u>	<u>250's</u>	<u>275's</u>	<u>300's</u>
4	12	4	1						
<u><400</u>	<u>400's</u>	<u>450's</u>	<u>500's</u>	<u>550's</u>	<u>600's</u>	<u>650's</u>	<u>700's</u>	<u>750's</u>	<u>800's</u>
7									

Avg of Game 1	Avg of Game 2	Avg of Game 3
118.57	119.71	102.86

High game of 154 on week 2 High series of 388 on week 8 High average of 115.53 after bowling week 8
 Low game of 75 on week 1 Low series of 287 on week 1 Low average of 95.67 after bowling week 1

High Scores by Game

Game #1: 154 on week 2 Game #2: 141 on week 8 Game #3: 113 on week 12



Note: This report includes information through April 2 which is Week 23 of 23

Brendon Arnold's Bowling Record - Team 2: Team 2

Week No.	Bowling Date	Old Avg	Old HDCP	---Average Change---			Total	HDCP Total	Pins	Gms	New - Old	+/-	High Game	High Sers	HDCP Game	HDCP Sers	
				-1-	-2-	-3-											
1	09/12/23	0	0				0	0	0	0	- 0.00	= 0.00	0	0			
2	09/19/23	0	0				0	0	0	0	- 0.00	= 0.00	0	0			
3	09/26/23	118	82	108	132	116	356	602	356	3	118.67	- 0.00	= 118.67	132	356	214	602
4	10/03/23	118	82	101	93	91	285	531	641	6	106.83	- 118.67	= -11.83	132	356	214	602
5	10/10/23	106	94	a96	a96	a96	288	570	641	6	106.83	- 106.83	= 0.00	132	356	214	602
6	10/17/23	106	94	102	131	113	346	628	987	9	109.67	- 106.83	= 2.83	132	356	225	628
7	10/24/23	109	91	a99	a99	a99	297	570	987	9	109.67	- 109.67	= 0.00	132	356	225	628
8	11/07/23	109	91	a99	a99	a99	297	570	987	9	109.67	- 109.67	= 0.00	132	356	225	628
9	11/14/23	109	91	a99	a99	a99	297	570	987	9	109.67	- 109.67	= 0.00	132	356	225	628
10	11/21/23	109	91	a99	a99	a99	297	570	987	9	109.67	- 109.67	= 0.00	132	356	225	628
11	11/28/23	109	91	a99	a99	a99	297	570	987	9	109.67	- 109.67	= 0.00	132	356	225	628
12	12/05/23	109	91	a99	a99	a99	297	570	987	9	109.67	- 109.67	= 0.00	132	356	225	628

End of 1st split

13	01/16/24	109	91	a99	a99	a99	297	570	987	9	109.67	- 109.67	= 0.00	132	356	225	628
14	01/23/24	109	91	a99	a99	a99	297	570	987	9	109.67	- 109.67	= 0.00	132	356	225	628
15	01/30/24	109	91	a99	a99	a99	297	570	987	9	109.67	- 109.67	= 0.00	132	356	225	628
16	02/06/24	109	91	a99	a99	a99	297	570	987	9	109.67	- 109.67	= 0.00	132	356	225	628
17	02/13/24	109	91	a99	a99	a99	297	570	987	9	109.67	- 109.67	= 0.00	132	356	225	628
18	02/20/24	109	91	a99	a99	a99	297	570	987	9	109.67	- 109.67	= 0.00	132	356	225	628
19	02/27/24	109	91	a99	a99	a99	297	570	987	9	109.67	- 109.67	= 0.00	132	356	225	628
20	03/05/24	109	91	a99	a99	a99	297	570	987	9	109.67	- 109.67	= 0.00	132	356	225	628
21	03/12/24	109	0				0	0	987	9	109.67	- 109.67	= 0.00	132	356	225	628
22	03/19/24	109	0				0	0	987	9	109.67	- 109.67	= 0.00	132	356	225	628
23	04/02/24	109	91				0	0	987	9	109.67	- 109.67	= 0.00	132	356	225	628

End of 2nd split

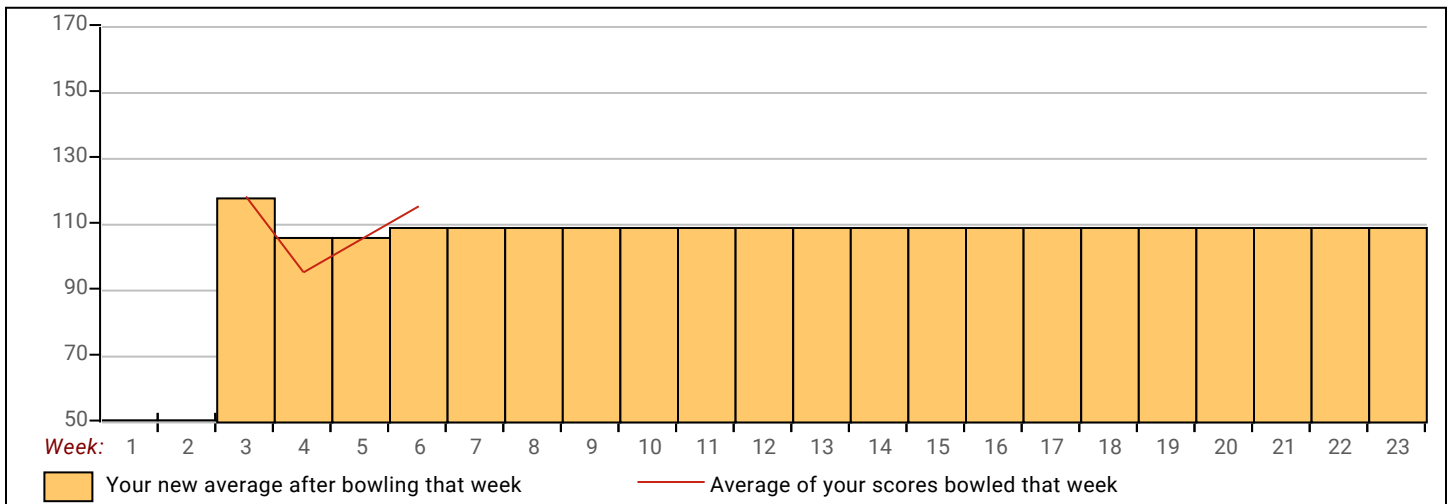
<u><100</u>	<u>100's</u>	<u>125's</u>	<u>150's</u>	<u>175's</u>	<u>200's</u>	<u>225's</u>	<u>250's</u>	<u>275's</u>	<u>300's</u>
2	5	2							
<u><400</u>	<u>400's</u>	<u>450's</u>	<u>500's</u>	<u>550's</u>	<u>600's</u>	<u>650's</u>	<u>700's</u>	<u>750's</u>	<u>800's</u>
3									

<u>Avg of Game 1</u>	<u>Avg of Game 2</u>	<u>Avg of Game 3</u>
103.67	118.67	106.67

High game of 132 on week 3 High series of 356 on week 3 High average of 118.67 after bowling week 3
 Low game of 91 on week 4 Low series of 285 on week 4 Low average of 106.83 after bowling week 4

High Scores by Game

Game #1: 108 on week 3 Game #2: 132 on week 3 Game #3: 116 on week 3



Note: This report includes information through April 2 which is Week 23 of 23

VACANT 's Bowling Record - Team 2: Team 2

Week No.	Bowling Date	Old Avg	Old HDCP	Old			Total	HDCP Total	Pins Gms		---Average Change---			High Game	High Sers	HDCP Game	HDCP Sers	
				-1-	-2-	-3-			New	Old	---> +/-							
1	09/12/23	120	0				0	0	0	0	-	0.00	=	0.00	0	0		
2	09/19/23	120	0				0	0	0	0	-	0.00	=	0.00	0	0		
3	09/26/23	120	80	v120	v120	v120	360	600	0	0	-	0.00	=	0.00	0	0		
4	10/03/23	120	80	v120	v120	v120	360	600	0	0	-	0.00	=	0.00	0	0		
5	10/10/23	120	80	v120	v120	v120	360	600	0	0	-	0.00	=	0.00	0	0		
6	10/17/23	120	80	v120	v120	v120	360	600	0	0	-	0.00	=	0.00	0	0		
7	10/24/23	120	80	v120	v120	v120	360	600	0	0	-	0.00	=	0.00	0	0		
8	11/07/23	120	80	v120	v120	v120	360	600	0	0	-	0.00	=	0.00	0	0		
9	11/14/23	120	80	v120	v120	v120	360	600	0	0	-	0.00	=	0.00	0	0		
10	11/21/23	120	80	v120	v120	v120	360	600	0	0	-	0.00	=	0.00	0	0		
11	11/28/23	120	80	v120	v120	v120	360	600	0	0	-	0.00	=	0.00	0	0		
12	12/05/23	120	80	v120	v120	v120	360	600	0	0	-	0.00	=	0.00	0	0		

End of 1st split

13	01/16/24	120	80	v120	v120	v120	360	600	0	0	-	0.00	=	0.00	0	0		
14	01/23/24	120	80	v120	v120	v120	360	600	0	0	-	0.00	=	0.00	0	0		
15	01/30/24	120	80	v120	v120	v120	360	600	0	0	-	0.00	=	0.00	0	0		
16	02/06/24	120	80	v120	v120	v120	360	600	0	0	-	0.00	=	0.00	0	0		
17	02/13/24	120	80	v120	v120	v120	360	600	0	0	-	0.00	=	0.00	0	0		
18	02/20/24	120	80	v120	v120	v120	360	600	0	0	-	0.00	=	0.00	0	0		
19	02/27/24	120	80	v120	v120	v120	360	600	0	0	-	0.00	=	0.00	0	0		
20	03/05/24	120	80	v120	v120	v120	360	600	0	0	-	0.00	=	0.00	0	0		
21	03/12/24	120	0				0	0	0	0	-	0.00	=	0.00	0	0		
22	03/19/24	120	0				0	0	0	0	-	0.00	=	0.00	0	0		
23	04/02/24	120	80				0	0	0	0	-	0.00	=	0.00	0	0		

End of 2nd split

- <100
- 100's
- 125's
- 150's
- 175's
- 200's
- 225's
- 250's
- 275's
- 300's
- <400
- 400's
- 450's
- 500's
- 550's
- 600's
- 650's
- 700's
- 750's
- 800's

Avg of Game 1 Avg of Game 2 Avg of Game 3

High game of 0 on week 1 High series of 0 on week 1 High average of 0.00 after bowling week 23
 Low game of 0 on week 1 Low series of 0 on week 1 Low average of 0.00 after bowling week 23

High Scores by Game

Game #1: 0 on week 1 Game #2: 0 on week 1 Game #3: 0 on week 1

