

Note: This report includes information through April 2 which is Week 23 of 23

Team 1: Lopers

Name	Avg HDCP		Pins Gms		True Average	To Raise Avg +1	High Game	High Sers	HDCP Game	HDCP Sers	Most Improved Avg +/-	
Keira R. Walburn	128	72	7701	60	128.35	426	174	454	248	673	131	-2.65
Justin M. Hodges	168	32	11617	69	168.36	551	223	597	258	699	162	+6.36
Landon C. Kidd	147	53	8846	60	147.43	478	219	581	268	749	146	+1.43
Drey A. Sanchez	166	34	10971	66	166.23	552	223	588	244	661	176	-9.77

Team History

Week No.	Bowling Date	Opp. Team	-1-	-2-	-3-	Total	Avg p/gm	Last Wk WON	Last Wk Lost	Points Won	Points Lost	High Game	High Sers	HDCP Game	HDCP Sers
1	09/12/23	2	616	560	684	1860	620	3	1	3	1	684	1860	865	2403
2	09/19/23	3	583	611	649	1843	617	0	4	3	5	684	1860	865	2403
3	09/26/23	8	610	586	577	1773	608	2	2	5	7	684	1860	865	2403
4	10/03/23	5	593	595	581	1769	603	0	4	5	11	684	1860	865	2403
5	10/10/23	7	578	664	612	1854	606	1	3	6	14	684	1860	865	2433
6	10/17/23	4	604	615	607	1826	606	2	2	8	16	684	1860	865	2433
7	10/24/23	6	600	663	611	1874	609	1	3	9	19	684	1874	865	2444
8	11/07/23	2	692	697	650	2039	618	4	0	13	19	697	2039	886	2606
9	11/14/23	3	601	626	557	1784	615	2	2	15	21	697	2039	886	2606
10	11/21/23	8	588	508	688	1784	613	1	3	16	24	697	2039	886	2606
11	11/28/23	5	542	702	657	1901	615	3	1	19	25	702	2039	887	2606
12	12/05/23	7	630	645	586	1861	615	1	3	20	28	702	2039	887	2606

End of 1st split

13	01/16/24	4	569	562	530	1661	611	0	4	0	4	702	2039	887	2606
14	01/23/24	6	553	631	566	1750	609	2	2	2	6	702	2039	887	2606
15	01/30/24	2	674	605	606	1885	610	3	1	5	7	702	2039	887	2606
16	02/06/24	3	674	526	610	1810	609	2	2	7	9	702	2039	887	2606
17	02/13/24	8	505	555	620	1680	606	0	4	7	13	702	2039	887	2606
18	02/20/24	5	582	561	614	1757	605	3	1	10	14	702	2039	887	2606
19	02/27/24	7	619	645	630	1894	607	4	0	14	14	702	2039	887	2606
20	03/05/24	4	651	630	606	1887	608	0	4	14	18	702	2039	887	2606
21	03/12/24	6	585	581	617	1783	607	4	0	18	18	702	2039	887	2606
22	03/19/24	2	653	633	580	1866	608	4	0	22	18	702	2039	887	2606
23	04/02/24	3	648	554	555	1757	607	1	3	23	21	702	2039	887	2606

End of 2nd split

Note: This report includes information through April 2 which is Week 23 of 23

Keira R. Walburn's Bowling Record - Team 1: Lopers

Week No.	Bowling Date	Old Avg	Old HDCP	---Average Change---				HDCP Total	Pins	Gms	New	Old	+/-	High Game	High Sers	HDCP Game	HDCP Sers
				-1-	-2-	-3-	Total										
1	09/12/23	133	67	147	130	123	400	601	400	3	133.33	- 0.00	= 133.33	147	400	214	601
2	09/19/23	133	67	117	124	127	368	569	768	6	128.00	- 133.33	= -5.33	147	400	214	601
3	09/26/23	128	72	121	116	152	389	605	1157	9	128.56	- 128.00	= 0.56	152	400	224	605
4	10/03/23	128	72	a118	a118	a118	354	570	1157	9	128.56	- 128.56	= 0.00	152	400	224	605
5	10/10/23	128	72	129	147	141	417	633	1574	12	131.17	- 128.56	= 2.61	152	417	224	633
6	10/17/23	131	69	111	146	121	378	585	1952	15	130.13	- 131.17	= -1.03	152	417	224	633
7	10/24/23	130	70	115	133	147	395	605	2347	18	130.39	- 130.13	= 0.26	152	417	224	633
8	11/07/23	130	70	136	126	121	383	593	2730	21	130.00	- 130.39	= -0.39	152	417	224	633
9	11/14/23	130	70	121	123	142	386	596	3116	24	129.83	- 130.00	= -0.17	152	417	224	633
10	11/21/23	129	71	101	98	103	302	515	3418	27	126.59	- 129.83	= -3.24	152	417	224	633
11	11/28/23	126	74	108	151	147	406	628	3824	30	127.47	- 126.59	= 0.87	152	417	225	633
12	12/05/23	127	73	103	166	125	394	613	4218	33	127.82	- 127.47	= 0.35	166	417	239	633

End of 1st split

13	01/16/24	127	73	79	100	91	270	489	4488	36	124.67	- 127.82	= -3.15	166	417	239	633
14	01/23/24	124	76	109	136	135	380	608	4868	39	124.82	- 124.67	= 0.15	166	417	239	633
15	01/30/24	124	76	151	127	157	435	663	5303	42	126.26	- 124.82	= 1.44	166	435	239	663
16	02/06/24	126	74	148	114	139	401	623	5704	45	126.76	- 126.26	= 0.49	166	435	239	663
17	02/13/24	126	74	119	110	129	358	580	6062	48	126.29	- 126.76	= -0.46	166	435	239	663
18	02/20/24	126	74	a116	a116	a116	348	570	6062	48	126.29	- 126.29	= 0.00	166	435	239	663
19	02/27/24	126	74	150	174	122	446	668	6508	51	127.61	- 126.29	= 1.32	174	446	248	668
20	03/05/24	127	73	165	144	145	454	673	6962	54	128.93	- 127.61	= 1.32	174	454	248	673
21	03/12/24	128	72	a118	a118	a118	354	570	6962	54	128.93	- 128.93	= 0.00	174	454	248	673
22	03/19/24	128	72	120	129	109	358	574	7320	57	128.42	- 128.93	= -0.50	174	454	248	673
23	04/02/24	128	72	119	108	154	381	597	7701	60	128.35	- 128.42	= -0.07	174	454	248	673

End of 2nd split

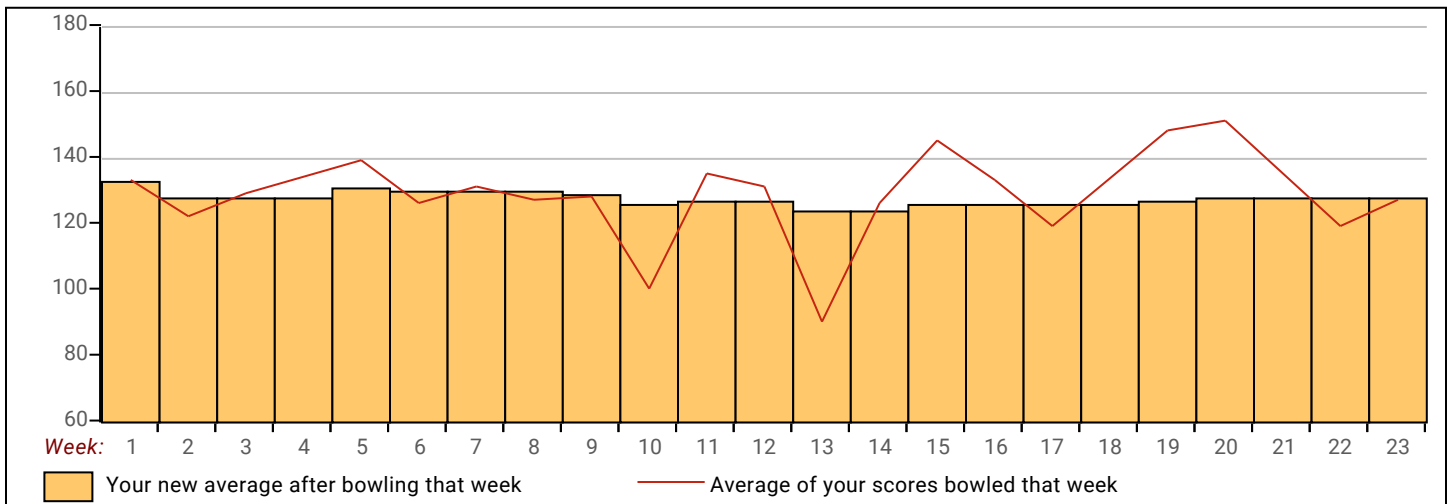
<u><100</u>	<u>100's</u>	<u>125's</u>	<u>150's</u>	<u>175's</u>	<u>200's</u>	<u>225's</u>	<u>250's</u>	<u>275's</u>	<u>300's</u>
3	25	23	9						
<u><400</u>	<u>400's</u>	<u>450's</u>	<u>500's</u>	<u>550's</u>	<u>600's</u>	<u>650's</u>	<u>700's</u>	<u>750's</u>	<u>800's</u>
13	6	1							

<u>Avg of Game 1</u>	<u>Avg of Game 2</u>	<u>Avg of Game 3</u>
123.45	130.10	131.50

High game of 174 on week 19 High series of 454 on week 20 High average of 133.33 after bowling week 1
 Low game of 79 on week 13 Low series of 270 on week 13 Low average of 124.67 after bowling week 13

High Scores by Game

Game #1: 165 on week 20 Game #2: 174 on week 19 Game #3: 157 on week 15



Note: This report includes information through April 2 which is Week 23 of 23

Justin M. Hodges's Bowling Record - Team 1: Lopers

Week No.	Bowling Date	Old Avg	Old HDCP	---Average Change---				HDCP Total	Pins Gms		New	Old	+/-	High Game	High Sers	HDCP Game	HDCP Sers
				-1-	-2-	-3-	Total		Total	Total							
1	09/12/23	146	54	156	137	146	439	601	439	3	146.33	- 0.00	= 146.33	156	439	210	601
2	09/19/23	146	54	152	204	160	516	678	955	6	159.17	- 146.33	= 12.83	204	516	258	678
3	09/26/23	159	41	168	172	147	487	610	1442	9	160.22	- 159.17	= 1.06	204	516	258	678
4	10/03/23	160	40	154	194	159	507	627	1949	12	162.42	- 160.22	= 2.19	204	516	258	678
5	10/10/23	162	38	167	157	190	514	628	2463	15	164.20	- 162.42	= 1.78	204	516	258	678
6	10/17/23	164	36	160	128	192	480	588	2943	18	163.50	- 164.20	= -0.70	204	516	258	678
7	10/24/23	163	37	168	221	171	560	671	3503	21	166.81	- 163.50	= 3.31	221	560	258	678
8	11/07/23	166	34	195	223	179	597	699	4100	24	170.83	- 166.81	= 4.02	223	597	258	699
9	11/14/23	170	30	148	175	134	457	547	4557	27	168.78	- 170.83	= -2.06	223	597	258	699
10	11/21/23	168	32	189	129	199	517	613	5074	30	169.13	- 168.78	= 0.36	223	597	258	699
11	11/28/23	169	31	147	165	204	516	609	5590	33	169.39	- 169.13	= 0.26	223	597	258	699
12	12/05/23	169	31	185	172	148	505	598	6095	36	169.31	- 169.39	= -0.09	223	597	258	699

End of 1st split

13	01/16/24	169	31	157	178	191	526	619	6621	39	169.77	- 169.31	= 0.46	223	597	258	699
14	01/23/24	169	31	167	210	143	520	613	7141	42	170.02	- 169.77	= 0.25	223	597	258	699
15	01/30/24	170	30	223	190	167	580	670	7721	45	171.58	- 170.02	= 1.55	223	597	258	699
16	02/06/24	171	29	153	145	144	442	529	8163	48	170.06	- 171.58	= -1.52	223	597	258	699
17	02/13/24	170	30	126	141	161	428	518	8591	51	168.45	- 170.06	= -1.61	223	597	258	699
18	02/20/24	168	32	132	158	178	468	564	9059	54	167.76	- 168.45	= -0.69	223	597	258	699
19	02/27/24	167	33	175	157	203	535	634	9594	57	168.32	- 167.76	= 0.56	223	597	258	699
20	03/05/24	168	32	180	162	155	497	593	10091	60	168.18	- 168.32	= -0.13	223	597	258	699
21	03/12/24	168	32	163	171	187	521	617	10612	63	168.44	- 168.18	= 0.26	223	597	258	699
22	03/19/24	168	32	185	201	158	544	640	11156	66	169.03	- 168.44	= 0.59	223	597	258	699
23	04/02/24	169	31	174	147	140	461	554	11617	69	168.36	- 169.03	= -0.67	223	597	258	699

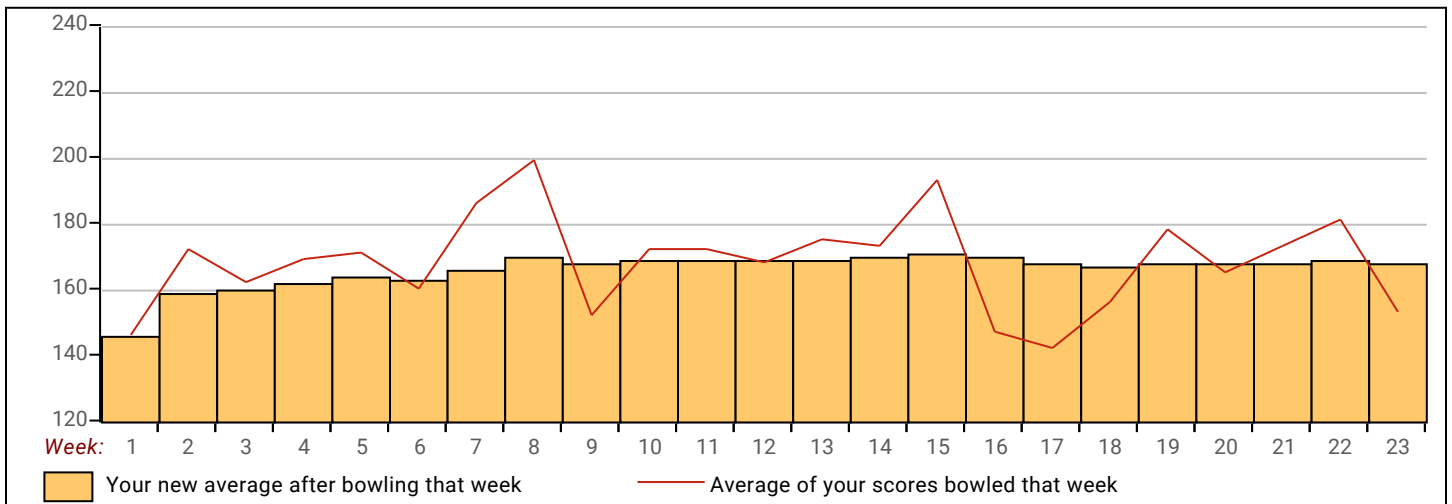
End of 2nd split

<u><100</u>	<u>100's</u>	<u>125's</u>	<u>150's</u>	<u>175's</u>	<u>200's</u>	<u>225's</u>	<u>250's</u>	<u>275's</u>	<u>300's</u>
		17	27	17	8				
<u><400</u>	<u>400's</u>	<u>450's</u>	<u>500's</u>	<u>550's</u>	<u>600's</u>	<u>650's</u>	<u>700's</u>	<u>750's</u>	<u>800's</u>
	3	6	11	3					
<u>Avg of Game 1</u>			<u>Avg of Game 2</u>			<u>Avg of Game 3</u>			
166.26			171.17			167.65			

High game of 223 on week 8 High series of 597 on week 8 High average of 171.58 after bowling week 15
 Low game of 126 on week 17 Low series of 428 on week 17 Low average of 146.33 after bowling week 1

High Scores by Game

Game #1: 223 on week 15 Game #2: 223 on week 8 Game #3: 204 on week 11



Hot Shots 2023-24

Note: This report includes information through April 2 which is Week 23 of 23

Landon C. Kidd's Bowling Record - Team 1: Lopers

Week No.	Bowling Date	Old Avg	Old HDCP	---Average Change---				HDCP Total	Pins Gms		New	Old	+/-	High Game	High Sers	HDCP Game	HDCP Sers
				-1-	-2-	-3-	Total		Total	Total							
1	09/12/23	144	56	137	104	192	433	601	433	3	144.33	- 0.00	= 144.33	192	433	248	601
2	09/19/23	144	56	139	148	176	463	631	896	6	149.33	- 144.33	= 5.00	192	463	248	631
3	09/26/23	149	51	126	137	116	379	532	1275	9	141.67	- 149.33	= -7.67	192	463	248	631
4	10/03/23	141	59	a131	a131	a131	393	570	1275	9	141.67	- 141.67	= 0.00	192	463	248	631
5	10/10/23	141	59	124	198	157	479	656	1754	12	146.17	- 141.67	= 4.50	198	479	257	656
6	10/17/23	146	54	145	162	149	456	618	2210	15	147.33	- 146.17	= 1.17	198	479	257	656
7	10/24/23	147	53	112	147	137	396	555	2606	18	144.78	- 147.33	= -2.56	198	479	257	656
8	11/07/23	144	56	203	189	189	581	749	3187	21	151.76	- 144.78	= 6.98	203	581	259	749
9	11/14/23	151	49	133	157	149	439	586	3626	24	151.08	- 151.76	= -0.68	203	581	259	749
10	11/21/23	151	49	150	115	219	484	631	4110	27	152.22	- 151.08	= 1.14	219	581	268	749
11	11/28/23	152	48	156	174	106	436	580	4546	30	151.53	- 152.22	= -0.69	219	581	268	749
12	12/05/23	151	49	183	148	154	485	632	5031	33	152.45	- 151.53	= 0.92	219	581	268	749

End of 1st split

13	01/16/24	152	48	149	153	126	428	572	5459	36	151.64	- 152.45	= -0.82	219	581	268	749
14	01/23/24	151	49	153	138	136	427	574	5886	39	150.92	- 151.64	= -0.72	219	581	268	749
15	01/30/24	150	50	155	147	132	434	584	6320	42	150.48	- 150.92	= -0.45	219	581	268	749
16	02/06/24	150	50	189	135	149	473	623	6793	45	150.96	- 150.48	= 0.48	219	581	268	749
17	02/13/24	150	50	a140	a140	a140	420	570	6793	45	150.96	- 150.96	= 0.00	219	581	268	749
18	02/20/24	150	50	164	92	135	391	541	7184	48	149.67	- 150.96	= -1.29	219	581	268	749
19	02/27/24	149	51	a139	a139	a139	417	570	7184	48	149.67	- 149.67	= 0.00	219	581	268	749
20	03/05/24	149	51	149	146	113	408	561	7592	51	148.86	- 149.67	= -0.80	219	581	268	749
21	03/12/24	148	52	117	148	133	398	554	7990	54	147.96	- 148.86	= -0.90	219	581	268	749
22	03/19/24	147	53	156	157	137	450	609	8440	57	148.07	- 147.96	= 0.11	219	581	268	749
23	04/02/24	148	52	158	136	112	406	562	8846	60	147.43	- 148.07	= -0.64	219	581	268	749

End of 2nd split

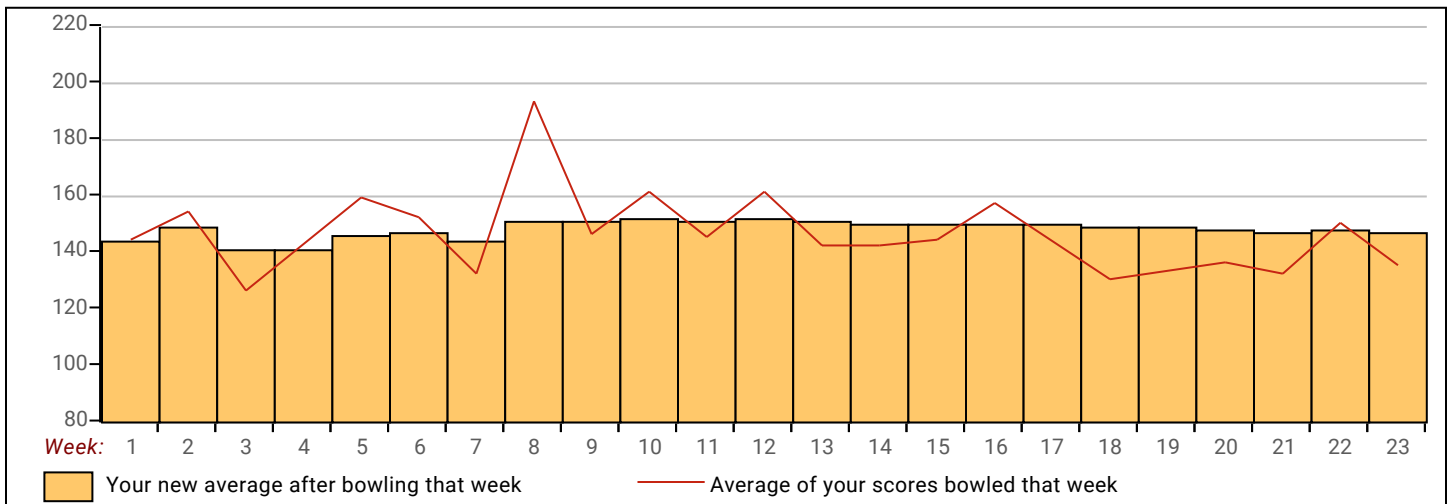
<u><100</u>	<u>100's</u>	<u>125's</u>	<u>150's</u>	<u>175's</u>	<u>200's</u>	<u>225's</u>	<u>250's</u>	<u>275's</u>	<u>300's</u>
1	9	27	14	7	2				
<u><400</u>	<u>400's</u>	<u>450's</u>	<u>500's</u>	<u>550's</u>	<u>600's</u>	<u>650's</u>	<u>700's</u>	<u>750's</u>	<u>800's</u>
4	8	7		1					

<u>Avg of Game 1</u>	<u>Avg of Game 2</u>	<u>Avg of Game 3</u>
149.90	146.55	145.85

High game of 219 on week 10 High series of 581 on week 8 High average of 152.45 after bowling week 12
 Low game of 92 on week 18 Low series of 379 on week 3 Low average of 141.67 after bowling week 3

High Scores by Game

Game #1: 203 on week 8 Game #2: 198 on week 5 Game #3: 219 on week 10



Hot Shots 2023-24

Note: This report includes information through April 2 which is Week 23 of 23

Drey A. Sanchez's Bowling Record - Team 1: Lopers

Week No.	Bowling Date	Old Avg	Old HDCP	---Average Change---				HDCP Total	Pins Gms		New	Old	+/-	High Game	High Sers	HDCP Game	HDCP Sers
				-1-	-2-	-3-	Total		Total	Total							
1	09/12/23	196	4	176	189	223	588	600	588	3	196.00	- 0.00	= 196.00	223	588	227	600
2	09/19/23	196	4	175	135	186	496	508	1084	6	180.67	- 196.00	= -15.33	223	588	227	600
3	09/26/23	180	20	195	161	162	518	578	1602	9	178.00	- 180.67	= -2.67	223	588	227	600
4	10/03/23	178	22	190	152	173	515	581	2117	12	176.42	- 178.00	= -1.58	223	588	227	600
5	10/10/23	176	24	158	162	124	444	516	2561	15	170.73	- 176.42	= -5.68	223	588	227	600
6	10/17/23	170	30	188	179	145	512	602	3073	18	170.72	- 170.73	= -0.01	223	588	227	602
7	10/24/23	170	30	205	162	156	523	613	3596	21	171.24	- 170.72	= 0.52	223	588	235	613
8	11/07/23	171	29	158	159	161	478	565	4074	24	169.75	- 171.24	= -1.49	223	588	235	613
9	11/14/23	169	31	199	171	132	502	595	4576	27	169.48	- 169.75	= -0.27	223	588	235	613
10	11/21/23	169	31	148	166	167	481	574	5057	30	168.57	- 169.48	= -0.91	223	588	235	613
11	11/28/23	168	32	131	212	200	543	639	5600	33	169.70	- 168.57	= 1.13	223	588	244	639
12	12/05/23	169	31	a159	a159	a159	477	570	5600	33	169.70	- 169.70	= 0.00	223	588	244	639

End of 1st split

13	01/16/24	169	31	184	131	122	437	530	6037	36	167.69	- 169.70	= -2.00	223	588	244	639
14	01/23/24	167	33	124	147	152	423	522	6460	39	165.64	- 167.69	= -2.05	223	588	244	639
15	01/30/24	165	35	145	141	150	436	541	6896	42	164.19	- 165.64	= -1.45	223	588	244	639
16	02/06/24	164	36	184	132	178	494	602	7390	45	164.22	- 164.19	= 0.03	223	588	244	639
17	02/13/24	164	36	120	164	190	474	582	7864	48	163.83	- 164.22	= -0.39	223	588	244	639
18	02/20/24	163	37	170	195	185	550	661	8414	51	164.98	- 163.83	= 1.15	223	588	244	661
19	02/27/24	164	36	155	175	166	496	604	8910	54	165.00	- 164.98	= 0.02	223	588	244	661
20	03/05/24	165	35	157	178	193	528	633	9438	57	165.58	- 165.00	= 0.58	223	588	244	661
21	03/12/24	165	35	187	144	179	510	615	9948	60	165.80	- 165.58	= 0.22	223	588	244	661
22	03/19/24	165	35	192	146	176	514	619	10462	63	166.06	- 165.80	= 0.26	223	588	244	661
23	04/02/24	166	34	197	163	149	509	611	10971	66	166.23	- 166.06	= 0.16	223	588	244	661

End of 2nd split

<u><100</u>	<u>100's</u> 4	<u>125's</u> 13	<u>150's</u> 22	<u>175's</u> 23	<u>200's</u> 4	<u>225's</u>	<u>250's</u>	<u>275's</u>	<u>300's</u>
<u><400</u>	<u>400's</u> 4	<u>450's</u> 6	<u>500's</u> 10	<u>550's</u> 2	<u>600's</u>	<u>650's</u>	<u>700's</u>	<u>750's</u>	<u>800's</u>
<u>Avg of Game 1</u>			<u>Avg of Game 2</u>			<u>Avg of Game 3</u>			
169.91			162.00			166.77			

High game of 223 on week 1 High series of 588 on week 1 High average of 196.00 after bowling week 1
 Low game of 120 on week 17 Low series of 423 on week 14 Low average of 163.83 after bowling week 17

High Scores by Game

Game #1: 205 on week 7 Game #2: 212 on week 11 Game #3: 223 on week 1

