

# Classic 2024-25

Monday 6:30 pm

## Big Apple Fun Center

Lanes 1 - 14

President: Doug Giles is on Lane 9 (308)627-5683  
 Vice President: Austin Longmore is on Lane 7 (308)233-1251  
 Secretary/Treasurer: Gary Hatcher is on Lane 12 (308)238-3914

### Team Standings

Place	#	Team Name	Points Won	Points Lost	%Won	Pins + HDCP	Scratch Pins	Avg p/gm	High Game	High Sers	HDCP Game	HDCP Sers
1	7	Peerless Machine	253 ½	106 ½	70.4	97365	66474	764	920	2595	1230	3547
2	5	Super Cool Unnamed Team	232	128	64.4	96012	86925	999	1203	3311	1312	3638
3	8	West	203 ½	156 ½	56.5	95579	78809	905	1087	3035	1245	3491
4	13	Auto Central	200	160	55.6	95404	66625	765	923	2505	1241	3466
5	3	Kirkland Siding	198	162	55.0	95847	73521	845	1099	2898	1332	3597
6	6	Sorensen Group	191	169	53.1	93797	82022	942	1171	3256	1327	3657
7	2	Kennedy Arborcare	171 ½	188 ½	47.6	95413	74551	856	1027	2851	1246	3553
8	12	Common Cents Bookkeeping	171	189	47.5	94576	79333	911	1075	3000	1238	3489
9	11	Cornhusker Ag/Rising Ag	167 ½	192 ½	46.5	95752	78289	899	1073	3013	1280	3634
10	9	AB Service & Repair	156	204	43.3	95118	78776	905	1036	3014	1256	3539
11	4	Little Mexico Restaurant	154 ½	205 ½	42.9	93460	66820	768	918	2559	1191	3397
12	14	Jack Lederman Co.	151 ½	208 ½	42.1	95082	78327	900	1137	2999	1287	3449
13	10	Wii Bowling World Champs	138 ½	221 ½	38.5	95492	74885	860	1024	2929	1241	3528
14	1	Draw Team	131 ½	228 ½		94296	75183	864	1171	3189	1327	3657

### Review of Last Week's Bowling.....

Lanes	Team Name	HDCP -1-	HDCP -2-	HDCP -3-	HDCP Total	Last Wk WON		Team Name	HDCP -1-	HDCP -2-	HDCP -3-	HDCP Total	Last Wk WON
1-2	Draw Team	1085	1054	1023	3162	7	<--->	Kennedy Arborcare	1125	1066	1102	3293	33
3-4	Peerless Machine	1218	1106	1164	3488	25	<--->	West	1144	1154	1106	3404	15
5-6	Auto Central	1130	1187	1051	3368	15	<--->	Jack Lederman Co.	1189	1119	1096	3404	25
7-8	Cornhusker Ag/Rising	1115	1113	1114	3342	12	<--->	Common Cents Bookk	1159	1109	1130	3398	28
9-10	Kirkland Siding	1014	1063	1097	3174	23	<--->	Little Mexico Restaur	1085	1054	1023	3162	17
11-12	Super Cool Unnamed	991	1142	1050	3183	13	<--->	Sorensen Group	1143	1064	1140	3347	27
13-14	AB Service & Repair	1068	1035	1067	3170	7	<--->	Wii Bowling World Ch	1096	1173	1113	3382	33

### Lane Assignments

	1-2	3-4	5-6	7-8	9-10	11-12	13-14	
Wk30 04/21	1- 10	14- 4	9- 11	12- 2	6- 3	13- 8	5- 7	Position Round
Wk31 04/28	👉 Roll-Off - Semifinals							
Wk32 05/05	👉 Roll-Off - Finals							

### Last Week's Top Scores

Team Scratch Game	Team Scratch Series	Team Handicap Game	Team Handicap Series
1076 Super Cool Unnamed Team	2985 Super Cool Unnamed Team	1218 Peerless Machine	3488 Peerless Machine
1014 Common Cents Bookkeepi	2963 Common Cents Bookkeepi	1189 Jack Lederman Co.	3404 West
1006 Sorensen Group	2936 Sorensen Group	1187 Auto Central	3404 Jack Lederman Co.
998 Jack Lederman Co.	2858 West	1173 Wii Bowling World Champs	3398 Common Cents Bo
972 West	2831 Jack Lederman Co.	1159 Common Cents Bookkeepi	3382 Wii Bowling World
924 Wii Bowling World Champs	2685 Cornhusker Ag/Rising Ag	1154 West	3368 Auto Central
914 Peerless Machine	2635 Wii Bowling World Champs	1143 Sorensen Group	3347 Sorensen Group
896 Cornhusker Ag/Rising Ag	2576 Kennedy Arborcare	1142 Super Cool Unnamed Team	3342 Cornhusker Ag/Risi
892 Auto Central	2576 Peerless Machine	1125 Kennedy Arborcare	3293 Kennedy Arborcare
891 Kirkland Siding	2558 AB Service & Repair	1115 Cornhusker Ag/Rising Ag	3183 Super Cool Unnam
886 Kennedy Arborcare	2556 Kirkland Siding	1097 Kirkland Siding	3174 Kirkland Siding
864 AB Service & Repair	2483 Auto Central	1085 Little Mexico Restaurant	3170 AB Service & Repai
756 Little Mexico Restaurant	2175 Little Mexico Restaurant	1068 AB Service & Repair	3162 Little Mexico Resta

**Last Week's Top Scores - Continued**

<u>Scratch Game</u>		<u>Scratch Series</u>		<u>Handicap Game</u>		<u>Handicap Series</u>	
268	Jeremy Dalland	740	Jeremy Dalland	290	Bob Stevens	758	Shawn Mizner
257	Justin Swanek	706	Jarod Zikmund	278	Alex Peden	745	Alex Peden
254	Jason Feddersen	682	Cory Waddell	276	Tyler Mizner	740	Jeremy Dalland
247	Tyler Mizner	680	Jason Feddersen	272	Shawn Mizner	738	Bob Stevens
247	Brandon Conyers	653	Shawn Mizner	272	Brandon Conyers	715	Jake Peden
246	Jarod Zikmund	653	Anthony Eigenberg	268	Jeremy Dalland	715	Jarod Zikmund
246	Cory Waddell	632	Chuck Brisbin	268	Blake Bogus	710	Ron Studnicka
245	Tom Richmond	630	Austin Longmore	265	Justin Swanek	709	Brandon Clement
243	Brad Olson	625	Brad Olson	263	Jake Peden	707	Matthew Doerr
237	Shawn Mizner	617	Justin Swanek	263	Tom Richmond	701	Gary Hatcher
		617	Carter Hollis			701	Anthony Eigenberg

**Season High Scores**

<u>Team Scratch Game</u>		<u>Team Scratch Series</u>		<u>Team Handicap Game</u>		<u>Team Handicap Series</u>	
1203	Super Cool Unnamed Team	3311	Super Cool Unnamed Team	1332	Kirkland Siding	3657	Sorensen Group
1171	Sorensen Group	3256	Sorensen Group	1327	Sorensen Group	3638	Super Cool Unnam
1137	Jack Lederman Co.	3035	West	1312	Super Cool Unnamed Team	3634	Cornhusker Ag/Risi
1099	Kirkland Siding	3014	AB Service & Repair	1287	Jack Lederman Co.	3597	Kirkland Siding
1087	West	3013	Cornhusker Ag/Rising Ag	1280	Cornhusker Ag/Rising Ag	3553	Kennedy Arborcare
1075	Common Cents Bookkeepi	3000	Common Cents Bookkeepi	1256	AB Service & Repair	3547	Peerless Machine
1073	Cornhusker Ag/Rising Ag	2999	Jack Lederman Co.	1246	Kennedy Arborcare	3539	AB Service & Repai
1036	AB Service & Repair	2929	Wii Bowling World Champs	1245	West	3528	Wii Bowling World
1027	Kennedy Arborcare	2898	Kirkland Siding	1241	Wii Bowling World Champs	3491	West
1024	Wii Bowling World Champs	2851	Kennedy Arborcare	1241	Auto Central	3489	Common Cents Bo
923	Auto Central	2595	Peerless Machine	1238	Common Cents Bookkeepi	3466	Auto Central
920	Peerless Machine	2559	Little Mexico Restaurant	1230	Peerless Machine	3449	Jack Lederman Co.
918	Little Mexico Restaurant	2505	Auto Central	1191	Little Mexico Restaurant	3397	Little Mexico Resta

<u>Scratch Game</u>		<u>Scratch Series</u>		<u>Handicap Game</u>		<u>Handicap Series</u>	
300	Gordon Thiessen	778	Jared Samuelson	317	Trevor Hibberd	851	Hewitt Moyer
300	Jared Samuelson	773	Carter Hollis	311	Conan Gifford	823	Kevin Wise
299	Jarod Zikmund	760	Gordon Thiessen	310	Justin Hodges	816	Masato Sugita
290	Jason Feddersen	746	Cory Waddell	310	Hewitt Moyer	812	Johnny Nikkila
289	Jeremy Dalland	740	Jeremy Dalland	308	Johnny Nikkila	809	Bobby Turner Jr
286	Cory Waddell	735	Austin Longmore	308	Bobby Turner Jr	807	Josh Krolikowski
283	Josh Krolikowski	735	Josh Krolikowski	307	Jake Peden	804	Austin Longmore
278	Anthony Eigenberg	728	Jason Feddersen	307	Masato Sugita	801	Tom McLeod
275	Chuck Brisbin	727	Jerred Johnson	304	Josh Krolikowski	797	Carter Hollis
270	Masato Sugita	721	Jarod Zikmund	304	Jared Samuelson	795	Javan Clement
270	Trevor Hibberd						

**Team Rosters**

**1 - Draw Team**

<u>Name</u>	<u>Avg</u>	<u>HDCP</u>	<u>Pins</u>	<u>Gms</u>	<u>Points Won</u>	<u>High Game</u>	<u>High Sers</u>	<u>HDCP Game</u>	<u>HDCP Sers</u>	<u>0's</u>	<u>200's</u>	<u>250's</u>	<u>0's</u>	<u>600's</u>	<u>700's</u>
				30	25.0	192	552	255	726	30	--	--	10	--	--
				27	16.0	202	553	244	671	25	2	--	9	--	--
				81	53.0	290	728	302	764	23	44	14	5	14	8
				87	58.5	278	714	293	750	37	48	2	17	11	1
				54	37.0	184	398	299	743	54	--	--	18	--	--
				69	44.0	212	511	285	739	67	2	--	23	--	--
				81	62.0	236	612	299	795	67	14	--	25	2	--

**2 - Kennedy Arborcare**

<u>Name</u>	<u>Avg</u>	<u>HDCP</u>	<u>Pins</u>	<u>Gms</u>	<u>Points Won</u>	<u>High Game</u>	<u>High Sers</u>	<u>HDCP Game</u>	<u>HDCP Sers</u>	<u>0's</u>	<u>200's</u>	<u>250's</u>	<u>0's</u>	<u>600's</u>	<u>700's</u>
Matthew J. Doerr	131	84	4736	36	20.5	168	449	245	707	36	--	--	12	--	--
Andrew J. Kennedy	142	73	9828	69	47.0	194	494	270	734	69	--	--	23	--	--
Mike McCollough	161	54	9192	57	39.5	202	530	257	706	55	2	--	19	--	--
Brandon M. Conyers	190	25	15459	81	66.5	247	687	281	769	47	34	--	20	7	--
Kevin L. Wise	187	28	15762	84	53.0	256	691	290	823	56	27	1	21	7	--
Masato M. Sugita	188	27	16416	87	57.0	270	705	307	816	60	25	2	24	4	1

3 - Kirkland Siding

Name	Avg	HDCP	Pins	Gms	Points Won	High Game	High Sers	HDCP Game	HDCP Sers	0's	200's	250's	0's	600's	700's
Bill Kirkland	157	58	12724	81	49.0	224	548	281	722	77	4	--	27	--	--
Conan R. Gifford	158	57	8898	56	43.0	252	583	311	778	52	3	1	18	--	--
Larry L. Harrington	157	58	12796	81	53.0	200	545	264	743	80	1	--	27	--	--
Bobby Turner Jr	172	43	12927	75	59.0	257	665	308	809	66	7	2	22	3	--
Lane E. Riffey	178	37	14979	84	62.5	254	622	296	748	69	13	2	25	3	--
Brad M. Olson	204	11	9221	45	30.0	249	682	267	742	19	26	--	5	10	--

4 - Little Mexico Restaurant

Name	Avg	HDCP	Pins	Gms	Points Won	High Game	High Sers	HDCP Game	HDCP Sers	0's	200's	250's	0's	600's	700's
Nathan Banks	174	41	7835	45	30.5	223	566	265	692	37	8	--	15	--	--
Nolan P. Parr	127	88	6134	48	33.5	175	437	263	688	48	--	--	16	--	--
Quentin S. Holliday	141	74	12336	87	54.0	212	494	287	719	86	1	--	29	--	--
Trevor A. Roberts	154	61	9142	59	33.0	217	536	270	705	57	2	--	19	--	--
Dave Jamrog	163	52	3927	24	21.0	205	545	272	746	23	1	--	8	--	--
Scott A. Asay	143	72	5152	36	21.0	184	503	269	758	36	--	--	12	--	--
Craig A. Schutt	161	54	13056	81	45.0	221	539	274	689	77	4	--	27	--	--

5 - Super Cool Unnamed Team

Name	Avg	HDCP	Pins	Gms	Points Won	High Game	High Sers	HDCP Game	HDCP Sers	0's	200's	250's	0's	600's	700's
Tom Richmond	197	18	16611	84	51.5	269	705	293	783	50	28	6	16	11	1
Jason D. Stubbs	183	32	10482	57	43.5	257	660	293	768	42	14	1	15	4	--
Tom McLeod	189	26	5695	30	16.0	259	684	298	801	18	10	2	7	3	--
Scott A. Bauer	198	17	15507	78	63.0	255	691	277	771	39	36	3	13	13	--
Jeremy D. Sklenar	210	5	2523	12	12.0	243	657	269	735	5	7	--	1	3	--
Ryan E. Walton	207	8	14909	72	59.0	256	708	274	761	25	43	4	8	14	2
Todd M. Mathews	bk205	10	1284	6	6.0	254	715	264	745	2	3	1	1	--	1
Chuck M. Brisbin	211	4	17108	81	56.5	275	709	285	760	30	46	5	5	19	3

6 - Sorensen Group

Name	Avg	HDCP	Pins	Gms	Points Won	High Game	High Sers	HDCP Game	HDCP Sers	0's	200's	250's	0's	600's	700's
Doug Giles	177	38	14925	84	47.0	264	647	303	764	67	16	1	27	1	--
Chris R. Lytle	165	50	10932	66	38.5	216	610	264	730	59	7	--	21	1	--
Logan J. Albright	184	31	8872	48	31.5	236	614	274	736	35	13	--	13	3	--
Jeff A. Fruhling	189	26	14243	75	51.0	258	681	294	771	47	26	2	17	8	--
Josh K. Krolkowski	191	24	14335	75	48.0	283	735	304	807	49	21	5	19	4	2
Jerred J. Johnson	219	0	1972	9	7.0	267	727	277	757	2	6	1	--	2	1
Jeremy J. Dalland	219	0	15149	69	52.0	289	740	289	740	17	42	10	2	16	5

7 - Peerless Machine

Name	Avg	HDCP	Pins	Gms	Points Won	High Game	High Sers	HDCP Game	HDCP Sers	0's	200's	250's	0's	600's	700's
Jacob M. Rodriguez	102	113	924	9	5.0	146	334	256	664	9	--	--	3	--	--
Brooks D. Paul	123	92	10722	87	51.5	170	428	267	728	87	--	--	29	--	--
John W. Paul	119	96	10055	84	54.0	166	445	263	739	84	--	--	28	--	--
Nate Grabenstein	110	105	332	3		119	332	224	647	3	--	--	1	--	--
Alex J. Peden	159	56	13842	87	76.0	225	609	287	786	79	8	--	28	1	--
Jake W. Peden	165	50	13404	81	60.0	247	593	307	773	74	7	--	27	--	--
Cory D. Waddell	210	5	16416	78	71.5	286	746	301	769	28	43	7	9	12	5

8 - West

Name	Avg	HDCP	Pins	Gms	Points Won	High Game	High Sers	HDCP Game	HDCP Sers	0's	200's	250's	0's	600's	700's
Bob Stevens	160	55	13512	84	59.5	234	592	292	769	78	6	--	28	--	--
Jerry Schmitz	183	32	4407	24	15.0	210	616	248	724	16	8	--	7	1	--
Gordon E. Thiessen	226	0	4746	21	20.0	300	760	300	760	5	11	5	--	4	3
Johnny L. Nikkila	179	36	14536	81	66.5	268	692	308	812	63	17	1	23	4	--
Ivan D. Stones	171	44	14381	84	54.0	226	591	275	729	71	13	--	28	--	--
Gary D. Hatcher	178	37	12856	72	38.0	226	623	267	746	55	17	--	22	2	--
Justin R. Swaneck	207	8	13055	63	37.0	268	692	274	719	28	32	3	5	16	--

9 - AB Service & Repair

Name	Avg	HDCP	Pins	Gms	Points Won	High Game	High Sers	HDCP Game	HDCP Sers	0's	200's	250's	0's	600's	700's
Ron A. Engel	164	51	1976	12	5.0	234	563	283	710	11	1	--	4	--	--
Sean A. McBride	142	73	11947	84	54.5	203	511	276	736	83	1	--	28	--	--
Cody D. Bristow	172	43	13961	81	61.0	247	603	301	763	61	20	--	26	1	--
Mike Brown	193	22	15071	78	59.0	246	664	270	748	48	30	--	17	9	--
Kurt L. Schmidt	196	19	12968	66	45.0	247	651	272	745	35	31	--	13	9	--
Dan Schmidt	209	6	11935	57	38.8	268	715	276	739	17	36	4	4	14	1

10 - Wii Bowling World Champs

Name	Avg	HDCP	Pins	Gms	Points Won	High Game	High Sers	HDCP Game	HDCP Sers	0's	200's	250's	0's	600's	700's
Scott A. Feddersen	160	55	4828	30	25.0	192	552	255	726	30	--	--	10	--	--
Matt W. Morrow	171	44	4641	27	16.0	202	553	244	671	25	2	--	9	--	--
Jason S. Feddersen	218	0	17715	81	53.0	290	728	302	764	23	44	14	5	14	8
Anthony C. Eigenberg	200	15	17439	87	58.5	278	714	293	750	37	48	2	17	11	1
Jacob D. Roth	100	115	5445	54	37.0	184	398	299	743	54	--	--	18	--	--
Brandon J. Clement	145	70	10063	69	44.0	212	511	285	739	67	2	--	23	--	--
Javan D. Clement	168	47	13663	81	62.0	236	612	299	795	67	14	--	25	2	--

11 - Cornhusker Ag/Rising Ag

Name	Avg	HDCP	Pins	Gms	Points Won	High Game	High Sers	HDCP Game	HDCP Sers	0's	200's	250's	0's	600's	700's
Blake R. Bogus	142	73	7285	51	42.5	202	507	279	738	50	1	--	17	--	--
Doug Samuelson	138	77	6216	45	30.0	192	485	274	741	45	--	--	15	--	--
Brent E. Hollis	155	60	4199	27	16.0	226	511	300	733	26	1	--	9	--	--
Hewitt P. Moyer	177	38	10651	60	40.0	266	719	310	851	49	10	1	19	--	1
Danny Jeffryes	174	41	11484	66	45.5	205	579	256	726	62	4	--	22	--	--
Bob G. Vogt	176	39	3171	18	11.0	218	631	269	784	13	5	--	5	1	--
Carter R. Hollis	212	3	17188	81	48.5	269	773	280	797	26	43	12	4	20	3
Jared J. Samuelson	216	0	16250	75	47.0	300	778	304	790	22	44	9	4	18	3

12 - Common Cents Bookkeeping

Name	Avg	HDCP	Pins	Gms	Points Won	High Game	High Sers	HDCP Game	HDCP Sers	0's	200's	250's	0's	600's	700's
Ethan M. Mizner	153	62	5513	36	17.5	237	547	291	739	33	3	--	12	--	--
Justin M. Hodges	172	43	15004	87	60.0	256	619	310	770	74	12	1	26	3	--
Shawn E. Mizner	181	34	13625	75	46.0	243	653	282	758	54	21	--	22	3	--
Tyler L. Mizner	186	29	11774	63	47.0	247	633	276	723	44	19	--	18	3	--
Michael G. Marcellus	196	19	16730	85	59.0	257	667	277	742	48	35	2	13	15	--
Austin M. Longmore	196	19	14720	75	54.5	267	735	290	804	42	31	2	13	11	1

13 - Auto Central

Name	Avg	HDCP	Pins	Gms	Points Won	High Game	High Sers	HDCP Game	HDCP Sers	0's	200's	250's	0's	600's	700's
Bob Cherry	118	97	10306	87	67.0	167	430	273	744	87	--	--	29	--	--
Mark A. Woodside	149	66	9389	63	43.0	214	529	282	733	61	2	--	21	--	--
Bob J. Hunt	142	73	6824	48	35.0	215	506	297	752	46	2	--	16	--	--
Chris C. Hunt	150	65	3614	24	11.0	212	528	251	663	22	2	--	8	--	--
Chris L. Stapleton	165	50	14411	87	51.0	224	599	278	764	79	8	--	29	--	--
Kevin L. Moriarty	179	36	13471	75	42.0	265	661	301	775	53	20	2	20	5	--
John L. Krotz	190	25	4561	24	17.0	236	600	275	708	16	8	--	7	1	--

14 - Jack Lederman Co.

Name	Avg	HDCP	Pins	Gms	Points Won	High Game	High Sers	HDCP Game	HDCP Sers	0's	200's	250's	0's	600's	700's
Ron J. Studnicka	162	53	13641	84	58.0	227	548	283	724	75	9	--	28	--	--
Trevor D. Hibberd	178	37	14425	81	56.0	270	666	317	786	65	14	2	26	1	--
Leroy H. Hoss	145	70	10070	69	37.0	200	499	267	700	68	1	--	23	--	--
Eric R. Zikmund	197	18	7687	39	23.0	257	698	282	764	20	17	2	8	5	--
David D. Hibberd	189	26	14216	75	39.0	247	642	281	744	46	29	--	18	7	--
Jarod D. Zikmund	213	2	17308	81	54.5	299	721	303	739	26	45	10	4	20	3

**Temporary Substitutes**

Name	Avg	HDCP	Pins	Gms	Points Won	High Game	High Sers	HDCP Game	HDCP Sers	0's	200's	250's	0's	600's	700's
Tim Adkins	194	21	1748	9	7.0	214	602	262	746	6	3	--	2	1	--
Keith A. Albright	205	10	615	3	2.0	227	615	237	645	1	2	--	--	1	--
Eric R. Bedke	206	9	618	3	4.0	227	618	236	645	1	2	--	--	1	--
Brandon Brinegar	117	98	1055	9	1.5	145	383	232	644	9	--	--	3	--	--
Chris P. Drew	129	86	779	6	5.5	175	445	279	757	6	--	--	2	--	--
Cruz A. Evans	168	47	8108	48	27.0	244	588	294	737	40	8	--	16	--	--
Larry K. Giddings	bk181	34	999	6	1.0	201	544	235	646	5	1	--	2	--	--
Micah J. Hadley	183	32	550	3		213	550	245	646	2	1	--	1	--	--
Rich Hancock	bk162	53	969	6	6.0	182	502	235	661	6	--	--	2	--	--
Carson M. Hemmer	137	78	824	6	3.0	169	417	245	645	6	--	--	2	--	--
Doug Houtz	167	48	2517	15	11.0	201	561	247	699	14	1	--	5	--	--
Ben L. Howard	bk180	35	1061	6	1.0	210	590	245	695	5	1	--	2	--	--
Chris Lopez	bk160	55	521	3	3.0	190	521	245	686	3	--	--	1	--	--
Greg A. Pettit	200	15	4010	20	7.7	247	658	263	706	9	11	--	1	3	--
Richard M. Serr	bk161	54	1013	6	4.0	195	524	249	686	6	--	--	2	--	--
Devon L. Smith	bk184	31	1111	6	1.5	212	569	243	662	5	1	--	2	--	--
Keith J. Smith	174	41	1048	6	6.0	188	552	238	702	6	--	--	2	--	--
Tom Soderholm	bk188	27	1147	6	4.0	211	584	238	665	4	2	--	2	--	--
Bob Verbeck	133	82	400	3	2.0	156	400	238	646	3	--	--	1	--	--
Dirk C. Yonkers	bk175	40	1156	6	6.0	227	609	267	729	3	3	--	1	1	--
Mark A. Yonkers	198	17	1789	9	6.0	247	683	261	725	5	4	--	2	1	--

**High Individual Match Points**

76 Alex Peden	71.5 Cory Waddell	67 Bob Cherry	66.5 Johnny Nikkila
66.5 Brandon Conyers	63 Scott Bauer	62.5 Lane Riffey	62 Javan Clement
61 Cody Bristow	60 Jake Peden	60 Justin Hodges	59.5 Bob Stevens
59 Michael Marcellus	59 Bobby Turner Jr	59 Ryan Walton	59 Mike Brown

**Individual High Averages**

226.00 Gordon Thiessen	219.55 Jeremy Dalland	218.70 Jason Feddersen	216.67 Jared Samuelson
213.68 Jarod Zikmund	212.20 Carter Hollis	211.21 Chuck Brisbin	210.46 Cory Waddell
209.39 Dan Schmidt	207.22 Justin Swanek	207.07 Ryan Walton	204.91 Brad Olson
200.45 Anthony Eigenberg	198.81 Scott Bauer	197.75 Tom Richmond	197.10 Eric Zikmund
196.82 Michael Marcellus	196.48 Kurt Schmidt	196.27 Austin Longmore	193.22 Mike Brown

**Most Improved Average**

189 to 210.46 = +21.46 Cory Waddell	153 to 172.36 = +19.36 Cody Bristow
163 to 179.46 = +16.46 Johnny Nikkila	183 to 198.81 = +15.81 Scott Bauer
150 to 165.48 = +15.48 Jake Peden	144 to 159.10 = +15.10 Alex Peden
177 to 190.85 = +13.85 Brandon Conyers	149 to 162.39 = +13.39 Ron Studnicka
157 to 168.68 = +11.68 Javan Clement	131 to 142.17 = +11.17 Bob Hunt

**Most Un-Improved Averages**

179 to 165.64 = -13.36 Chris Lytle	229 to 218.70 = -10.30 Jason Feddersen
229 to 219.55 = -9.45 Jeremy Dalland	164 to 154.95 = -9.05 Trevor Roberts
208 to 200.45 = -7.55 Anthony Eigenberg	176 to 168.92 = -7.08 Cruz Evans
165 to 161.19 = -3.81 Craig Schutt	210 to 207.22 = -2.78 Justin Swanek
179 to 177.68 = -1.32 Doug Giles	143 to 142.23 = -0.77 Sean McBride

# Classic 2024-25

## Big Apple Fun Center

### Reprint of Scores -- Week 29

#### Lane 1 1 - Draw Team - Little Mexico Restaurant

Name	Old Avg	Old HDCP	-1-	-2-	-3-	Total	HDCP Total
			134	134	109	377	641
			<b>136</b>	122	105	363	582
			164	116	141	421	601
			<b>155</b>	<b>178</b>	182	515	<b>674</b>
			167	<b>175</b>	<b>157</b>	499	<b>664</b>
			====	====	====	====	====
Scratch Total			756	725	694	2175	2175
Handicap			329	329	329		987
Total			1085	1054	1023	2175	3162
Team Points Won			0.0	0.0	0.0	0.0	0.0
Match Points Won			2.0	2.0	1.0	7.0	7.0
Total Points Won			2.0	2.0	1.0	7.0	7.0

#### Lane 2 2 - Kennedy Arborcare Week 29 4/14/2025

Name	Old Avg	Old HDCP	-1-	-2-	-3-	Total	HDCP Total
Matthew J. Doerr	129	86	<b>158</b>	<b>148</b>	<b>143</b>	449	<b>707</b>
Andrew J. Kennedy	142	73	117	<b>129</b>	<b>163</b>	409	<b>628</b>
Brandon M. Conyers	190	25	<b>247</b>	<b>159</b>	<b>177</b>	583	<b>658</b>
Kevin L. Wise	187	28	139	189	<b>225</b>	553	637
Masato M. Sugita	188	27	<b>225</b>	202	155	582	663
			====	====	====	====	====
Scratch Total			<b>886</b>	<b>827</b>	<b>863</b>	<b>2576</b>	<b>2576</b>
Handicap			239	239	239		717
Total			<b>1125</b>	<b>1066</b>	<b>1102</b>	<b>2576</b>	<b>3293</b>
Team Points Won			5.0	5.0	5.0	20.0	20.0
Match Points Won			3.0	3.0	4.0	13.0	13.0
Total Points Won			8.0	8.0	9.0	33.0	33.0

#### Lane 3 7 - Peerless Machine Week 29 4/14/2025

Name	Old Avg	Old HDCP	-1-	-2-	-3-	Total	HDCP Total
Brooks D. Paul	122	93	139	<b>137</b>	136	412	691
John W. Paul	119	96	110	113	<b>126</b>	349	637
Alex J. Peden	157	58	<b>220</b>	<b>179</b>	172	571	<b>745</b>
Jake W. Peden	164	51	<b>212</b>	170	180	562	<b>715</b>
Cory D. Waddell	209	6	<b>233</b>	203	<b>246</b>	682	<b>700</b>
			====	====	====	====	====
Scratch Total			914	802	860	2576	2576
Handicap			304	304	304		912
Total			<b>1218</b>	<b>1106</b>	<b>1164</b>	2576	<b>3488</b>
Team Points Won			5.0	0.0	5.0	15.0	15.0
Match Points Won			3.0	2.0	2.0	10.0	10.0
Total Points Won			8.0	2.0	7.0	25.0	25.0

#### Lane 4 8 - West Week 29 4/14/2025

Name	Old Avg	Old HDCP	-1-	-2-	-3-	Total	HDCP Total
Bob Stevens	159	56	<b>234</b>	161	<b>175</b>	570	<b>738</b>
Johnny L. Nikkila	179	36	<b>189</b>	<b>182</b>	185	556	<b>664</b>
Ivan D. Stones	171	44	165	172	<b>191</b>	528	660
Gary D. Hatcher	177	38	186	<b>200</b>	<b>201</b>	587	701
Justin R. Swanek	207	8	188	<b>257</b>	172	617	641
			====	====	====	====	====
Scratch Total			<b>962</b>	<b>972</b>	<b>924</b>	<b>2858</b>	<b>2858</b>
Handicap			182	182	182		546
Total			<b>1144</b>	<b>1154</b>	<b>1106</b>	<b>2858</b>	<b>3404</b>
Team Points Won			0.0	5.0	0.0	5.0	5.0
Match Points Won			2.0	3.0	3.0	10.0	10.0
Total Points Won			2.0	8.0	3.0	15.0	15.0

#### Lane 5 13 - Auto Central Week 29 4/14/2025

Name	Old Avg	Old HDCP	-1-	-2-	-3-	Total	HDCP Total
Bob Cherry	117	98	139	<b>149</b>	115	403	697
Mark A. Woodside	148	67	152	153	<b>176</b>	481	<b>682</b>
Chris Lopez	bk160	55	165	<b>190</b>	<b>166</b>	521	<b>686</b>
Chris L. Stapleton	165	50	<b>188</b>	<b>194</b>	139	521	<b>671</b>
John L. Krotz	190	25	191	<b>206</b>	160	557	632
			====	====	====	====	====
Scratch Total			835	892	756	2483	2483
Handicap			295	295	295		885
Total			1130	<b>1187</b>	1051	2483	3368
Team Points Won			0.0	5.0	0.0	5.0	5.0
Match Points Won			1.0	4.0	2.0	10.0	10.0
Total Points Won			1.0	9.0	2.0	15.0	15.0

#### Lane 6 14 - Jack Lederman Co. Week 29 4/14/2025

Name	Old Avg	Old HDCP	-1-	-2-	-3-	Total	HDCP Total
Ron J. Studnicka	161	54	<b>201</b>	170	<b>177</b>	548	<b>710</b>
Trevor D. Hibberd	177	38	<b>200</b>	<b>197</b>	163	560	674
Leroy H. Hoss	145	70	<b>160</b>	137	138	435	645
David D. Hibberd	189	26	202	199	<b>181</b>	582	660
Jarod D. Zikmund	212	3	<b>235</b>	<b>225</b>	<b>246</b>	706	<b>715</b>
			====	====	====	====	====
Scratch Total			<b>998</b>	<b>928</b>	<b>905</b>	<b>2831</b>	<b>2831</b>
Handicap			191	191	191		573
Total			<b>1189</b>	<b>1119</b>	<b>1096</b>	<b>2831</b>	<b>3404</b>
Team Points Won			5.0	0.0	5.0	15.0	15.0
Match Points Won			4.0	1.0	3.0	10.0	10.0
Total Points Won			9.0	1.0	8.0	25.0	25.0

Lane 7 11 - Cornhusker Ag/Rising Ag Week 29 4/14/2025

Name	Old Avg	Old HDCP	-1-	-2-	-3-	Total	HDCP Total
Blake R. Bogus	141	74	<b>145</b>	<b>194</b>	<b>133</b>	472	<b>694</b>
Brent E. Hollis	154	61	155	156	183	494	677
Hewitt P. Moyser	176	39	193	<b>196</b>	<b>184</b>	573	690
Danny Jeffryes	173	42	189	145	<b>195</b>	529	655
Carter R. Hollis	212	3	214	203	200	617	626
			=====	=====	=====	=====	=====
Scratch Total			896	894	895	2685	2685
Handicap			219	219	219		657
Total			1115	<b>1113</b>	1114	2685	3342
Team Points Won			0.0	5.0	0.0	5.0	5.0
Match Points Won			1.0	2.0	3.0	7.0	7.0
Total Points Won			1.0	7.0	3.0	12.0	12.0

Lane 8 12 - Common Cents Bookkeeping Week 29 4/14/2025

Name	Old Avg	Old HDCP	-1-	-2-	-3-	Total	HDCP Total
Justin M. Hodges	173	42	155	160	152	467	593
Shawn E. Mizner	180	35	<b>193</b>	<b>223</b>	<b>237</b>	653	<b>758</b>
Tyler L. Mizner	186	29	<b>247</b>	186	174	607	<b>694</b>
Michael G. Marcellus	196	19	<b>221</b>	<b>191</b>	194	606	<b>663</b>
Austin M. Longmore	195	20	<b>198</b>	<b>204</b>	<b>228</b>	630	<b>690</b>
			=====	=====	=====	=====	=====
Scratch Total			<b>1014</b>	<b>964</b>	<b>985</b>	<b>2963</b>	<b>2963</b>
Handicap			145	145	145		435
Total			<b>1159</b>	1109	<b>1130</b>	<b>2963</b>	<b>3398</b>
Team Points Won			5.0	0.0	5.0	15.0	15.0
Match Points Won			4.0	3.0	2.0	13.0	13.0
Total Points Won			9.0	3.0	7.0	28.0	28.0

Lane 9 3 - Kirkland Siding Week 29 4/14/2025

Name	Old Avg	Old HDCP	-1-	-2-	-3-	Total	HDCP Total
Bill Kirkland	157	58	141	160	<b>158</b>	459	633
Larry L. Harrington	158	57	148	<b>151</b>	<b>164</b>	463	<b>634</b>
Bobby Turner Jr	172	43	<b>186</b>	<b>187</b>	147	520	<b>649</b>
Lane E. Riffey	178	37	134	176	179	489	600
Brad M. Olson	204	11	199	183	<b>243</b>	625	658
			=====	=====	=====	=====	=====
Scratch Total			<b>808</b>	<b>857</b>	<b>891</b>	<b>2556</b>	<b>2556</b>
Handicap			206	206	206		618
Total			1014	<b>1063</b>	<b>1097</b>	<b>2556</b>	<b>3174</b>
Team Points Won			0.0	5.0	5.0	15.0	15.0
Match Points Won			1.0	2.0	3.0	8.0	8.0
Total Points Won			1.0	7.0	8.0	23.0	23.0

Lane 10 4 - Little Mexico Restaurant Week 29 4/14/2025

Name	Old Avg	Old HDCP	-1-	-2-	-3-	Total	HDCP Total
Nolan P. Parr	127	88	<b>134</b>	<b>134</b>	109	377	<b>641</b>
Quentin S. Holliday	142	73	<b>136</b>	122	105	363	582
Trevor A. Roberts	155	60	164	116	<b>141</b>	421	601
Dave Jamrog	bk162	53	<b>155</b>	<b>178</b>	<b>182</b>	515	<b>674</b>
Craig A. Schutt	160	55	<b>167</b>	<b>175</b>	157	499	<b>664</b>
			=====	=====	=====	=====	=====
Scratch Total			756	725	694	2175	2175
Handicap			329	329	329		987
Total			<b>1085</b>	1054	1023	2175	3162
Team Points Won			5.0	0.0	0.0	5.0	5.0
Match Points Won			4.0	3.0	2.0	12.0	12.0
Total Points Won			9.0	3.0	2.0	17.0	17.0

Lane 11 5 - Super Cool Unnamed Team Week 29 4/14/2025

Name	Old Avg	Old HDCP	-1-	-2-	-3-	Total	HDCP Total
Tom Richmond	197	18	166	<b>245</b>	179	590	644
Tom McLeod	188	27	155	<b>232</b>	<b>213</b>	600	681
Scott A. Bauer	198	17	<b>201</b>	190	<b>199</b>	590	<b>641</b>
Jeremy D. Sklenar	bk216	0	188	<b>197</b>	188	573	573
Chuck M. Brisbin	211	4	215	<b>212</b>	205	632	644
			=====	=====	=====	=====	=====
Scratch Total			925	<b>1076</b>	984	<b>2985</b>	<b>2985</b>
Handicap			66	66	66		198
Total			991	<b>1142</b>	1050	<b>2985</b>	3183
Team Points Won			0.0	5.0	0.0	5.0	5.0
Match Points Won			1.0	4.0	2.0	8.0	8.0
Total Points Won			1.0	9.0	2.0	13.0	13.0

Lane 12 6 - Sorensen Group Week 29 4/14/2025

Name	Old Avg	Old HDCP	-1-	-2-	-3-	Total	HDCP Total
Doug Giles	177	38	<b>175</b>	191	<b>176</b>	542	<b>656</b>
Chris R. Lytle	165	50	<b>200</b>	169	168	537	<b>687</b>
Jeff A. Fruhling	190	25	172	<b>205</b>	162	539	614
Josh K. Krolikowski	191	24	<b>192</b>	157	<b>229</b>	578	<b>650</b>
Jeremy J. Dalland	218	0	<b>267</b>	<b>205</b>	<b>268</b>	740	<b>740</b>
			=====	=====	=====	=====	=====
Scratch Total			<b>1006</b>	927	<b>1003</b>	2936	2936
Handicap			137	137	137		411
Total			<b>1143</b>	1064	<b>1140</b>	2936	<b>3347</b>
Team Points Won			5.0	0.0	5.0	15.0	15.0
Match Points Won			4.0	1.0	3.0	12.0	12.0
Total Points Won			9.0	1.0	8.0	27.0	27.0

Classic 2024-25

Lane 13 9 - AB Service & Repair Week 29 4/14/2025

Name	Old Avg	Old HDCP	-1-	-2-	-3-	Total	HDCP Total
Ron A. Engel	bk163	52	148	177	176	501	657
Sean A. McBride	142	73	123	117	129	369	588
Cody D. Bristow	171	44	192	181	179	552	684
Greg A. Pettit	202	13	187	175	197	559	598
Mike Brown	193	22	214	181	182	577	643
			====	====	====	====	====
Scratch Total			864	831	863	2558	2558
Handicap			204	204	204		612
Total			1068	1035	1067	2558	3170
Team Points Won			0.0	0.0	0.0	0.0	0.0
Match Points Won			3.0	1.0	1.0	7.0	7.0
Total Points Won			3.0	1.0	1.0	7.0	7.0

Lane 14 10 - Wii Bowling World Champs Week 29 4/14/2025

Name	Old Avg	Old HDCP	-1-	-2-	-3-	Total	HDCP Total
Jason S. Feddersen	218	0	191	235	254	680	680
Anthony C. Eigenberg	199	16	226	227	200	653	701
Jacob D. Roth	100	115	99	100	110	309	654
Brandon J. Clement	144	71	162	169	165	496	709
Javan D. Clement	168	47	169	193	135	497	638
			====	====	====	====	====
Scratch Total			847	924	864	2635	2635
Handicap			249	249	249		747
Total			1096	1173	1113	2635	3382
Team Points Won			5.0	5.0	5.0	20.0	20.0
Match Points Won			2.0	4.0	4.0	13.0	13.0
Total Points Won			7.0	9.0	9.0	33.0	33.0



# Classic 2024-25

## Big Apple Fun Center

Note: This report includes information through April 14 which is Week 29 of 32

### Match Points Won (This Week) -- Week 29

#### Lane 1 1 - Draw Team - Little Mexico Restaurant

Name	Last Wk Won	Last Wk Lost	HDCP -1-	HDCP -2-	HDCP -3-	HDCP Total
			222	222	197	641
			<b>209</b>	195	178	582
			224	176	201	601
			<b>208</b>	<b>231</b>	235	<b>674</b>
			222	<b>230</b>	<b>212</b>	<b>664</b>
Scratch Total			756	725	694	2175
Handicap			329	329	329	987
Total			1085	1054	1023	3162
Team Points Won			0.0	0.0	0.0	0.0
Match Points Won			2.0	2.0	1.0	7.0
Total Points Won			2.0	2.0	1.0	7.0

#### Lane 2 2 - Kennedy Arborcare Week 29 4/14/2025

Name	Last Wk Won	Last Wk Lost	HDCP -1-	HDCP -2-	HDCP -3-	HDCP Total
Matthew J. Doerr	4.0		<b>244</b>	<b>234</b>	<b>229</b>	<b>707</b>
Andrew J. Kennedy	3.0	1.0	190	<b>202</b>	<b>236</b>	<b>628</b>
Brandon M. Conyers	4.0		<b>272</b>	<b>184</b>	<b>202</b>	<b>658</b>
Kevin L. Wise	1.0	3.0	167	217	<b>253</b>	637
Masato M. Sugita	1.0	3.0	<b>252</b>	229	182	663
Scratch Total			<b>886</b>	<b>827</b>	<b>863</b>	<b>2576</b>
Handicap			239	239	239	717
Total			<b>1125</b>	<b>1066</b>	<b>1102</b>	<b>3293</b>
Team Points Won			5.0	5.0	5.0	20.0
Match Points Won			3.0	3.0	4.0	13.0
Total Points Won			8.0	8.0	9.0	33.0

#### Lane 3 7 - Peerless Machine Week 29 4/14/2025

Name	Last Wk Won	Last Wk Lost	HDCP -1-	HDCP -2-	HDCP -3-	HDCP Total
Brooks D. Paul	1.0	3.0	232	<b>230</b>	229	691
John W. Paul	1.0	3.0	206	209	<b>222</b>	637
Alex J. Peden	3.0	1.0	<b>278</b>	<b>237</b>	230	<b>745</b>
Jake W. Peden	2.0	2.0	<b>263</b>	221	231	<b>715</b>
Cory D. Waddell	3.0	1.0	<b>239</b>	209	<b>252</b>	<b>700</b>
Scratch Total			914	802	860	2576
Handicap			304	304	304	912
Total			<b>1218</b>	<b>1106</b>	<b>1164</b>	<b>3488</b>
Team Points Won			5.0	0.0	5.0	15.0
Match Points Won			3.0	2.0	2.0	10.0
Total Points Won			8.0	2.0	7.0	25.0

#### Lane 4 8 - West Week 29 4/14/2025

Name	Last Wk Won	Last Wk Lost	HDCP -1-	HDCP -2-	HDCP -3-	HDCP Total
Bob Stevens	3.0	1.0	<b>290</b>	217	<b>231</b>	<b>738</b>
Johnny L. Nikkila	3.0	1.0	<b>225</b>	<b>218</b>	221	<b>664</b>
Ivan D. Stones	1.0	3.0	209	216	<b>235</b>	660
Gary D. Hatcher	2.0	2.0	224	<b>238</b>	<b>239</b>	701
Justin R. Swanek	1.0	3.0	196	<b>265</b>	180	641
Scratch Total			<b>962</b>	<b>972</b>	<b>924</b>	<b>2858</b>
Handicap			182	182	182	546
Total			<b>1144</b>	<b>1154</b>	<b>1106</b>	<b>3404</b>
Team Points Won			0.0	5.0	0.0	5.0
Match Points Won			2.0	3.0	3.0	10.0
Total Points Won			2.0	8.0	3.0	15.0

#### Lane 5 13 - Auto Central Week 29 4/14/2025

Name	Last Wk Won	Last Wk Lost	HDCP -1-	HDCP -2-	HDCP -3-	HDCP Total
Bob Cherry	1.0	3.0	237	<b>247</b>	213	697
Mark A. Woodside	2.0	2.0	219	220	<b>243</b>	<b>682</b>
Chris Lopez	3.0	1.0	220	<b>245</b>	<b>221</b>	<b>686</b>
Chris L. Stapleton	3.0	1.0	<b>238</b>	<b>244</b>	189	<b>671</b>
John L. Krotz	1.0	3.0	216	<b>231</b>	185	632
Scratch Total			835	892	756	2483
Handicap			295	295	295	885
Total			<b>1130</b>	<b>1187</b>	1051	<b>3368</b>
Team Points Won			0.0	5.0	0.0	5.0
Match Points Won			1.0	4.0	2.0	10.0
Total Points Won			1.0	9.0	2.0	15.0

#### Lane 6 14 - Jack Lederman Co. Week 29 4/14/2025

Name	Last Wk Won	Last Wk Lost	HDCP -1-	HDCP -2-	HDCP -3-	HDCP Total
Ron J. Studnicka	3.0	1.0	<b>255</b>	224	<b>231</b>	<b>710</b>
Trevor D. Hibberd	2.0	2.0	<b>238</b>	<b>235</b>	201	674
Leroy H. Hoss	1.0	3.0	<b>230</b>	207	208	645
David D. Hibberd	1.0	3.0	228	225	<b>207</b>	660
Jarod D. Zikmund	3.0	1.0	<b>238</b>	228	<b>249</b>	<b>715</b>
Scratch Total			<b>998</b>	<b>928</b>	<b>905</b>	<b>2831</b>
Handicap			191	191	191	573
Total			<b>1189</b>	<b>1119</b>	<b>1096</b>	<b>3404</b>
Team Points Won			5.0	0.0	5.0	15.0
Match Points Won			4.0	1.0	3.0	10.0
Total Points Won			9.0	1.0	8.0	25.0

Note: This report includes information through April 14 which is Week 29 of 32

Lane 7 11 - Cornhusker Ag/Rising Ag Week 29 4/14/2025

Table with columns: Name, Last Wk Won, Last Wk Lost, HDCP -1-, -2-, -3-, HDCP Total. Includes individual player stats and team totals for Lane 7 11.

Lane 8 12 - Common Cents Bookkeeping Week 29 4/14/2025

Table with columns: Name, Last Wk Won, Last Wk Lost, HDCP -1-, -2-, -3-, HDCP Total. Includes individual player stats and team totals for Lane 8 12.

Lane 9 3 - Kirkland Siding Week 29 4/14/2025

Table with columns: Name, Last Wk Won, Last Wk Lost, HDCP -1-, -2-, -3-, HDCP Total. Includes individual player stats and team totals for Lane 9 3.

Lane 10 4 - Little Mexico Restaurant Week 29 4/14/2025

Table with columns: Name, Last Wk Won, Last Wk Lost, HDCP -1-, -2-, -3-, HDCP Total. Includes individual player stats and team totals for Lane 10 4.

Lane 11 5 - Super Cool Unnamed Team Week 29 4/14/2025

Table with columns: Name, Last Wk Won, Last Wk Lost, HDCP -1-, -2-, -3-, HDCP Total. Includes individual player stats and team totals for Lane 11 5.

Lane 12 6 - Sorensen Group Week 29 4/14/2025

Table with columns: Name, Last Wk Won, Last Wk Lost, HDCP -1-, -2-, -3-, HDCP Total. Includes individual player stats and team totals for Lane 12 6.

Lane 13 9 - AB Service & Repair Week 29 4/14/2025

Table with columns: Name, Last Wk Won, Last Wk Lost, HDCP -1-, -2-, -3-, HDCP Total. Includes individual player stats and team totals for Lane 13 9.

Lane 14 10 - Wii Bowling World Champs Week 29 4/14/2025

Table with columns: Name, Last Wk Won, Last Wk Lost, HDCP -1-, -2-, -3-, HDCP Total. Includes individual player stats and team totals for Lane 14 10.



# Classic 2024-25

## Big Apple Fun Center

\* Bowlers listed must have a minimum of 1 games.

### Change in Average

Name	-----Old-----		Old Avg	---Average Change---				Weekly Over Avg Series Avg +/-	
	Pins	Games		-1-	-2-	-3-	Total		New - Old ---> +/-
Tim Adkins	1748	9	194				0	194.22 - 194.22 = 0.00	
Keith A. Albright	615	3	205				0	205.00 - 205.00 = 0.00	
Logan J. Albright	8872	48	184				0	184.83 - 184.83 = 0.00	
Scott A. Asay	5152	36	143				0	143.11 - 143.11 = 0.00	
Nathan Banks	7835	45	174				0	174.11 - 174.11 = 0.00	
Scott A. Bauer	14917	75	198	<b>201</b>	190	<b>199</b>	590	198.81 - 198.89 = -0.09	590 - 594=-4
Eric R. Bedke	618	3	206				0	206.00 - 206.00 = 0.00	
Blake R. Bogus	6813	48	141	<b>145</b>	<b>194</b>	<b>133</b>	472	142.84 - 141.94 = 0.91	472 - 423=49
Brandon Brinegar	1055	9	117				0	117.22 - 117.22 = 0.00	
Chuck M. Brisbin	16476	78	211	215	<b>212</b>	205	632	211.21 - 211.23 = -0.02	632 - 633=-1
Cody D. Bristow	13409	78	171	<b>192</b>	<b>181</b>	179	552	172.36 - 171.91 = 0.45	552 - 513=39
Mike Brown	14494	75	193	<b>214</b>	181	<b>182</b>	577	193.22 - 193.25 = -0.04	577 - 579=-2
Bob Cherry	9903	84	117	139	<b>149</b>	115	403	118.46 - 117.89 = 0.57	403 - 351=52
Brandon J. Clement	9567	66	144	<b>162</b>	<b>169</b>	<b>165</b>	496	145.84 - 144.95 = 0.89	496 - 432=64
Javan D. Clement	13166	78	168	169	<b>193</b>	135	497	168.68 - 168.79 = -0.12	497 - 504=-7
Brandon M. Conyers	14876	78	190	<b>247</b>	<b>159</b>	<b>177</b>	583	190.85 - 190.72 = 0.13	583 - 570=13
Jeremy J. Dalland	14409	66	218	<b>267</b>	205	<b>268</b>	740	219.55 - 218.32 = 1.23	740 - 654=86
Matthew J. Doerr	4287	33	129	<b>158</b>	<b>148</b>	<b>143</b>	449	131.56 - 129.91 = 1.65	449 - 387=62
Chris P. Drew	779	6	129				0	129.83 - 129.83 = 0.00	
Anthony C. Eigenberg	16786	84	199	<b>226</b>	<b>227</b>	<b>200</b>	653	200.45 - 199.83 = 0.61	653 - 597=56
Ron A. Engel	1475	9	bk163	<b>148</b>	177	176	501	164.67 - 163.89 = 0.78	501 - 489=12
Cruz A. Evans	8108	48	168				0	168.92 - 168.92 = 0.00	
Jason S. Feddersen	17035	78	218	191	<b>235</b>	<b>254</b>	680	218.70 - 218.40 = 0.31	680 - 654=26
Scott A. Feddersen	4828	30	160				0	160.93 - 160.93 = 0.00	
Jeff A. Fruhling	13704	72	190	172	<b>205</b>	162	539	189.91 - 190.33 = -0.43	539 - 570=-31
Larry K. Giddings	999	6	bk181				0	166.50 - 166.50 = 0.00	
Conan R. Gifford	8898	56	158				0	158.89 - 158.89 = 0.00	
Doug Giles	14383	81	177	<b>175</b>	191	<b>176</b>	542	177.68 - 177.57 = 0.11	542 - 531=11
Nate Grabenstein	332	3	110				0	110.67 - 110.67 = 0.00	
Micah J. Hadley	550	3	183				0	183.33 - 183.33 = 0.00	
Rich Hancock	969	6	bk162				0	161.50 - 161.50 = 0.00	
Larry L. Harrington	12333	78	158	148	<b>151</b>	<b>164</b>	463	157.98 - 158.12 = -0.14	463 - 474=-11
Gary D. Hatcher	12269	69	177	186	<b>200</b>	<b>201</b>	587	178.56 - 177.81 = 0.74	587 - 531=56
Carson M. Hemmer	824	6	137				0	137.33 - 137.33 = 0.00	
David D. Hibberd	13634	72	189	202	199	<b>181</b>	582	189.55 - 189.36 = 0.19	582 - 567=15
Trevor D. Hibberd	13865	78	177	<b>200</b>	<b>197</b>	163	560	178.09 - 177.76 = 0.33	560 - 531=29
Justin M. Hodges	14537	84	173	155	160	152	467	172.46 - 173.06 = -0.60	467 - 519=-52

Classic 2024-25

Name	-----Old-----		Old Avg					---Average Change---			Weekly Over Avg Series Avg +/-
	Pins	Games		-1-	-2-	-3-	Total	New	Old	----> +/-	
Quentin S. Holliday	11973	84	142	<b>136</b>	122	105	363	141.79	- 142.54	= -0.74	363 - 426=-63
Brent E. Hollis	3705	24	154	155	156	183	494	155.52	- 154.38	= 1.14	494 - 462=32
Carter R. Hollis	16571	78	212	214	203	200	617	212.20	- 212.45	= -0.25	617 - 636=-19
Leroy H. Hoss	9635	66	145	<b>160</b>	137	138	435	145.94	- 145.98	= -0.04	435 - 435=0
Doug Houtz	2517	15	167				0	167.80	- 167.80	= 0.00	
Ben L. Howard	1061	6	bk180				0	176.83	- 176.83	= 0.00	
Bob J. Hunt	6824	48	142				0	142.17	- 142.17	= 0.00	
Chris C. Hunt	3614	24	150				0	150.58	- 150.58	= 0.00	
Dave Jamrog	3412	21	bk162	<b>155</b>	<b>178</b>	<b>182</b>	515	163.63	- 162.48	= 1.15	515 - 486=29
Danny Jeffryes	10955	63	173	189	145	<b>195</b>	529	174.00	- 173.89	= 0.11	529 - 519=10
Jerred J. Johnson	1972	9	bk219				0	219.11	- 219.11	= 0.00	
Andrew J. Kennedy	9419	66	142	117	<b>129</b>	<b>163</b>	409	142.43	- 142.71	= -0.28	409 - 426=-17
Bill Kirkland	12265	78	157	141	160	<b>158</b>	459	157.09	- 157.24	= -0.16	459 - 471=-12
Josh K. Krolikowski	13757	72	191	<b>192</b>	157	<b>229</b>	578	191.13	- 191.07	= 0.06	578 - 573=5
John L. Krotz	4004	21	190	191	<b>206</b>	160	557	190.04	- 190.67	= -0.62	557 - 570=-13
Austin M. Longmore	14090	72	195	<b>198</b>	<b>204</b>	<b>228</b>	630	196.27	- 195.69	= 0.57	630 - 585=45
Chris Lopez	0	0	bk160	165	<b>190</b>	<b>166</b>	521	173.67	- 0.00	= 173.67	521 - 480=41
Chris R. Lytle	10395	63	165	<b>200</b>	169	168	537	165.64	- 165.00	= 0.64	537 - 495=42
Michael G. Marcellus	16124	82	196	<b>221</b>	<b>191</b>	194	606	196.82	- 196.63	= 0.19	606 - 588=18
Todd M. Mathews	1284	6	bk205				0	214.00	- 214.00	= 0.00	
Sean A. McBride	11578	81	142	123	117	129	369	142.23	- 142.94	= -0.71	369 - 426=-57
Mike McCollough	9192	57	161				0	161.26	- 161.26	= 0.00	
Tom McLeod	5095	27	188	155	<b>232</b>	<b>213</b>	600	189.83	- 188.70	= 1.13	600 - 564=36
Ethan M. Mizner	5513	36	153				0	153.14	- 153.14	= 0.00	
Shawn E. Mizner	12972	72	180	<b>193</b>	<b>223</b>	<b>237</b>	653	181.67	- 180.17	= 1.50	653 - 540=113
Tyler L. Mizner	11167	60	186	<b>247</b>	186	174	607	186.89	- 186.12	= 0.77	607 - 558=49
Kevin L. Moriarty	13471	75	179				0	179.61	- 179.61	= 0.00	
Matt W. Morrow	4641	27	171				0	171.89	- 171.89	= 0.00	
Hewitt P. Moyer	10078	57	176	193	<b>196</b>	<b>184</b>	573	177.52	- 176.81	= 0.71	573 - 528=45
Johnny L. Nikkila	13980	78	179	<b>189</b>	<b>182</b>	185	556	179.46	- 179.23	= 0.23	556 - 537=19
Brad M. Olson	8596	42	204	199	183	<b>243</b>	625	204.91	- 204.67	= 0.24	625 - 612=13
Nolan P. Parr	5757	45	127	<b>134</b>	<b>134</b>	109	377	127.79	- 127.93	= -0.14	377 - 381=-4
Brooks D. Paul	10310	84	122	139	<b>137</b>	136	412	123.24	- 122.74	= 0.50	412 - 366=46
John W. Paul	9706	81	119	110	113	<b>126</b>	349	119.70	- 119.83	= -0.12	349 - 357=-8
Alex J. Peden	13271	84	157	<b>220</b>	<b>179</b>	172	571	159.10	- 157.99	= 1.12	571 - 471=100
Jake W. Peden	12842	78	164	<b>212</b>	170	180	562	165.48	- 164.64	= 0.84	562 - 492=70
Greg A. Pettit	3638	18	202	a187	175	197	559	200.50	- 202.11	= -1.61	
Tom Richmond	16021	81	197	166	<b>245</b>	179	590	197.75	- 197.79	= -0.04	590 - 591=-1
Lane E. Riffey	14490	81	178	134	176	179	489	178.32	- 178.89	= -0.57	489 - 534=-45
Trevor A. Roberts	8721	56	155	164	116	<b>141</b>	421	154.95	- 155.73	= -0.78	421 - 465=-44
Jacob M. Rodriguez	924	9	102				0	102.67	- 102.67	= 0.00	

Classic 2024-25

Name	-----Old-----		Old					---Average Change---			Weekly Over Avg
	Pins	Games	Avg	-1-	-2-	-3-	Total	New	Old	----> +/-	Series Avg +/-
Jacob D. Roth	5136	51	100	99	100	<b>110</b>	309	100.83	- 100.71	= 0.13	309 - 300=9
Doug Samuelson	6216	45	138				0	138.13	- 138.13	= 0.00	
Jared J. Samuelson	16250	75	216				0	216.67	- 216.67	= 0.00	
Dan Schmidt	11935	57	209				0	209.39	- 209.39	= 0.00	
Kurt L. Schmidt	12968	66	196				0	196.48	- 196.48	= 0.00	
Jerry Schmitz	4407	24	183				0	183.63	- 183.63	= 0.00	
Craig A. Schutt	12557	78	160	<b>167</b>	<b>175</b>	157	499	161.19	- 160.99	= 0.20	499 - 480=19
Richard M. Serr	1013	6	bk161				0	168.83	- 168.83	= 0.00	
Jeremy D. Sklenar	1950	9	bk216	<b>188</b>	<b>197</b>	188	573	210.25	- 216.67	= -6.42	573 - 648=-75
Devon L. Smith	1111	6	bk184				0	185.17	- 185.17	= 0.00	
Keith J. Smith	1048	6	174				0	174.67	- 174.67	= 0.00	
Tom Soderholm	1147	6	bk188				0	191.17	- 191.17	= 0.00	
Chris L. Stapleton	13890	84	165	<b>188</b>	<b>194</b>	139	521	165.64	- 165.36	= 0.29	521 - 495=26
Bob Stevens	12942	81	159	<b>234</b>	161	<b>175</b>	570	160.86	- 159.78	= 1.08	570 - 477=93
Ivan D. Stones	13853	81	171	165	172	<b>191</b>	528	171.20	- 171.02	= 0.18	528 - 513=15
Jason D. Stubbs	10482	57	183				0	183.89	- 183.89	= 0.00	
Ron J. Studnicka	13093	81	161	<b>201</b>	170	<b>177</b>	548	162.39	- 161.64	= 0.75	548 - 483=65
Masato M. Sugita	15834	84	188	<b>225</b>	202	155	582	188.69	- 188.50	= 0.19	582 - 564=18
Justin R. Swanek	12438	60	207	188	<b>257</b>	172	617	207.22	- 207.30	= -0.08	617 - 621=-4
Gordon E. Thiessen	4746	21	226				0	226.00	- 226.00	= 0.00	
Bobby Turner Jr	12407	72	172	<b>186</b>	<b>187</b>	147	520	172.36	- 172.32	= 0.04	520 - 516=4
Bob Verbeck	400	3	133				0	133.33	- 133.33	= 0.00	
Bob G. Vogt	3171	18	176				0	176.17	- 176.17	= 0.00	
Cory D. Waddell	15734	75	209	<b>233</b>	203	<b>246</b>	682	210.46	- 209.79	= 0.67	682 - 627=55
Ryan E. Walton	14909	72	207				0	207.07	- 207.07	= 0.00	
Kevin L. Wise	15209	81	187	139	189	<b>225</b>	553	187.64	- 187.77	= -0.12	553 - 561=-8
Mark A. Woodside	8908	60	148	152	153	<b>176</b>	481	149.03	- 148.47	= 0.57	481 - 444=37
Dirk C. Yonkers	1156	6	bk175				0	192.67	- 192.67	= 0.00	
Mark A. Yonkers	1789	9	bk198				0	198.78	- 198.78	= 0.00	
Eric R. Zikmund	7687	39	197				0	197.10	- 197.10	= 0.00	
Jarod D. Zikmund	16602	78	212	<b>235</b>	225	<b>246</b>	706	213.68	- 212.85	= 0.83	706 - 636=70

# Classic 2024-25

## Big Apple Fun Center

\* Bowlers listed must have a minimum of 1 games.

### High Average Listing

	<u>Name</u>	<u>True Average</u>	<u>Pins</u>	<u>Gms</u>	<u>To Raise Avg +1</u>	<u>To Drop Avg -1</u>
1	Gordon E. Thiessen	226.00	4746	21	702	677
2	Jeremy J. Dalland	219.55	15149	69	691	618
3	Jerred J. Johnson	219.11	1972	9	668	655
4	Jason S. Feddersen	218.70	17715	81	681	596
5	Jared J. Samuelson	216.67	16250	75	676	597
6	Todd M. Mathews	214.00	1284	6	651	641
7	Jarod D. Zikmund	213.68	17308	81	668	583
8	Carter R. Hollis	212.20	17188	81	704	619
9	Chuck M. Brisbin	211.21	17108	81	700	615
10	Cory D. Waddell	210.46	16416	78	675	593
11	Jeremy D. Sklenar	210.25	2523	12	642	626
12	Dan Schmidt	209.39	11935	57	665	604
13	Justin R. Swanek	207.22	13055	63	673	606
14	Ryan E. Walton	207.07	14909	72	691	615
15	Eric R. Bedke	206.00	618	3	624	617
16	Keith A. Albright	205.00	615	3	621	614
17	Brad M. Olson	204.91	9221	45	619	570
18	Greg A. Pettit	200.50	4010	20	613	589
19	Anthony C. Eigenberg	200.45	17439	87	651	560
20	Scott A. Bauer	198.81	15507	78	612	530
21	Mark A. Yonkers	198.78	1789	9	599	586
22	Tom Richmond	197.75	16611	84	615	527
23	Eric R. Zikmund	197.10	7687	39	629	586
24	Michael G. Marcellus	196.82	16730	85	606	517
25	Kurt L. Schmidt	196.48	12968	66	625	555
26	Austin M. Longmore	196.27	14720	75	646	567
27	Tim Adkins	194.22	1748	9	592	579
28	Mike Brown	193.22	15071	78	643	561
29	Dirk C. Yonkers	192.67	1156	6	581	571
30	Tom Soderholm	191.17	1147	6	581	571
31	Josh K. Krolkowski	191.13	14335	75	641	562
32	Brandon M. Conyers	190.85	15459	81	585	500
33	John L. Krotz	190.04	4561	24	596	568
34	Jeff A. Fruhling	189.91	14243	75	577	498
35	Tom McLeod	189.83	5695	30	575	541
36	David D. Hibberd	189.55	14216	75	604	525
37	Masato M. Sugita	188.69	16416	87	594	503
38	Kevin L. Wise	187.64	15762	84	594	506
39	Tyler L. Mizner	186.89	11774	63	568	501
40	Devon L. Smith	185.17	1111	6	563	553
41	Logan J. Albright	184.83	8872	48	563	511
42	Jason D. Stubbs	183.89	10482	57	558	497
43	Jerry Schmitz	183.63	4407	24	561	533
44	Micah J. Hadley	183.33	550	3	554	547
45	Shawn E. Mizner	181.67	13625	75	571	492
46	Kevin L. Moriarty	179.61	13471	75	569	490
47	Johnny L. Nikkila	179.46	14536	81	584	499
48	Gary D. Hatcher	178.56	12856	72	569	493

	<u>Name</u>	<u>True Average</u>	<u>Pins</u>	<u>Gms</u>	<u>To Raise Avg +1</u>	<u>To Drop Avg -1</u>
49	Lane E. Riffey	178.32	14979	84	594	506
50	Trevor D. Hibberd	178.09	14425	81	611	526
51	Doug Giles	177.68	14925	84	561	473
52	Hewitt P. Moyer	177.52	10651	60	563	499
53	Ben L. Howard	176.83	1061	6	532	522
54	Bob G. Vogt	176.17	3171	18	546	524
55	Keith J. Smith	174.67	1048	6	527	517
56	Nathan Banks	174.11	7835	45	565	516
57	Danny Jeffryes	174.00	11484	66	591	521
58	Chris Lopez	173.67	521	3	523	516
59	Justin M. Hodges	172.46	15004	87	566	475
60	Bobby Turner Jr	172.36	12927	75	567	488
61	Cody D. Bristow	172.36	13961	81	571	486
62	Matt W. Morrow	171.89	4641	27	519	488
63	Ivan D. Stones	171.20	14381	84	583	495
64	Cruz A. Evans	168.92	8108	48	511	459
65	Richard M. Serr	168.83	1013	6	508	498
66	Javan D. Clement	168.68	13663	81	533	448
67	Doug Houtz	167.80	2517	15	507	488
68	Larry K. Giddings	166.50	999	6	504	494
69	Chris L. Stapleton	165.64	14411	87	529	438
70	Chris R. Lytle	165.64	10932	66	522	452
71	Jake W. Peden	165.48	13404	81	540	455
72	Ron A. Engel	164.67	1976	12	499	483
73	Dave Jamrog	163.63	3927	24	501	473
74	Ron J. Studnicka	162.39	13641	84	540	452
75	Rich Hancock	161.50	969	6	489	479
76	Mike McCollough	161.26	9192	57	528	467
77	Craig A. Schutt	161.19	13056	81	552	467
78	Scott A. Feddersen	160.93	4828	30	485	451
79	Bob Stevens	160.86	13512	84	495	407
80	Alex J. Peden	159.10	13842	87	558	467
81	Conan R. Gifford	158.89	8898	56	483	423
82	Larry L. Harrington	157.98	12796	81	476	391
83	Bill Kirkland	157.09	12724	81	548	463
84	Brent E. Hollis	155.52	4199	27	481	450
85	Trevor A. Roberts	154.95	9142	59	468	405
86	Ethan M. Mizner	153.14	5513	36	493	453
87	Chris C. Hunt	150.58	3614	24	463	435
88	Mark A. Woodside	149.03	9389	63	511	444
89	Leroy H. Hoss	145.94	10070	69	442	369
90	Brandon J. Clement	145.84	10063	69	449	376
91	Scott A. Asay	143.11	5152	36	464	424
92	Blake R. Bogus	142.84	7285	51	437	382
93	Andrew J. Kennedy	142.43	9828	69	468	395
94	Sean A. McBride	142.23	11947	84	494	406
95	Bob J. Hunt	142.17	6824	48	469	417
96	Quentin S. Holliday	141.79	12336	87	444	353
97	Doug Samuelson	138.13	6216	45	456	407
98	Carson M. Hemmer	137.33	824	6	418	408
99	Bob Verbeck	133.33	400	3	404	397
100	Matthew J. Doerr	131.56	4736	36	412	372



Classic 2024-25

	<u>Name</u>	<u>True Average</u>	<u>Pins</u>	<u>Gms</u>	<u>To Raise Avg +1</u>	<u>To Drop Avg -1</u>
101	Chris P. Drew	129.83	779	6	391	381
102	Nolan P. Parr	127.79	6134	48	394	342
103	Brooks D. Paul	123.24	10722	87	438	347
104	John W. Paul	119.70	10055	84	385	297
105	Bob Cherry	118.46	10306	87	404	313
106	Brandon Brinegar	117.22	1055	9	361	348
107	Nate Grabenstein	110.67	332	3	334	327
108	Jacob M. Rodriguez	102.67	924	9	312	299
109	Jacob D. Roth	100.83	5445	54	312	254

# Classic 2024-25

## Big Apple Fun Center

\* Bowlers listed must have a minimum of 22 games.

Note: This report includes information through April 14 which is Week 29 of 32

### Most Improved Averages

Name	True		Most Improved		Name	True		Most Improved	
	Average	Gms	Avg	+/-		Average	Gms	Avg	+/-
Cory D. Waddell	210.46	78	189	+21.46	Trevor D. Hibberd	178.09	81	175	+3.09
Cody D. Bristow	172.36	81	153	+19.36	Larry L. Harrington	157.98	81	155	+2.98
Johnny L. Nikkila	179.46	81	163	+16.46	Jacob D. Roth	100.83	54	98	+2.83
Scott A. Bauer	198.81	78	183	+15.81	Nolan P. Parr	127.79	48	125	+2.79
Jake W. Peden	165.48	81	150	+15.48	Justin M. Hodges	172.46	87	170	+2.46
Alex J. Peden	159.10	87	144	+15.10	Dan Schmidt	209.39	57	207	+2.39
Brandon M. Conyers	190.85	81	177	+13.85	Bobby Turner Jr	172.36	75	170	+2.36
Ron J. Studnicka	162.39	84	149	+13.39	Mark A. Woodside	149.03	63	147	+2.03
Javan D. Clement	168.68	81	157	+11.68	Danny Jeffryes	174.00	66	172	+2.00
Bob J. Hunt	142.17	48	131	+11.17	Jeff A. Fruhling	189.91	75	188	+1.91
Bob Cherry	118.46	87	108	+10.46	Quentin S. Holliday	141.79	87	140	+1.79
Chuck M. Brisbin	211.21	81	201	+10.21	Kevin L. Wise	187.64	84	186	+1.64
Carter R. Hollis	212.20	81	202	+10.20	Dave Jamrog	163.63	24	162	+1.63
Masato M. Sugita	188.69	87	179	+9.69	Brent E. Hollis	155.52	27	154	+1.52
Conan R. Gifford	158.89	56	150	+8.89	Josh K. Krolikowski	191.13	75	190	+1.13
Bob Stevens	160.86	84	152	+8.86	Ethan M. Mizner	153.14	36	152	+1.14
Blake R. Bogus	142.84	51	134	+8.84	Nathan Banks	174.11	45	173	+1.11
Tom Richmond	197.75	84	189	+8.75	Leroy H. Hoss	145.94	69	145	+0.94
Austin M. Longmore	196.27	75	188	+8.27	Logan J. Albright	184.83	48	184	+0.83
Brooks D. Paul	123.24	87	115	+8.24	Tom McLeod	189.83	30	189	+0.83
Ryan E. Walton	207.07	72	199	+8.07	Jarod D. Zikmund	213.68	81	213	+0.68
Andrew J. Kennedy	142.43	69	135	+7.43	Shawn E. Mizner	181.67	75	181	+0.67
Hewitt P. Moyer	177.52	60	171	+6.52	Bill Kirkland	157.09	81	157	+0.09
Lane E. Riffey	178.32	84	172	+6.32	John L. Krotz	190.04	24	190	+0.04
Scott A. Asay	143.11	36	137	+6.11	Scott A. Feddersen	160.93	30	161	-0.07
John W. Paul	119.70	84	114	+5.70	Matt W. Morrow	171.89	27	172	-0.11
Kevin L. Moriarty	179.61	75	174	+5.61	Jerry Schmitz	183.63	24	184	-0.38
Mike McCollough	161.26	57	156	+5.26	Chris C. Hunt	150.58	24	151	-0.42
Brandon J. Clement	145.84	69	141	+4.84	Matthew J. Doerr	131.56	36	132	-0.44
Michael G. Marcellus	196.82	85	192	+4.82	Kurt L. Schmidt	196.48	66	197	-0.52
Chris L. Stapleton	165.64	87	161	+4.64	Sean A. McBride	142.23	84	143	-0.77
Gary D. Hatcher	178.56	72	174	+4.56	Doug Giles	177.68	84	179	-1.32
David D. Hibberd	189.55	75	185	+4.55	Justin R. Swanek	207.22	63	210	-2.78
Mike Brown	193.22	78	189	+4.22	Craig A. Schutt	161.19	81	165	-3.81
Doug Samuelson	138.13	45	134	+4.13	Cruz A. Evans	168.92	48	176	-7.08
Brad M. Olson	204.91	45	201	+3.91	Anthony C. Eigenberg	200.45	87	208	-7.55
Jason D. Stubbs	183.89	57	180	+3.89	Trevor A. Roberts	154.95	59	164	-9.05
Tyler L. Mizner	186.89	63	183	+3.89	Jeremy J. Dalland	219.55	69	229	-9.45
Jared J. Samuelson	216.67	75	213	+3.67	Jason S. Feddersen	218.70	81	229	-10.30
Ivan D. Stones	171.20	84	168	+3.20	Chris R. Lytle	165.64	66	179	-13.36
Eric R. Zikmund	197.10	39	194	+3.10					

# Classic 2024-25

## Big Apple Fun Center

\* Bowlers listed must have a minimum of 1 games.

### Most Pins Over Average

Name	-----Old-----		Old					---Average Change---			Weekly Over Avg
	Pins	Games	Avg	-1-	-2-	-3-	Total	New	Old	---> +/-	Series Avg +/-
Shawn E. Mizner	12972	72	180	<b>193</b>	<b>223</b>	<b>237</b>	653	181.67	- 180.17	= 1.50	653 - 540=113
Alex J. Peden	13271	84	157	<b>220</b>	<b>179</b>	172	571	159.10	- 157.99	= 1.12	571 - 471=100
Bob Stevens	12942	81	159	<b>234</b>	161	<b>175</b>	570	160.86	- 159.78	= 1.08	570 - 477=93
Jeremy J. Dalland	14409	66	218	<b>267</b>	205	<b>268</b>	740	219.55	- 218.32	= 1.23	740 - 654=86
Jake W. Peden	12842	78	164	<b>212</b>	170	180	562	165.48	- 164.64	= 0.84	562 - 492=70
Jarod D. Zikmund	16602	78	212	<b>235</b>	225	<b>246</b>	706	213.68	- 212.85	= 0.83	706 - 636=70
Ron J. Studnicka	13093	81	161	<b>201</b>	170	<b>177</b>	548	162.39	- 161.64	= 0.75	548 - 483=65
Brandon J. Clement	9567	66	144	<b>162</b>	<b>169</b>	<b>165</b>	496	145.84	- 144.95	= 0.89	496 - 432=64
Matthew J. Doerr	4287	33	129	<b>158</b>	<b>148</b>	<b>143</b>	449	131.56	- 129.91	= 1.65	449 - 387=62
Gary D. Hatcher	12269	69	177	186	<b>200</b>	<b>201</b>	587	178.56	- 177.81	= 0.74	587 - 531=56
Anthony C. Eigenberg	16786	84	199	<b>226</b>	<b>227</b>	<b>200</b>	653	200.45	- 199.83	= 0.61	653 - 597=56
Cory D. Waddell	15734	75	209	<b>233</b>	203	<b>246</b>	682	210.46	- 209.79	= 0.67	682 - 627=55
Bob Cherry	9903	84	117	139	<b>149</b>	115	403	118.46	- 117.89	= 0.57	403 - 351=52
Tyler L. Mizner	11167	60	186	<b>247</b>	186	174	607	186.89	- 186.12	= 0.77	607 - 558=49
Blake R. Bogus	6813	48	141	<b>145</b>	<b>194</b>	<b>133</b>	472	142.84	- 141.94	= 0.91	472 - 423=49
Brooks D. Paul	10310	84	122	139	<b>137</b>	136	412	123.24	- 122.74	= 0.50	412 - 366=46
Austin M. Longmore	14090	72	195	<b>198</b>	<b>204</b>	<b>228</b>	630	196.27	- 195.69	= 0.57	630 - 585=45
Hewitt P. Moyer	10078	57	176	193	<b>196</b>	<b>184</b>	573	177.52	- 176.81	= 0.71	573 - 528=45
Chris R. Lytle	10395	63	165	<b>200</b>	169	168	537	165.64	- 165.00	= 0.64	537 - 495=42
Chris Lopez	0	0	bk160	165	<b>190</b>	<b>166</b>	521	173.67	- 0.00	= 173.67	521 - 480=41
Cody D. Bristow	13409	78	171	<b>192</b>	<b>181</b>	179	552	172.36	- 171.91	= 0.45	552 - 513=39
Mark A. Woodside	8908	60	148	152	153	<b>176</b>	481	149.03	- 148.47	= 0.57	481 - 444=37
Tom McLeod	5095	27	188	155	<b>232</b>	<b>213</b>	600	189.83	- 188.70	= 1.13	600 - 564=36
Brent E. Hollis	3705	24	154	155	156	183	494	155.52	- 154.38	= 1.14	494 - 462=32
Trevor D. Hibberd	13865	78	177	<b>200</b>	<b>197</b>	163	560	178.09	- 177.76	= 0.33	560 - 531=29
Dave Jamrog	3412	21	bk162	<b>155</b>	<b>178</b>	<b>182</b>	515	163.63	- 162.48	= 1.15	515 - 486=29
Chris L. Stapleton	13890	84	165	<b>188</b>	<b>194</b>	139	521	165.64	- 165.36	= 0.29	521 - 495=26
Jason S. Feddersen	17035	78	218	191	<b>235</b>	<b>254</b>	680	218.70	- 218.40	= 0.31	680 - 654=26
Johnny L. Nikkila	13980	78	179	<b>189</b>	<b>182</b>	185	556	179.46	- 179.23	= 0.23	556 - 537=19
Craig A. Schutt	12557	78	160	<b>167</b>	<b>175</b>	157	499	161.19	- 160.99	= 0.20	499 - 480=19
Michael G. Marcellus	16124	82	196	<b>221</b>	<b>191</b>	194	606	196.82	- 196.63	= 0.19	606 - 588=18
Masato M. Sugita	15834	84	188	<b>225</b>	202	155	582	188.69	- 188.50	= 0.19	582 - 564=18
Ivan D. Stones	13853	81	171	165	172	<b>191</b>	528	171.20	- 171.02	= 0.18	528 - 513=15
David D. Hibberd	13634	72	189	202	199	<b>181</b>	582	189.55	- 189.36	= 0.19	582 - 567=15
Brandon M. Conyers	14876	78	190	<b>247</b>	<b>159</b>	<b>177</b>	583	190.85	- 190.72	= 0.13	583 - 570=13
Brad M. Olson	8596	42	204	199	183	<b>243</b>	625	204.91	- 204.67	= 0.24	625 - 612=13
Ron A. Engel	1475	9	bk163	<b>148</b>	177	176	501	164.67	- 163.89	= 0.78	501 - 489=12

Classic 2024-25

Name	-----Old-----		Old					---Average Change---			Weekly Over Avg
	Pins	Games	Avg	-1-	-2-	-3-	Total	New - Old	---> +/-	Series Avg +/-	
Doug Giles	14383	81	177	<b>175</b>	191	<b>176</b>	542	177.68 - 177.57	= 0.11	542 - 531=11	
Danny Jeffryes	10955	63	173	189	145	<b>195</b>	529	174.00 - 173.89	= 0.11	529 - 519=10	
Jacob D. Roth	5136	51	100	99	100	<b>110</b>	309	100.83 - 100.71	= 0.13	309 - 300=9	
Josh K. Krolkowski	13757	72	191	<b>192</b>	157	<b>229</b>	578	191.13 - 191.07	= 0.06	578 - 573=5	
Bobby Turner Jr	12407	72	172	<b>186</b>	<b>187</b>	147	520	172.36 - 172.32	= 0.04	520 - 516=4	
Leroy H. Hoss	9635	66	145	<b>160</b>	137	138	435	145.94 - 145.98	= -0.04	435 - 435=0	
Tom Richmond	16021	81	197	166	<b>245</b>	179	590	197.75 - 197.79	= -0.04	590 - 591=-1	
Chuck M. Brisbin	16476	78	211	215	<b>212</b>	205	632	211.21 - 211.23	= -0.02	632 - 633=-1	
Mike Brown	14494	75	193	<b>214</b>	181	<b>182</b>	577	193.22 - 193.25	= -0.04	577 - 579=-2	
Scott A. Bauer	14917	75	198	<b>201</b>	190	<b>199</b>	590	198.81 - 198.89	= -0.09	590 - 594=-4	
Justin R. Swanek	12438	60	207	188	<b>257</b>	172	617	207.22 - 207.30	= -0.08	617 - 621=-4	
Nolan P. Parr	5757	45	127	<b>134</b>	<b>134</b>	109	377	127.79 - 127.93	= -0.14	377 - 381=-4	
Javan D. Clement	13166	78	168	169	<b>193</b>	135	497	168.68 - 168.79	= -0.12	497 - 504=-7	
Kevin L. Wise	15209	81	187	139	189	<b>225</b>	553	187.64 - 187.77	= -0.12	553 - 561=-8	
John W. Paul	9706	81	119	110	113	<b>126</b>	349	119.70 - 119.83	= -0.12	349 - 357=-8	
Larry L. Harrington	12333	78	158	148	<b>151</b>	<b>164</b>	463	157.98 - 158.12	= -0.14	463 - 474=-11	
Bill Kirkland	12265	78	157	141	160	<b>158</b>	459	157.09 - 157.24	= -0.16	459 - 471=-12	
John L. Krotz	4004	21	190	191	<b>206</b>	160	557	190.04 - 190.67	= -0.62	557 - 570=-13	
Andrew J. Kennedy	9419	66	142	117	<b>129</b>	<b>163</b>	409	142.43 - 142.71	= -0.28	409 - 426=-17	
Carter R. Hollis	16571	78	212	214	203	200	617	212.20 - 212.45	= -0.25	617 - 636=-19	
Jeff A. Fruhling	13704	72	190	172	<b>205</b>	162	539	189.91 - 190.33	= -0.43	539 - 570=-31	
Trevor A. Roberts	8721	56	155	164	116	<b>141</b>	421	154.95 - 155.73	= -0.78	421 - 465=-44	
Lane E. Riffey	14490	81	178	134	176	179	489	178.32 - 178.89	= -0.57	489 - 534=-45	
Justin M. Hodges	14537	84	173	155	160	152	467	172.46 - 173.06	= -0.60	467 - 519=-52	
Sean A. McBride	11578	81	142	123	117	129	369	142.23 - 142.94	= -0.71	369 - 426=-57	
Quentin S. Holliday	11973	84	142	<b>136</b>	122	105	363	141.79 - 142.54	= -0.74	363 - 426=-63	
Jeremy D. Sklenar	1950	9	bk216	188	<b>197</b>	188	573	210.25 - 216.67	= -6.42	573 - 648=-75	

# Classic 2024-25

## Big Apple Fun Center

This report is for scores bowled April 14 which is Week 29 of 32

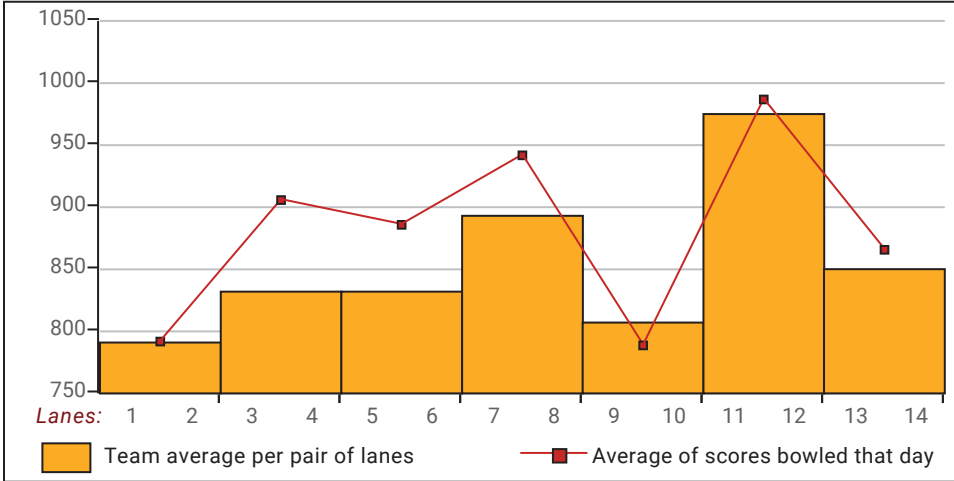
### This Week's Statistics: Lefties vs Righties

Unless designated left handed, bowlers are considered right handed.

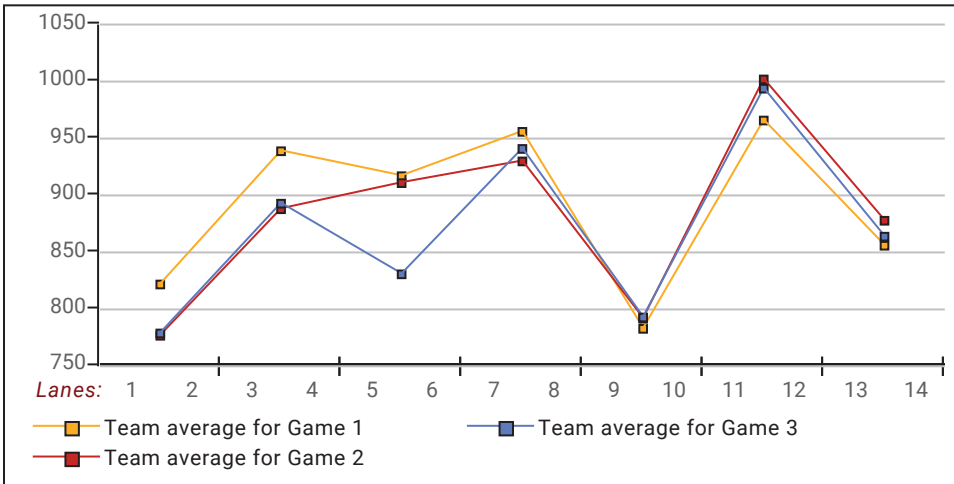
	Over All	Right	Left
How many people bowled	65	62	3
Number of games bowled	194	185	9
Actual average of week's scores	178.51	178.63	176.00
How many games above average	122	116	6
How many games below average	70	67	3
Pins above/below average per game	6.10	6.14	5.33
How many people raised average	42	40	2
by this amount	0.91	0.93	0.62
How many people went down	23	22	1
by this amount	-0.61	-0.61	-0.78
League average before bowling	173.14	173.23	171.33
League average after bowling	173.51	173.61	171.48
Change in league average	0.37	0.38	0.15
800s	--	--	--
775s	--	--	--
750s	--	--	--
725s	1	1	--
700s	1	1	--
675s	2	1	1
650s	2	2	--
625s	3	3	--
600s	5	5	--
575s	8	8	--
550s	11	11	--
525s	6	6	--
500s	5	5	--
475s	6	5	1
450s	4	4	--
425s	2	2	--
400s	4	3	1
below 400	5	5	--
300s	--	--	--
275s	--	--	--
250s	4	4	--
225s	19	17	2
200s	26	25	1
175s	62	61	1
150s	43	40	3
125s	27	26	1
100s	12	11	1
below 100	1	1	--

This report is for scores bowled April 14 which is Week 29 of 32

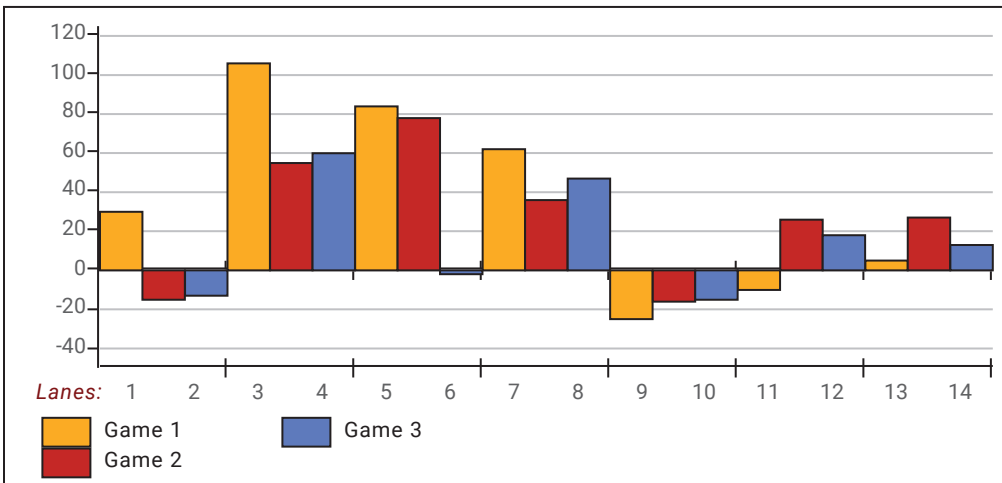
**Team Average vs Avg of Scores**



**Average of Scores for Each Game**

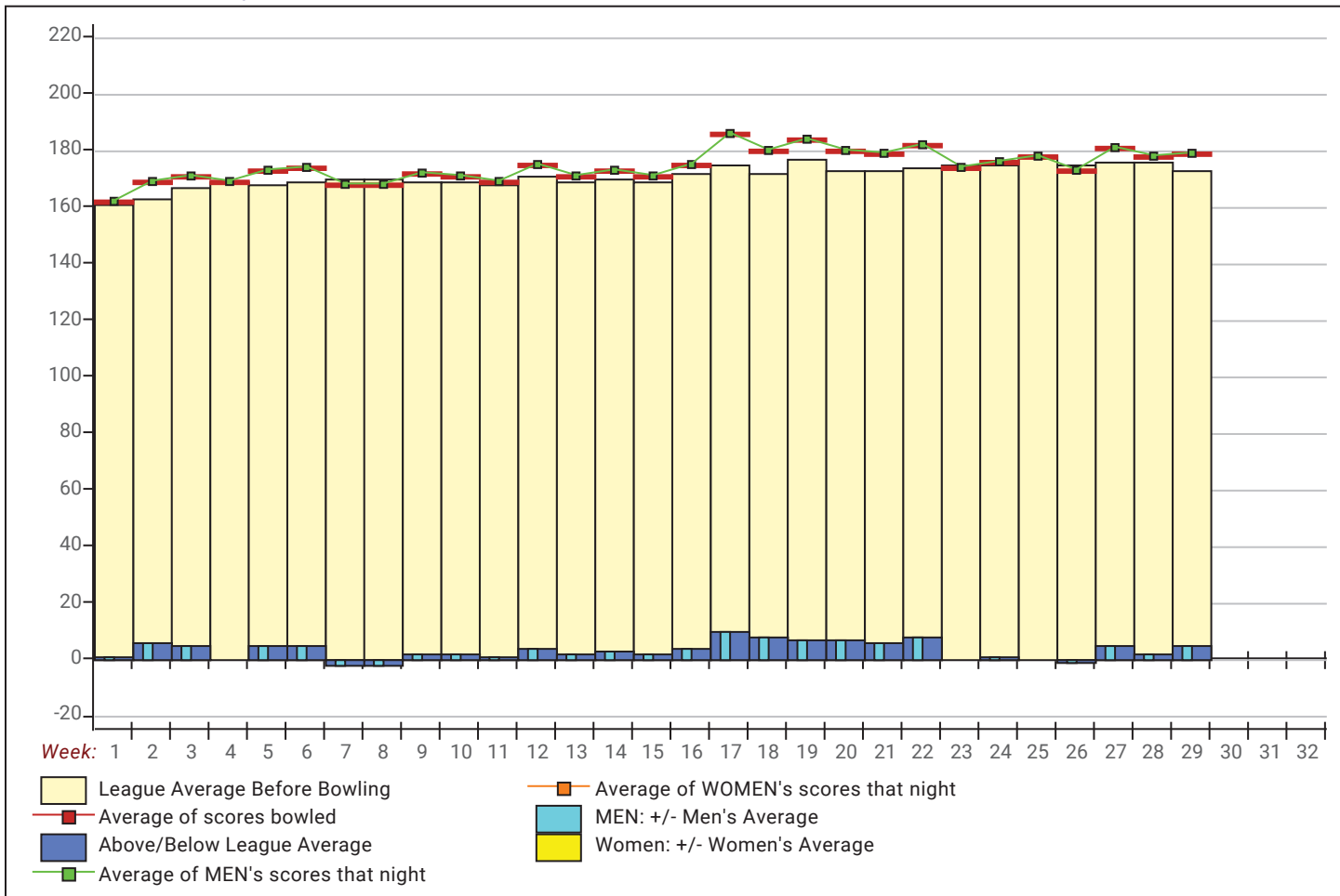


**Amount Over/Under Team Average**



This report is for scores bowled April 14 which is Week 29 of 32

**League Average Week-by-Week**



**League Average Statistics for Last Week**

	League	Right Hand	Left Hand
League Average Before Bowling	173.14	173.23	171.33
Average of scores bowled that night	178.51	178.63	176.00
New League Average After Bowling	173.51	173.61	171.48
Change in League Average	.37	.38	.15
People Who Bowled Over Average	42	40	2
People Who Bowled Under Average	23	22	1
Average Amount of Series Over Avg	40.33	40.05	46.00
Average Amount of Series Under Avg	-14.04	-12.68	-44.00
Difference Avg, NiteAvg	6.10	6.14	5.33
Number of Bowlers	65	62	3
Number of Games Bowled	194	185	9
People Who Raised Their Average	42	40	2
Raised By an Average of This Amount	.91	.93	.62
People Who Lowered Their Average	23	22	1
Lowered By an Average of This Amou	-.61	-.61	-.78
Number of Games Bowled Over Avera	122	116	6
Number of Games Bowled Under Avera	70	67	3

*Note: Averages are based only on people who bowled.*

# Press Release -- 4/15/2025

4/14/2025 Week 29 of 32

## Classic 2024-25

Monday 6:30 pm

Big Apple Fun Center

Lanes 1 - 14

### Team Standings

Place	Team Name	Avg p/gm	Points Won	Points Lost	Year-To-Date WON	Y-T-D LOST
1	Peerless Machine	764	253 ½	106 ½	718 ½	441 ½
2	Super Cool Unnamed Team	999	232	128	649	511
3	West	905	203 ½	156 ½	594	566
4	Auto Central	765	200	160	563 ½	596 ½
5	Kirkland Siding	845	198	162	647 ½	512 ½
6	Sorensen Group	942	191	169	543	617
7	Kennedy Arborcare	856	171 ½	188 ½	579 ½	580 ½
8	Common Cents Bookkeeping	911	171	189	520 ½	639 ½
9	Cornhusker Ag/Rising Ag	899	167 ½	192 ½	550 ½	609 ½
10	AB Service & Repair	905	156	204	560	600
11	Little Mexico Restaurant	768	154 ½	205 ½	503	657
12	Jack Lederman Co.	900	151 ½	208 ½	514	646
13	Wii Bowling World Champs	860	138 ½	221 ½	599	561
14	Draw Team	864	131 ½	228 ½	578	582

\*\*\* Although not shown, standings are determined by points only for the current split

### Last Week's Top Scores

Scratch Game		Scratch Series		Handicap Game		Handicap Series	
268	Jeremy Dalland	740	Jeremy Dalland	290	Bob Stevens	758	Shawn Mizner
257	Justin Swaneck	706	Jarod Zikmund	278	Alex Peden	745	Alex Peden
254	Jason Feddersen	682	Cory Waddell	276	Tyler Mizner	740	Jeremy Dalland
247	Tyler Mizner	680	Jason Feddersen	272	Shawn Mizner	738	Bob Stevens
247	Brandon Conyers	653	Shawn Mizner	272	Brandon Conyers	715	Jake Peden
246	Jarod Zikmund	653	Anthony Eigenberg	268	Jeremy Dalland	715	Jarod Zikmund
246	Cory Waddell	632	Chuck Brisbin	268	Blake Bogus	710	Ron Studnicka
245	Tom Richmond	630	Austin Longmore	265	Justin Swaneck	709	Brandon Clement
243	Brad Olson	625	Brad Olson	263	Jake Peden	707	Matthew Doerr
237	Shawn Mizner	617	Justin Swaneck	263	Tom Richmond	701	Gary Hatcher
		617	Carter Hollis			701	Anthony Eigenberg

### Local and Bowling Center Awards

Name	USBC ID Number	Award Average	Award Games	G1	G2	G3	Series	Award Score	Award Received
Bob Cherry	1494-11 USBC	117	84	139	149	115	403	403	400 Series (Local Assoc. Awards)
Brandon M. Conyers	11-187244 USBC	190	78	247	159	177	583	247	225 Game (Local Assoc. Awards)
Jeremy J. Dalland	1231-603 USBC	218	66	267	205	268	740	740	700 Series (Local Assoc. Awards)
Chris R. Lytle	1494-2493 USBC	165	63	200	169	168	537	200	200 Game (Local Assoc. Awards)
Tom McLeod	1494-2556 USBC	188	27	155	232	213	600	232	225 Game (Local Assoc. Awards)
Shawn E. Mizner	1494-1721 USBC	180	72	193	223	237	653	237	225 Game (Local Assoc. Awards)
Tyler L. Mizner	11-588272 USBC	186	60	247	186	174	607	247	225 Game (Local Assoc. Awards)
Alex J. Peden	9726-4346 USBC	157	84	220	179	172	571	220	200 Game (Local Assoc. Awards)
	9726-4346 USBC	157		220	179	172	571	220	Clean Game (199 Average or Les (Local Ass
Jake W. Peden	8237-527 USBC	164	78	212	170	180	562	212	200 Game (Local Assoc. Awards)
	8237-527 USBC	164		212	170	180	562	212	Clean Game (199 Average or Les (Local Ass
Bob Stevens	1494-303 USBC	159	81	234	161	175	570	234	75 Pins Over Average (Local Assoc. Awards)
	1494-303 USBC	159	81	234	161	175	570	234	225 Game (Local Assoc. Awards)
Ron J. Studnicka	1494-3219 USBC	161	81	201	170	177	548	201	200 Game (Local Assoc. Awards)
Masato M. Sugita	9726-4328 USBC	188	84	225	202	155	582	225	225 Game (Local Assoc. Awards)
Justin R. Swaneck	1489-1082 USBC	207	60	188	257	172	617	257	250 Game (Local Assoc. Awards)
Kevin L. Wise	1499-7602 USBC	187	81	139	189	225	553	225	225 Game (Local Assoc. Awards)



# Press Release -- 4/15/2025

## Classic 2024-25

<u>Name</u>	<u>USBC ID Number</u>	<u>Award Average</u>	<u>Award Games</u>	<u>G1</u>	<u>G2</u>	<u>G3</u>	<u>Series</u>	<u>Award Score</u>	<u>Award Received</u>
Jarod D. Zikmund	6201-122 USBC	212	78	235	225	246	706	706	700 Series (Local Assoc. Awards)