

Classic 2024-25

Monday 6:30 pm

Big Apple Fun Center

Lanes 1 - 14

President: Doug Giles is on Lane 13 (308)627-5683
 Vice President: Austin Longmore is on Lane 14 (308)233-1251
 Secretary/Treasurer: Gary Hatcher is on Lane 2 (308)238-3914

Team Standings

Place	#	Team Name	Points Won	Points Lost	%Won	Pins + HDCP	Scratch Pins	Avg p/gm	High Game	High Sers	HDCP Game	HDCP Sers
1	7	Peerless Machine	199½	80½	71.3	90399	61335	757	920	2595	1230	3547
2	5	Super Cool Unnamed Team	192	88	68.6	89456	80858	998	1203	3311	1312	3638
3	8	West	164½	115½	58.8	88876	73270	904	1087	3035	1245	3491
4	13	Auto Central	150	130	53.6	88719	61740	762	923	2505	1241	3466
5	11	Cornhusker Ag/Rising Ag	144½	135½	51.6	89083	72643	896	1073	3013	1280	3634
6	9	AB Service & Repair	144	136	51.4	88747	73612	908	1036	3014	1256	3539
7	3	Kirkland Siding	141	139	50.4	89261	68198	841	1099	2898	1332	3597
8	12	Common Cents Bookkeeping	135	145	48.2	88048	73672	909	1075	3000	1238	3489
9	2	Kennedy Arborcare	132½	147½	47.3	88904	69380	856	1027	2851	1246	3553
10	6	Sorensen Group	132	148	47.1	87163	76216	940	1171	3256	1327	3657
11	4	Little Mexico Restaurant	124½	155½	44.5	87130	62317	769	918	2559	1191	3397
12	14	Jack Lederman Co.	98	182	35.0	88431	72816	898	1137	2999	1287	3449
13	10	Wii Bowling World Champs	94	186	33.6	88986	69684	860	1024	2929	1241	3528
14	1	Draw Team	108½	171½		87918	70413	869	1171	3189	1327	3657

Review of Last Week's Bowling.....

Lanes	Team Name	HDCP -1-	HDCP -2-	HDCP -3-	HDCP Total	Last Wk WON		Team Name	HDCP -1-	HDCP -2-	HDCP -3-	HDCP Total	Last Wk WON
1-2	Draw Team	966	1089	1044	3099	19	<--->	AB Service & Repair	1098	1064	972	3134	21
3-4	West	1113	1163	1084	3360	32½	<--->	Kennedy Arborcare	1027	1133	1063	3223	7½
5-6	Kirkland Siding	1127	1106	1139	3372	27	<--->	Wii Bowling World Ch	1163	1102	1029	3294	13
7-8	Jack Lederman Co.	1084	1202	1000	3286	21	<--->	Common Cents Bookk	1126	1064	1047	3237	19
9-10	Little Mexico Restaur	1061	1051	1020	3132	6	<--->	Auto Central	1120	1122	1058	3300	34
11-12	Cornhusker Ag/Rising	966	1089	1044	3099	11	<--->	Sorensen Group	1236	1066	1257	3559	29
13-14	Peerless Machine	1230	1189	1106	3525	26	<--->	Super Cool Unnamed	1055	1130	1230	3415	14

Lane Assignments

	1-2	3-4	5-6	7-8	9-10	11-12	13-14
Wk28 04/07	1- 8	5- 4	7- 11	9- 13	10- 14	3- 2	6- 12
Wk29 04/14	1- 2	7- 8	13- 14	11- 12	3- 4	5- 6	9- 10
Wk30 04/21	👉 Position Round						

Last Week's Top Scores

Team Scratch Game	Team Scratch Series	Team Handicap Game	Team Handicap Series
1156 Sorensen Group	3256 Sorensen Group	1257 Sorensen Group	3559 Sorensen Group
1153 Super Cool Unnamed Team	3184 Super Cool Unnamed Team	1230 Super Cool Unnamed Team	3525 Peerless Machine
1015 West	2916 West	1230 Peerless Machine	3415 Super Cool Unnam
1012 Jack Lederman Co.	2739 Kirkland Siding	1202 Jack Lederman Co.	3372 Kirkland Siding
950 Cornhusker Ag/Rising Ag	2716 Jack Lederman Co.	1163 West	3360 West
949 Common Cents Bookkeepi	2706 Common Cents Bookkeepi	1163 Wii Bowling World Champs	3300 Auto Central
928 Kirkland Siding	2682 Cornhusker Ag/Rising Ag	1139 Kirkland Siding	3294 Wii Bowling World
927 Kennedy Arborcare	2605 Kennedy Arborcare	1133 Kennedy Arborcare	3286 Jack Lederman Co.
920 Peerless Machine	2595 Peerless Machine	1126 Common Cents Bookkeepi	3237 Common Cents Bo
916 Wii Bowling World Champs	2555 AB Service & Repair	1122 Auto Central	3223 Kennedy Arborcare
905 AB Service & Repair	2553 Wii Bowling World Champs	1098 AB Service & Repair	3134 AB Service & Repai
805 Auto Central	2349 Auto Central	1089 Cornhusker Ag/Rising Ag	3132 Little Mexico Resta
782 Little Mexico Restaurant	2295 Little Mexico Restaurant	1061 Little Mexico Restaurant	3099 Cornhusker Ag/Risi

Last Week's Top Scores - Continued

Scratch Game		Scratch Series		Handicap Game		Handicap Series	
268	Johnny Nikkila	732	Cory Waddell	308	Johnny Nikkila	812	Johnny Nikkila
267	Jerred Johnson	727	Jerred Johnson	303	Doug Giles	772	Alex Peden
266	Jason Feddersen	692	Johnny Nikkila	277	Jerred Johnson	765	Jeff Fruhling
264	Doug Giles	681	Jeff Fruhling	274	Jeff Fruhling	764	Doug Giles
258	Jeremy Dalland	678	Brad Olson	269	Tom McLeod	759	Cory Waddell
258	Cory Waddell	675	Ryan Walton	267	Alex Peden	757	Jerred Johnson
248	Anthony Eigenberg	675	Jason Feddersen	267	Cory Waddell	721	Shawn Mizner
246	Jeff Fruhling	651	Chuck Brisbin	266	Jason Feddersen	720	Brad Olson
246	Carter Hollis	649	Anthony Eigenberg	265	Shawn Mizner	719	David Hibberd
245	Jarod Zikmund	648	Jarod Zikmund	263	Anthony Eigenberg	717	Brandon Clement
245	Brad Olson						

Season High Scores

Team Scratch Game		Team Scratch Series		Team Handicap Game		Team Handicap Series	
1203	Super Cool Unnamed Team	3311	Super Cool Unnamed Team	1332	Kirkland Siding	3657	Sorensen Group
1171	Sorensen Group	3256	Sorensen Group	1327	Sorensen Group	3638	Super Cool Unnam
1137	Jack Lederman Co.	3035	West	1312	Super Cool Unnamed Team	3634	Cornhusker Ag/Risi
1099	Kirkland Siding	3014	AB Service & Repair	1287	Jack Lederman Co.	3597	Kirkland Siding
1087	West	3013	Cornhusker Ag/Rising Ag	1280	Cornhusker Ag/Rising Ag	3553	Kennedy Arborcare
1075	Common Cents Bookkeepi	3000	Common Cents Bookkeepi	1256	AB Service & Repair	3547	Peerless Machine
1073	Cornhusker Ag/Rising Ag	2999	Jack Lederman Co.	1246	Kennedy Arborcare	3539	AB Service & Repai
1036	AB Service & Repair	2929	Wii Bowling World Champs	1245	West	3528	Wii Bowling World
1027	Kennedy Arborcare	2898	Kirkland Siding	1241	Wii Bowling World Champs	3491	West
1024	Wii Bowling World Champs	2851	Kennedy Arborcare	1241	Auto Central	3489	Common Cents Bo
923	Auto Central	2595	Peerless Machine	1238	Common Cents Bookkeepi	3466	Auto Central
920	Peerless Machine	2559	Little Mexico Restaurant	1230	Peerless Machine	3449	Jack Lederman Co.
918	Little Mexico Restaurant	2505	Auto Central	1191	Little Mexico Restaurant	3397	Little Mexico Resta
Scratch Game		Scratch Series		Handicap Game		Handicap Series	
300	Gordon Thiessen	778	Jared Samuelson	317	Trevor Hibberd	851	Hewitt Moyer
300	Jared Samuelson	760	Gordon Thiessen	311	Conan Gifford	823	Kevin Wise
299	Jarod Zikmund	755	Carter Hollis	310	Justin Hodges	816	Masato Sugita
290	Jason Feddersen	735	Austin Longmore	310	Hewitt Moyer	812	Johnny Nikkila
289	Jeremy Dalland	735	Josh Krolikowski	308	Johnny Nikkila	809	Bobby Turner Jr
286	Cory Waddell	732	Cory Waddell	308	Bobby Turner Jr	807	Josh Krolikowski
283	Josh Krolikowski	728	Jason Feddersen	307	Jake Peden	804	Austin Longmore
278	Anthony Eigenberg	727	Jerred Johnson	307	Masato Sugita	801	Tom McLeod
275	Chuck Brisbin	726	Jeremy Dalland	304	Josh Krolikowski	797	Carter Hollis
270	Masato Sugita	721	Jarod Zikmund	304	Jared Samuelson	795	Javan Clement
270	Trevor Hibberd						

Team Rosters

1 - Draw Team

Name	Avg	HDCP	Pins	Gms	Points Won	High Game	High Sers	HDCP Game	HDCP Sers	0's	200's	250's	0's	600's	700's
				48	38.5	202	507	279	738	47	1	--	16	--	--
				45	30.0	192	485	274	741	45	--	--	15	--	--
				24	16.0	226	511	300	733	23	1	--	8	--	--
				60	40.5	205	579	256	726	56	4	--	20	--	--
				54	35.0	266	719	310	851	43	10	1	17	--	1
				15	11.0	218	631	269	784	10	5	--	4	1	--
				75	44.5	269	755	280	797	26	39	10	4	19	2
				72	47.0	300	778	304	790	22	41	9	4	17	3

2 - Kennedy Arborcare

Name	Avg	HDCP	Pins	Gms	Points Won	High Game	High Sers	HDCP Game	HDCP Sers	0's	200's	250's	0's	600's	700's
Matthew J. Doerr	129	86	4287	33	16.5	168	436	245	694	33	--	--	11	--	--
Andrew J. Kennedy	143	72	9041	63	43.0	194	494	270	734	63	--	--	21	--	--
Mike McCollough	160	55	8670	54	36.5	202	530	257	706	53	1	--	18	--	--
Brandon M. Conyers	190	25	14315	75	61.5	247	687	281	769	43	32	--	18	7	--
Kevin L. Wise	187	28	14631	78	51.0	256	691	290	823	52	25	1	19	7	--
Masato M. Sugita	188	27	15278	81	56.0	270	705	307	816	56	23	2	22	4	1

Classic 2024-25

3 - Kirkland Siding

Name	Avg	HDCP	Pins	Gms	Points Won	High Game	High Sers	HDCP Game	HDCP Sers	0's	200's	250's	0's	600's	700's
Bill Kirkland	157	58	11788	75	45.0	224	548	281	722	71	4	--	25	--	--
Conan R. Gifford	158	57	8898	56	43.0	252	583	311	778	52	3	1	18	--	--
Larry L. Harrington	158	57	11866	75	49.0	200	545	264	743	74	1	--	25	--	--
Bobby Turner Jr	172	43	12407	72	56.0	257	665	308	809	63	7	2	21	3	--
Lane E. Riffey	177	38	13868	78	59.5	254	604	296	748	65	12	1	24	2	--
Brad M. Olson	203	12	7947	39	25.0	249	682	267	742	17	22	--	5	8	--

4 - Little Mexico Restaurant

Name	Avg	HDCP	Pins	Gms	Points Won	High Game	High Sers	HDCP Game	HDCP Sers	0's	200's	250's	0's	600's	700's
Nathan Banks	173	42	7269	42	26.5	220	560	264	692	35	7	--	14	--	--
Nolan P. Parr	127	88	5757	45	30.5	175	437	263	688	45	--	--	15	--	--
Dave Jamrog	164	51	2959	18	16.0	205	545	272	746	17	1	--	6	--	--
Quentin S. Holliday	142	73	11566	81	53.0	212	494	287	719	80	1	--	27	--	--
Trevor A. Roberts	155	60	8246	53	30.0	217	536	270	705	51	2	--	17	--	--
Scott A. Asay	143	72	5152	36	21.0	184	503	269	758	36	--	--	12	--	--
Craig A. Schutt	161	54	12130	75	41.0	221	539	274	689	71	4	--	25	--	--

5 - Super Cool Unnamed Team

Name	Avg	HDCP	Pins	Gms	Points Won	High Game	High Sers	HDCP Game	HDCP Sers	0's	200's	250's	0's	600's	700's
Tom Richmond	198	17	15485	78	50.5	269	705	293	783	46	26	6	14	11	1
Jason D. Stubbs	183	32	10482	57	43.5	257	660	293	768	42	14	1	15	4	--
Tom McLeod	188	27	5095	27	14.0	259	684	298	801	17	8	2	7	2	--
Jeremy D. Sklenar	bk189	26	1293	6	7.0	243	654	269	732	2	4	--	--	2	--
Scott A. Bauer	198	17	14917	75	60.0	255	691	277	771	37	35	3	12	13	--
Ryan E. Walton	206	9	14264	69	57.0	256	708	274	761	24	41	4	8	13	2
Todd M. Mathews	bk205	10	1284	6	6.0	254	715	264	745	2	3	1	1	--	1
Chuck M. Brisbin	210	5	15779	75	52.5	275	709	285	760	30	40	5	5	17	3

6 - Sorensen Group

Name	Avg	HDCP	Pins	Gms	Points Won	High Game	High Sers	HDCP Game	HDCP Sers	0's	200's	250's	0's	600's	700's
Doug Giles	177	38	13871	78	44.0	264	647	303	764	61	16	1	25	1	--
Chris R. Lytle	164	51	9898	60	33.5	216	610	264	730	54	6	--	19	1	--
Logan J. Albright	184	31	8872	48	31.5	236	614	274	736	35	13	--	13	3	--
Jeff A. Fruhling	189	26	13065	69	46.0	258	681	294	771	45	22	2	16	7	--
Josh K. Krolkowski	191	24	13237	69	43.0	283	735	304	807	44	20	5	17	4	2
Jerred J. Johnson	219	0	1972	9	7.0	267	727	277	757	2	6	1	--	2	1
Jeremy J. Dalland	217	0	13707	63	46.0	289	726	289	721	16	40	7	2	16	3

7 - Peerless Machine

Name	Avg	HDCP	Pins	Gms	Points Won	High Game	High Sers	HDCP Game	HDCP Sers	0's	200's	250's	0's	600's	700's
Jacob M. Rodriguez	102	113	924	9	5.0	146	334	256	664	9	--	--	3	--	--
Brooks D. Paul	122	93	9933	81	49.5	170	428	267	728	81	--	--	27	--	--
John W. Paul	120	95	9393	78	53.0	166	445	263	739	78	--	--	26	--	--
Nate Grabenstein	110	105	332	3		119	332	224	647	3	--	--	1	--	--
Alex J. Peden	156	59	12662	81	69.0	225	589	287	772	76	5	--	27	--	--
Jake W. Peden	164	51	12324	75	58.0	247	593	307	773	69	6	--	25	--	--
Cory D. Waddell	208	7	14988	72	64.5	286	732	301	769	28	38	6	9	11	4

8 - West

Name	Avg	HDCP	Pins	Gms	Points Won	High Game	High Sers	HDCP Game	HDCP Sers	0's	200's	250's	0's	600's	700's
Bob Stevens	159	56	12436	78	52.5	233	592	292	769	73	5	--	26	--	--
Jerry Schmitz	184	31	3878	21	15.0	210	616	248	724	13	8	--	6	1	--
Gary D. Hatcher	178	37	11769	66	36.0	226	623	267	746	51	15	--	20	2	--
Gordon E. Thiessen	226	0	4746	21	20.0	300	760	300	760	5	11	5	--	4	3
Johnny L. Nikkila	178	37	13352	75	59.5	268	692	308	812	60	14	1	22	3	--
Ivan D. Stones	170	45	13335	78	52.0	226	591	275	729	66	12	--	26	--	--
Justin R. Swanek	207	8	12438	60	36.0	268	692	274	719	26	32	2	5	15	--

9 - AB Service & Repair

Name	Avg	HDCP	Pins	Gms	Points	High	High	HDCP	HDCP	0's	200's	250's	0's	600's	700's
					Won	Game	Sers	Game	Sers						
Eric R. Bedke	206	9	618	3	4.0	227	618	236	645	1	2	--	--	1	--
Tom Soderholm	bk188	27	1147	6	4.0	211	584	238	665	4	2	--	2	--	--
Sean A. McBride	142	73	11093	78	53.5	184	511	260	736	78	--	--	26	--	--
Cody D. Bristow	172	43	12936	75	57.0	247	603	301	763	55	20	--	24	1	--
Mike Brown	193	22	13931	72	56.0	246	664	270	748	43	29	--	15	9	--
Kurt L. Schmidt	196	19	12968	66	45.0	247	651	272	745	35	31	--	13	9	--
Dan Schmidt	209	6	11935	57	38.5	268	715	276	739	17	36	4	4	14	1

10 - Wii Bowling World Champs

Name	Avg	HDCP	Pins	Gms	Points	High	High	HDCP	HDCP	0's	200's	250's	0's	600's	700's
					Won	Game	Sers	Game	Sers						
Scott A. Feddersen	161	54	4366	27	24.0	192	552	255	726	27	--	--	9	--	--
Jacob D. Roth	100	115	5136	51	36.0	184	398	299	743	51	--	--	17	--	--
Brandon J. Clement	145	70	9135	63	39.5	212	511	285	739	61	2	--	21	--	--
Javan D. Clement	168	47	12653	75	58.0	236	612	299	795	61	14	--	23	2	--
Matt W. Morrow	171	44	4641	27	16.0	202	553	244	671	25	2	--	9	--	--
Jason S. Feddersen	218	0	16392	75	49.0	290	728	302	764	21	41	13	5	12	8
Anthony C. Eigenberg	200	15	16270	81	53.5	278	714	293	750	35	44	2	16	10	1

11 - Cornhusker Ag/Rising Ag

Name	Avg	HDCP	Pins	Gms	Points	High	High	HDCP	HDCP	0's	200's	250's	0's	600's	700's
					Won	Game	Sers	Game	Sers						
Blake R. Bogus	141	74	6813	48	38.5	202	507	279	738	47	1	--	16	--	--
Doug Samuelson	138	77	6216	45	30.0	192	485	274	741	45	--	--	15	--	--
Brent E. Hollis	154	61	3705	24	16.0	226	511	300	733	23	1	--	8	--	--
Danny Jeffries	174	41	10454	60	40.5	205	579	256	726	56	4	--	20	--	--
Hewitt P. Moyer	176	39	9506	54	35.0	266	719	310	851	43	10	1	17	--	1
Bob G. Vogt	178	37	2676	15	11.0	218	631	269	784	10	5	--	4	1	--
Carter R. Hollis	210	5	15798	75	44.5	269	755	280	797	26	39	10	4	19	2
Jared J. Samuelson	217	0	15630	72	47.0	300	778	304	790	22	41	9	4	17	3

12 - Common Cents Bookkeeping

Name	Avg	HDCP	Pins	Gms	Points	High	High	HDCP	HDCP	0's	200's	250's	0's	600's	700's
					Won	Game	Sers	Game	Sers						
Ethan M. Mizner	153	62	5513	36	17.5	237	547	291	739	33	3	--	12	--	--
Justin M. Hodges	172	43	13983	81	56.0	256	619	310	770	68	12	1	24	3	--
Shawn E. Mizner	180	35	12428	69	41.0	243	613	282	724	51	18	--	21	2	--
Tyler L. Mizner	187	28	10679	57	45.0	235	633	267	723	39	18	--	17	2	--
Michael G. Marcellus	196	19	15558	79	54.0	257	667	277	742	43	34	2	12	14	--
Austin M. Longmore	196	19	13544	69	49.5	267	735	290	804	38	29	2	12	10	1

13 - Auto Central

Name	Avg	HDCP	Pins	Gms	Points	High	High	HDCP	HDCP	0's	200's	250's	0's	600's	700's
					Won	Game	Sers	Game	Sers						
Bob Cherry	117	98	9527	81	63.0	167	430	273	744	81	--	--	27	--	--
Mark A. Woodside	147	68	8379	57	38.0	206	498	277	714	56	1	--	19	--	--
Bob J. Hunt	142	73	6824	48	35.0	215	506	297	752	46	2	--	16	--	--
Chris C. Hunt	151	64	3183	21	8.0	212	528	251	663	19	2	--	7	--	--
Chris L. Stapleton	165	50	13398	81	46.0	224	599	278	764	73	8	--	27	--	--
Kevin L. Moriarty	179	36	13471	75	42.0	265	661	301	775	53	20	2	20	5	--
John L. Krotz	190	25	3430	18	12.0	236	600	275	708	12	6	--	5	1	--

14 - Jack Lederman Co.

Name	Avg	HDCP	Pins	Gms	Points	High	High	HDCP	HDCP	0's	200's	250's	0's	600's	700's
					Won	Game	Sers	Game	Sers						
Ron J. Studnicka	161	54	12563	78	52.0	227	544	283	724	71	7	--	26	--	--
Trevor D. Hibberd	177	38	13285	75	50.5	270	666	317	786	61	12	2	24	1	--
Leroy H. Hoss	146	69	9235	63	35.0	200	499	267	700	62	1	--	21	--	--
Eric R. Zikmund	197	18	7687	39	23.0	257	698	282	764	20	17	2	8	5	--
David D. Hibberd	189	26	13053	69	35.0	247	642	281	744	43	26	--	16	7	--
Jarod D. Zikmund	213	2	16013	75	48.5	299	721	303	739	24	41	10	3	20	2

Temporary Substitutes

Name	Avg	HDCP	Pins	Gms	Points Won	High Game	High Sers	HDCP Game	HDCP Sers	0's	200's	250's	0's	600's	700's
Tim Adkins	194	21	1748	9	7.0	214	602	262	746	6	3	--	2	1	--
Keith A. Albright	205	10	615	3	2.0	227	615	237	645	1	2	--	--	1	--
Brandon Brinegar	117	98	1055	9	1.5	145	383	232	644	9	--	--	3	--	--
Chris P. Drew	129	86	779	6	5.5	175	445	279	757	6	--	--	2	--	--
Ron A. Engel	bk166	49	1003	6	3.0	234	563	283	710	5	1	--	2	--	--
Cruz A. Evans	168	47	8108	48	27.0	244	588	294	737	40	8	--	16	--	--
Larry K. Giddings	bk181	34	999	6	1.0	201	544	235	646	5	1	--	2	--	--
Micah J. Hadley	183	32	550	3		213	550	245	646	2	1	--	1	--	--
Rich Hancock	bk162	53	969	6	6.0	182	502	235	661	6	--	--	2	--	--
Carson M. Hemmer	137	78	824	6	3.0	169	417	245	645	6	--	--	2	--	--
Doug Houtz	167	48	2517	15	11.0	201	561	247	699	14	1	--	5	--	--
Ben L. Howard	bk180	35	1061	6	1.0	210	590	245	695	5	1	--	2	--	--
Greg A. Pettit	201	14	3219	16	6.0	247	658	263	706	7	9	--	1	3	--
Richard M. Serr	bk161	54	1013	6	4.0	195	524	249	686	6	--	--	2	--	--
Devon L. Smith	bk184	31	1111	6	1.5	212	569	243	662	5	1	--	2	--	--
Keith J. Smith	165	50	496	3	3.0	177	496	227	646	3	--	--	1	--	--
Bob Verbeck	133	82	400	3	2.0	156	400	238	646	3	--	--	1	--	--
Dirk C. Yonkers	bk175	40	609	3	3.0	227	609	267	729	1	2	--	--	1	--
Mark A. Yonkers	198	17	1789	9	6.0	247	683	261	725	5	4	--	2	1	--

High Individual Match Points

69 Alex Peden	64.5 Cory Waddell	63 Bob Cherry	61.5 Brandon Conyers
60 Scott Bauer	59.5 Lane Riffey	59.5 Johnny Nikkila	58 Jake Peden
58 Javan Clement	57 Ryan Walton	57 Cody Bristow	56 Bobby Turner Jr
56 Mike Brown	56 Masato Sugita	56 Justin Hodges	54 Michael Marcellus

Individual High Averages

226.00 Gordon Thiessen	218.56 Jason Feddersen	217.57 Jeremy Dalland	217.08 Jared Samuelson
213.51 Jarod Zikmund	210.64 Carter Hollis	210.39 Chuck Brisbin	209.39 Dan Schmidt
208.17 Cory Waddell	207.30 Justin Swanek	206.72 Ryan Walton	203.77 Brad Olson
200.86 Anthony Eigenberg	198.89 Scott Bauer	198.53 Tom Richmond	197.10 Eric Zikmund
196.94 Michael Marcellus	196.48 Kurt Schmidt	196.29 Austin Longmore	193.49 Mike Brown

Most Improved Average

153 to 172.48 = +19.48	Cody Bristow	189 to 208.17 = +19.17	Cory Waddell
183 to 198.89 = +15.89	Scott Bauer	163 to 178.03 = +15.03	Johnny Nikkila
150 to 164.32 = +14.32	Jake Peden	177 to 190.87 = +13.87	Brandon Conyers
144 to 156.32 = +12.32	Alex Peden	149 to 161.06 = +12.06	Ron Studnicka
157 to 168.71 = +11.71	Javan Clement	131 to 142.17 = +11.17	Bob Hunt

Most Un-Improved Averages

179 to 164.97 = -14.03	Chris Lytle	229 to 217.57 = -11.43	Jeremy Dalland
229 to 218.56 = -10.44	Jason Feddersen	164 to 155.58 = -8.42	Trevor Roberts
208 to 200.86 = -7.14	Anthony Eigenberg	176 to 168.92 = -7.08	Cruz Evans
165 to 161.73 = -3.27	Craig Schutt	210 to 207.30 = -2.70	Justin Swanek
132 to 129.91 = -2.09	Matthew Doerr	179 to 177.83 = -1.17	Doug Giles

Classic 2024-25

Big Apple Fun Center

Reprint of Scores -- Week 27

Lane 1 1 - Draw Team-Cornhusker Ag/Rising Ag

Name	Old Avg	Old HDCP	-1-	-2-	-3-	Total	HDCP Total
			145	166	159	470	653
			146	167	135	448	562
			174	155	182	511	616
			145	219	246	610	625
			217	243	183	643	643
			====	====	====	====	====
Scratch Total			827	950	905	2682	2682
Handicap			139	139	139		417
Total			966	1089	1044	2682	3099
Team Points Won			0.0	5.0	5.0	10.0	10.0
Match Points Won			1.0	3.0	3.0	9.0	9.0
Total Points Won			1.0	8.0	8.0	19.0	19.0

Lane 2 9 - AB Service & Repair Week 27 3/31/2025

Name	Old Avg	Old HDCP	-1-	-2-	-3-	Total	HDCP Total
Ron A. Engel	bk166	49	153	152	135	440	587
Sean A. McBride	142	73	126	148	127	401	620
Cody D. Bristow	172	43	202	130	180	512	641
Mike Brown	192	23	200	238	192	630	699
Dan Schmidt	210	5	224	203	145	572	587
			====	====	====	====	====
Scratch Total			905	871	779	2555	2555
Handicap			193	193	193		579
Total			1098	1064	972	2555	3134
Team Points Won			5.0	0.0	0.0	10.0	10.0
Match Points Won			4.0	2.0	2.0	11.0	11.0
Total Points Won			9.0	2.0	2.0	21.0	21.0

Lane 3 8 - West Week 27 3/31/2025

Name	Old Avg	Old HDCP	-1-	-2-	-3-	Total	HDCP Total
Bob Stevens	159	56	190	140	163	493	661
Gordon E. Thiessen	226	0	a211	a211	a211	633	633
Johnny L. Nikkila	175	40	211	268	213	692	812
Ivan D. Stones	170	45	181	190	158	529	664
Justin R. Swanek	208	7	172	206	191	569	590
			====	====	====	====	====
Scratch Total			965	1015	936	2916	2916
Handicap			148	148	148		444
Total			1113	1163	1084	2916	3360
Team Points Won			5.0	5.0	5.0	20.0	20.0
Match Points Won			3.5	2.0	3.0	12.5	12.5
Total Points Won			8.5	7.0	8.0	32.5	32.5

Lane 4 2 - Kennedy Arborcare Week 27 3/31/2025

Name	Old Avg	Old HDCP	-1-	-2-	-3-	Total	HDCP Total
Andrew J. Kennedy	143	72	130	141	156	427	643
Mike McCollough	161	54	157	158	136	451	613
Brandon M. Conyers	190	25	142	227	226	595	670
Kevin L. Wise	187	28	185	184	191	560	644
Masato M. Sugita	188	27	207	217	148	572	653
			====	====	====	====	====
Scratch Total			821	927	857	2605	2605
Handicap			206	206	206		618
Total			1027	1133	1063	2605	3223
Team Points Won			0.0	0.0	0.0	0.0	0.0
Match Points Won			1.5	3.0	2.0	7.5	7.5
Total Points Won			1.5	3.0	2.0	7.5	7.5

Lane 5 3 - Kirkland Siding Week 27 3/31/2025

Name	Old Avg	Old HDCP	-1-	-2-	-3-	Total	HDCP Total
Bill Kirkland	156	59	135	190	193	518	695
Larry L. Harrington	158	57	160	149	157	466	637
Bobby Turner Jr	172	43	161	180	166	507	636
Lane E. Riffey	177	38	215	178	177	570	684
Brad M. Olson	201	14	245	198	235	678	720
			====	====	====	====	====
Scratch Total			916	895	928	2739	2739
Handicap			211	211	211		633
Total			1127	1106	1139	2739	3372
Team Points Won			0.0	5.0	5.0	15.0	15.0
Match Points Won			1.0	3.0	4.0	12.0	12.0
Total Points Won			1.0	8.0	9.0	27.0	27.0

Lane 6 10 - Wii Bowling World Champs Week 27 3/31/2025

Name	Old Avg	Old HDCP	-1-	-2-	-3-	Total	HDCP Total
Jacob D. Roth	101	114	89	70	93	252	594
Brandon J. Clement	143	72	173	171	157	501	717
Javan D. Clement	169	46	198	161	117	476	614
Jason S. Feddersen	218	0	208	266	201	675	675
Anthony C. Eigenberg	200	15	248	187	214	649	694
			====	====	====	====	====
Scratch Total			916	855	782	2553	2553
Handicap			247	247	247		741
Total			1163	1102	1029	2553	3294
Team Points Won			5.0	0.0	0.0	5.0	5.0
Match Points Won			4.0	2.0	1.0	8.0	8.0
Total Points Won			9.0	2.0	1.0	13.0	13.0

Lane 7 14 - Jack Lederman Co. Week 27 3/31/2025

Name	Old Avg	Old HDCP	-1-	-2-	-3-	Total	HDCP Total
Ron J. Studnicka	161	54	145	179	132	456	618
Trevor D. Hibberd	177	38	178	191	157	526	640
Leroy H. Hoss	146	69	149	162	137	448	655
David D. Hibberd	188	27	205	235	198	638	719
Jarod D. Zikmund	213	2	217	245	186	648	654
			=====	=====	=====	=====	=====
Scratch Total			894	1012	810	2716	2716
Handicap			190	190	190		570
Total			1084	1202	1000	2716	3286
Team Points Won			0.0	5.0	0.0	10.0	10.0
Match Points Won			2.0	4.0	2.0	11.0	11.0
Total Points Won			2.0	9.0	2.0	21.0	21.0

Lane 8 12 - Common Cents Bookkeeping Week 27 3/31/2025

Name	Old Avg	Old HDCP	-1-	-2-	-3-	Total	HDCP Total
Ethan M. Mizner	154	61	126	147	154	427	610
Justin M. Hodges	173	42	190	148	144	482	608
Shawn E. Mizner	179	36	229	204	180	613	721
Michael G. Marcellus	196	19	214	a181	a181	576	633
Austin M. Longmore	196	19	190	207	211	608	665
			=====	=====	=====	=====	=====
Scratch Total			949	887	870	2706	2706
Handicap			177	177	177		531
Total			1126	1064	1047	2706	3237
Team Points Won			5.0	0.0	5.0	10.0	10.0
Match Points Won			3.0	1.0	3.0	9.0	9.0
Total Points Won			8.0	1.0	8.0	19.0	19.0

Lane 9 4 - Little Mexico Restaurant Week 27 3/31/2025

Name	Old Avg	Old HDCP	-1-	-2-	-3-	Total	HDCP Total
Nathan Banks	172	43	181	214	156	551	680
Dave Jamrog	bk164	51	167	159	168	494	647
Quentin S. Holliday	143	72	103	138	139	380	596
Trevor A. Roberts	156	59	168	92	138	398	575
Craig A. Schutt	161	54	163	169	140	472	634
			=====	=====	=====	=====	=====
Scratch Total			782	772	741	2295	2295
Handicap			279	279	279		837
Total			1061	1051	1020	2295	3132
Team Points Won			0.0	0.0	0.0	0.0	0.0
Match Points Won			1.0	3.0	2.0	6.0	6.0
Total Points Won			1.0	3.0	2.0	6.0	6.0

Lane 10 13 - Auto Central Week 27 3/31/2025

Name	Old Avg	Old HDCP	-1-	-2-	-3-	Total	HDCP Total
Bob Cherry	117	98	128	151	114	393	687
Mark A. Woodside	146	69	139	190	145	474	681
Bob J. Hunt	142	73	a127	a127	a127	381	600
Chris L. Stapleton	165	50	193	155	153	501	651
John L. Krotz	188	27	216	182	202	600	681
			=====	=====	=====	=====	=====
Scratch Total			803	805	741	2349	2349
Handicap			317	317	317		951
Total			1120	1122	1058	2349	3300
Team Points Won			5.0	5.0	5.0	20.0	20.0
Match Points Won			4.0	2.0	3.0	14.0	14.0
Total Points Won			9.0	7.0	8.0	34.0	34.0

Lane 11 11 - Cornhusker Ag/Rising Ag Week 27 3/31/2025

Name	Old Avg	Old HDCP	-1-	-2-	-3-	Total	HDCP Total
Brent E. Hollis	154	61	145	166	159	470	653
Hewitt P. Moyer	177	38	146	167	135	448	562
Bob G. Vogt	180	35	174	155	182	511	616
Carter R. Hollis	210	5	145	219	246	610	625
Jared J. Samuelson	217	0	217	243	183	643	643
			=====	=====	=====	=====	=====
Scratch Total			827	950	905	2682	2682
Handicap			139	139	139		417
Total			966	1089	1044	2682	3099
Team Points Won			0.0	5.0	0.0	5.0	5.0
Match Points Won			2.0	2.0	1.0	6.0	6.0
Total Points Won			2.0	7.0	1.0	11.0	11.0

Lane 12 6 - Sorensen Group Week 27 3/31/2025

Name	Old Avg	Old HDCP	-1-	-2-	-3-	Total	HDCP Total
Doug Giles	176	39	264	158	225	647	764
Jeff A. Fruhling	187	28	246	197	238	681	765
Josh K. Krolikowski	191	24	180	173	221	574	646
Jerred J. Johnson	bk205	10	267	246	214	727	757
Jeremy J. Dalland	218	0	178	191	258	627	627
			=====	=====	=====	=====	=====
Scratch Total			1135	965	1156	3256	3256
Handicap			101	101	101		303
Total			1236	1066	1257	3256	3559
Team Points Won			5.0	0.0	5.0	15.0	15.0
Match Points Won			3.0	3.0	4.0	14.0	14.0
Total Points Won			8.0	3.0	9.0	29.0	29.0

Classic 2024-25

Lane 13 7 - Peerless Machine Week 27 3/31/2025

Name	Old Avg	Old HDCP	-1-	-2-	-3-	Total	HDCP Total
Brooks D. Paul	122	93	131	138	110	379	658
John W. Paul	119	96	166	121	125	412	700
Alex J. Peden	154	61	204	206	179	589	772
Jake W. Peden	164	51	161	178	144	483	636
Cory D. Waddell	206	9	258	236	238	732	759
			=====	=====	=====	=====	=====
Scratch Total			920	879	796	2595	2595
Handicap			310	310	310		930
Total			1230	1189	1106	2595	3525
Team Points Won			5.0	5.0	0.0	15.0	15.0
Match Points Won			4.0	3.0	1.0	11.0	11.0
Total Points Won			9.0	8.0	1.0	26.0	26.0

Lane 14 5 - Super Cool Unnamed Team Week 27 3/31/2025

Name	Old Avg	Old HDCP	-1-	-2-	-3-	Total	HDCP Total
Tom Richmond	197	18	190	215	236	641	695
Tom McLeod	188	27	129	205	242	576	657
Scott A. Bauer	198	17	189	218	234	641	692
Ryan E. Walton	205	10	232	199	244	675	705
Chuck M. Brisbin	210	5	238	216	197	651	666
			=====	=====	=====	=====	=====
Scratch Total			978	1053	1153	3184	3184
Handicap			77	77	77		231
Total			1055	1130	1230	3184	3415
Team Points Won			0.0	0.0	5.0	5.0	5.0
Match Points Won			1.0	2.0	4.0	9.0	9.0
Total Points Won			1.0	2.0	9.0	14.0	14.0

Classic 2024-25

Big Apple Fun Center

Note: This report includes information through March 31 which is Week 27 of 32

Match Points Won (This Week) -- Week 27

Lane 1 1 - Draw Team-Cornhusker Ag/Rising Ag

Name	Last Wk Won	Last Wk Lost	HDCP -1-	HDCP -2-	HDCP -3-	HDCP Total
			206	227	220	653
			184	205	173	562
			209	190	217	616
			150	224	251	625
			217	243	183	643
=====						
Scratch Total			827	950	905	2682
Handicap			139	139	139	417
Total			966	1089	1044	3099
Team Points Won			0.0	5.0	5.0	10.0
Match Points Won			1.0	3.0	3.0	9.0
Total Points Won			1.0	8.0	8.0	19.0

Lane 3 8 - West Week 27 3/31/2025

Name	Last Wk Won	Last Wk Lost	HDCP -1-	HDCP -2-	HDCP -3-	HDCP Total
Bob Stevens	2.0	2.0	246	196	219	661
Gordon E. Thiessen	2.5	1.5	a211	a211	a211	633
Johnny L. Nikkila	4.0		251	308	253	812
Ivan D. Stones	3.0	1.0	226	235	203	664
Justin R. Swanek	1.0	3.0	179	213	198	590
=====						
Scratch Total			965	1015	936	2916
Handicap			148	148	148	444
Total			1113	1163	1084	3360
Team Points Won			5.0	5.0	5.0	20.0
Match Points Won			3.5	2.0	3.0	12.5
Total Points Won			8.5	7.0	8.0	32.5

Lane 5 3 - Kirkland Siding Week 27 3/31/2025

Name	Last Wk Won	Last Wk Lost	HDCP -1-	HDCP -2-	HDCP -3-	HDCP Total
Bill Kirkland	3.0	1.0	194	249	252	695
Larry L. Harrington		4.0	217	206	214	637
Bobby Turner Jr	3.0	1.0	204	223	209	636
Lane E. Riffey	3.0	1.0	253	216	215	684
Brad M. Olson	3.0	1.0	259	212	249	720
=====						
Scratch Total			916	895	928	2739
Handicap			211	211	211	633
Total			1127	1106	1139	3372
Team Points Won			0.0	5.0	5.0	15.0
Match Points Won			1.0	3.0	4.0	12.0
Total Points Won			1.0	8.0	9.0	27.0

Lane 2 9 - AB Service & Repair Week 27 3/31/2025

Name	Last Wk Won	Last Wk Lost	HDCP -1-	HDCP -2-	HDCP -3-	HDCP Total
Ron A. Engel		4.0	202	201	184	587
Sean A. McBride	4.0		199	221	200	620
Cody D. Bristow	3.0	1.0	245	173	223	641
Mike Brown	3.0	1.0	223	261	215	699
Dan Schmidt	1.0	3.0	229	208	150	587
=====						
Scratch Total			905	871	779	2555
Handicap			193	193	193	579
Total			1098	1064	972	3134
Team Points Won			5.0	0.0	0.0	10.0
Match Points Won			4.0	2.0	2.0	11.0
Total Points Won			9.0	2.0	2.0	21.0

Lane 4 2 - Kennedy Arborcare Week 27 3/31/2025

Name	Last Wk Won	Last Wk Lost	HDCP -1-	HDCP -2-	HDCP -3-	HDCP Total
Andrew J. Kennedy	2.0	2.0	202	213	228	643
Mike McCollough	1.5	2.5	211	212	190	613
Brandon M. Conyers		4.0	167	252	251	670
Kevin L. Wise	1.0	3.0	213	212	219	644
Masato M. Sugita	3.0	1.0	234	244	175	653
=====						
Scratch Total			821	927	857	2605
Handicap			206	206	206	618
Total			1027	1133	1063	3223
Team Points Won			0.0	0.0	0.0	0.0
Match Points Won			1.5	3.0	2.0	7.5
Total Points Won			1.5	3.0	2.0	7.5

Lane 6 10 - Wii Bowling World Champs Week 27 3/31/2025

Name	Last Wk Won	Last Wk Lost	HDCP -1-	HDCP -2-	HDCP -3-	HDCP Total
Jacob D. Roth	1.0	3.0	203	184	207	594
Brandon J. Clement	4.0		245	243	229	717
Javan D. Clement	1.0	3.0	244	207	163	614
Jason S. Feddersen	1.0	3.0	208	266	201	675
Anthony C. Eigenberg	1.0	3.0	263	202	229	694
=====						
Scratch Total			916	855	782	2553
Handicap			247	247	247	741
Total			1163	1102	1029	3294
Team Points Won			5.0	0.0	0.0	5.0
Match Points Won			4.0	2.0	1.0	8.0
Total Points Won			9.0	2.0	1.0	13.0

Note: This report includes information through March 31 which is Week 27 of 32

Lane 7 14 - Jack Lederman Co. Week 27 3/31/2025

Name	Last Wk Won	Last Wk Lost	HDCP -1-	HDCP -2-	HDCP -3-	HDCP Total
Ron J. Studnicka	3.0	1.0	199	233	186	618
Trevor D. Hibberd	3.0	1.0	216	229	195	640
Leroy H. Hoss		4.0	218	231	206	655
David D. Hibberd	3.0	1.0	232	262	225	719
Jarod D. Zikmund	2.0	2.0	219	247	188	654
Scratch Total			894	1012	810	2716
Handicap			190	190	190	570
Total			1084	1202	1000	3286
Team Points Won			0.0	5.0	0.0	10.0
Match Points Won			2.0	4.0	2.0	11.0
Total Points Won			2.0	9.0	2.0	21.0

Lane 9 4 - Little Mexico Restaurant Week 27 3/31/2025

Name	Last Wk Won	Last Wk Lost	HDCP -1-	HDCP -2-	HDCP -3-	HDCP Total
Nathan Banks	1.0	3.0	224	257	199	680
Dave Jamrog	2.0	2.0	218	210	219	647
Quentin S. Holliday	2.0	2.0	175	210	211	596
Trevor A. Roberts		4.0	227	151	197	575
Craig A. Schutt	1.0	3.0	217	223	194	634
Scratch Total			782	772	741	2295
Handicap			279	279	279	837
Total			1061	1051	1020	3132
Team Points Won			0.0	0.0	0.0	0.0
Match Points Won			1.0	3.0	2.0	6.0
Total Points Won			1.0	3.0	2.0	6.0

Lane 11 11 - Cornhusker Ag/Rising Ag Week 27 3/31/2025

Name	Last Wk Won	Last Wk Lost	HDCP -1-	HDCP -2-	HDCP -3-	HDCP Total
Brent E. Hollis	1.0	3.0	206	227	220	653
Hewitt P. Moyer		4.0	184	205	173	562
Bob G. Vogt	1.0	3.0	209	190	217	616
Carter R. Hollis	1.0	3.0	150	224	251	625
Jared J. Samuelson	3.0	1.0	217	243	183	643
Scratch Total			827	950	905	2682
Handicap			139	139	139	417
Total			966	1089	1044	3099
Team Points Won			0.0	5.0	0.0	5.0
Match Points Won			2.0	2.0	1.0	6.0
Total Points Won			2.0	7.0	1.0	11.0

Lane 13 7 - Peerless Machine Week 27 3/31/2025

Name	Last Wk Won	Last Wk Lost	HDCP -1-	HDCP -2-	HDCP -3-	HDCP Total
Brooks D. Paul	1.0	3.0	224	231	203	658
John W. Paul	2.0	2.0	262	217	221	700
Alex J. Peden	3.0	1.0	265	267	240	772
Jake W. Peden	1.0	3.0	212	229	195	636
Cory D. Waddell	4.0		267	245	247	759
Scratch Total			920	879	796	2595
Handicap			310	310	310	930
Total			1230	1189	1106	3525
Team Points Won			5.0	5.0	0.0	15.0
Match Points Won			4.0	3.0	1.0	11.0
Total Points Won			9.0	8.0	1.0	26.0

Lane 8 12 - Common Cents Bookkeeping Week 27 3/31/2025

Name	Last Wk Won	Last Wk Lost	HDCP -1-	HDCP -2-	HDCP -3-	HDCP Total
Ethan M. Mizner	1.0	3.0	187	208	215	610
Justin M. Hodges	1.0	3.0	232	190	186	608
Shawn E. Mizner	4.0		265	240	216	721
Michael G. Marcellus	1.0	3.0	233	200	200	633
Austin M. Longmore	2.0	2.0	209	226	230	665
Scratch Total			949	887	870	2706
Handicap			177	177	177	531
Total			1126	1064	1047	3237
Team Points Won			5.0	0.0	5.0	10.0
Match Points Won			3.0	1.0	3.0	9.0
Total Points Won			8.0	1.0	8.0	19.0

Lane 10 13 - Auto Central Week 27 3/31/2025

Name	Last Wk Won	Last Wk Lost	HDCP -1-	HDCP -2-	HDCP -3-	HDCP Total
Bob Cherry	3.0	1.0	226	249	212	687
Mark A. Woodside	2.0	2.0	208	259	214	681
Bob J. Hunt	2.0	2.0	200	200	200	600
Chris L. Stapleton	4.0		243	205	203	651
John L. Krotz	3.0	1.0	243	209	229	681
Scratch Total			803	805	741	2349
Handicap			317	317	317	951
Total			1120	1122	1058	3300
Team Points Won			5.0	5.0	5.0	20.0
Match Points Won			4.0	2.0	3.0	14.0
Total Points Won			9.0	7.0	8.0	34.0

Lane 12 6 - Sorensen Group Week 27 3/31/2025

Name	Last Wk Won	Last Wk Lost	HDCP -1-	HDCP -2-	HDCP -3-	HDCP Total
Doug Giles	3.0	1.0	303	197	264	764
Jeff A. Fruhling	4.0		274	225	266	765
Josh K. Krolikowski	3.0	1.0	204	197	245	646
Jerred J. Johnson	3.0	1.0	277	256	224	757
Jeremy J. Dalland	1.0	3.0	178	191	258	627
Scratch Total			1135	965	1156	3256
Handicap			101	101	101	303
Total			1236	1066	1257	3559
Team Points Won			5.0	0.0	5.0	15.0
Match Points Won			3.0	3.0	4.0	14.0
Total Points Won			8.0	3.0	9.0	29.0

Lane 14 5 - Super Cool Unnamed Team Week 27 3/31/2025

Name	Last Wk Won	Last Wk Lost	HDCP -1-	HDCP -2-	HDCP -3-	HDCP Total
Tom Richmond	3.0	1.0	208	233	254	695
Tom McLeod	2.0	2.0	156	232	269	657
Scott A. Bauer	1.0	3.0	206	235	251	692
Ryan E. Walton	3.0	1.0	242	209	254	705
Chuck M. Brisbin		4.0	243	221	202	666
Scratch Total			978	1053	1153	3184
Handicap			77	77	77	231
Total			1055	1130	1230	3415
Team Points Won			0.0	0.0	5.0	5.0
Match Points Won			1.0	2.0	4.0	9.0
Total Points Won			1.0	2.0	9.0	14.0

Classic 2024-25

Big Apple Fun Center

* Bowlers listed must have a minimum of 1 games.

Match Points Won (Total for Year)

Name	Points	Points	%Won	Avg	Gms	Name	Points	Points	%Won	Avg	Gms
	Won	Lost					Won	Lost			
Alex J. Peden	69.0	39.0	63.89%	156	81	Gary D. Hatcher	36.0	52.0	40.91%	178	66
Cory D. Waddell	64.5	31.5	67.19%	208	72	Justin R. Swanek	36.0	44.0	45.00%	207	60
Bob Cherry	63.0	45.0	58.33%	117	81	Jacob D. Roth	36.0	32.0	52.94%	100	51
Brandon M. Conyers	61.5	42.5	59.13%	190	75	Bob J. Hunt	35.0	37.0	48.61%	142	48
Scott A. Bauer	60.0	40.0	60.00%	198	75	Hewitt P. Moyer	35.0	37.0	48.61%	176	54
Lane E. Riffey	59.5	44.5	57.21%	177	78	David D. Hibberd	35.0	57.0	38.04%	189	69
Johnny L. Nikkila	59.5	40.5	59.50%	178	75	Leroy H. Hoss	35.0	49.0	41.67%	146	63
Jake W. Peden	58.0	42.0	58.00%	164	75	Chris R. Lytle	33.5	46.5	41.88%	164	60
Javan D. Clement	58.0	42.0	58.00%	168	75	Logan J. Albright	31.5	32.5	49.22%	184	48
Ryan E. Walton	57.0	35.0	61.96%	206	69	Nolan P. Parr	30.5	29.5	50.83%	127	45
Cody D. Bristow	57.0	43.0	57.00%	172	75	Trevor A. Roberts	30.0	42.0	41.67%	155	53
Bobby Turner Jr	56.0	40.0	58.33%	172	72	Doug Samuelson	30.0	30.0	50.00%	138	45
Mike Brown	56.0	44.0	56.00%	193	72	Cruz A. Evans	27.0	37.0	42.19%	168	48
Masato M. Sugita	56.0	52.0	51.85%	188	81	Nathan Banks	26.5	33.5	44.17%	173	42
Justin M. Hodges	56.0	52.0	51.85%	172	81	Brad M. Olson	25.0	27.0	48.08%	203	39
Michael G. Marcellus	54.0	54.0	50.00%	196	79	Scott A. Feddersen	24.0	12.0	66.67%	161	27
Sean A. McBride	53.5	50.5	51.44%	142	78	Eric R. Zikmund	23.0	29.0	44.23%	197	39
Anthony C. Eigenberg	53.5	54.5	49.54%	200	81	Scott A. Asay	21.0	31.0	40.38%	143	36
Quentin S. Holliday	53.0	55.0	49.07%	142	81	Gordon E. Thiessen	20.0	12.0	62.50%	226	21
John W. Paul	53.0	51.0	50.96%	120	78	Ethan M. Mizner	17.5	30.5	36.46%	153	36
Bob Stevens	52.5	51.5	50.48%	159	78	Matthew J. Doerr	16.5	27.5	37.50%	129	33
Chuck M. Brisbin	52.5	47.5	52.50%	210	75	Brent E. Hollis	16.0	16.0	50.00%	154	24
Ivan D. Stones	52.0	52.0	50.00%	170	78	Matt W. Morrow	16.0	20.0	44.44%	171	27
Ron J. Studnicka	52.0	52.0	50.00%	161	78	Dave Jamrog	16.0	8.0	66.67%	164	18
Kevin L. Wise	51.0	53.0	49.04%	187	78	Jerry Schmitz	15.0	13.0	53.57%	184	21
Tom Richmond	50.5	53.5	48.56%	198	78	Tom McLeod	14.0	22.0	38.89%	188	27
Trevor D. Hibberd	50.5	49.5	50.50%	177	75	John L. Krotz	12.0	12.0	50.00%	190	18
Austin M. Longmore	49.5	42.5	53.80%	196	69	Bob G. Vogt	11.0	9.0	55.00%	178	15
Brooks D. Paul	49.5	58.5	45.83%	122	81	Doug Houtz	11.0	9.0	55.00%	167	15
Larry L. Harrington	49.0	55.0	47.12%	158	75	Chris C. Hunt	8.0	20.0	28.57%	151	21
Jason S. Feddersen	49.0	51.0	49.00%	218	75	Jerred J. Johnson	7.0	5.0	58.33%	219	9
Jarod D. Zikmund	48.5	51.5	48.50%	213	75	Tim Adkins	7.0	5.0	58.33%	194	9
Jared J. Samuelson	47.0	49.0	48.96%	217	72	Jeremy D. Sklenar	7.0	1.0	87.50%	bk189	6
Jeremy J. Dalland	46.0	42.0	52.27%	217	63	Rich Hancock	6.0	2.0	75.00%	bk162	6
Chris L. Stapleton	46.0	62.0	42.59%	165	81	Greg A. Pettit	6.0	18.0	25.00%	201	16
Jeff A. Fruhling	46.0	46.0	50.00%	189	69	Todd M. Mathews	6.0	2.0	75.00%	bk205	6
Tyler L. Mizner	45.0	31.0	59.21%	187	57	Mark A. Yonkers	6.0	6.0	50.00%	198	9
Kurt L. Schmidt	45.0	47.0	48.91%	196	66	Chris P. Drew	5.5	2.5	68.75%	129	6
Bill Kirkland	45.0	55.0	45.00%	157	75	Jacob M. Rodriguez	5.0	7.0	41.67%	102	9
Carter R. Hollis	44.5	55.5	44.50%	210	75	Richard M. Serr	4.0	4.0	50.00%	bk161	6
Doug Giles	44.0	60.0	42.31%	177	78	Eric R. Bedke	4.0		100.00%	206	3
Jason D. Stubbs	43.5	32.5	57.24%	183	57	Tom Soderholm	4.0	4.0	50.00%	bk188	6
Conan R. Gifford	43.0	37.0	53.75%	158	56	Ron A. Engel	3.0	5.0	37.50%	bk166	6
Andrew J. Kennedy	43.0	49.0	46.74%	143	63	Carson M. Hemmer	3.0	5.0	37.50%	137	6
Josh K. Krolkowski	43.0	49.0	46.74%	191	69	Dirk C. Yonkers	3.0	1.0	75.00%	bk175	3
Kevin L. Moriarty	42.0	58.0	42.00%	179	75	Keith J. Smith	3.0	1.0	75.00%	165	3
Shawn E. Mizner	41.0	51.0	44.57%	180	69	Keith A. Albright	2.0	2.0	50.00%	205	3
Craig A. Schutt	41.0	59.0	41.00%	161	75	Bob Verbeck	2.0	2.0	50.00%	133	3
Danny Jeffries	40.5	39.5	50.63%	174	60	Brandon Brinegar	1.5	10.5	12.50%	117	9
Brandon J. Clement	39.5	44.5	47.02%	145	63	Devon L. Smith	1.5	6.5	18.75%	bk184	6
Blake R. Bogus	38.5	25.5	60.16%	141	48	Larry K. Giddings	1.0	7.0	12.50%	bk181	6
Dan Schmidt	38.5	45.5	45.83%	209	57	Ben L. Howard	1.0	7.0	12.50%	bk180	6
Mark A. Woodside	38.0	42.0	47.50%	147	57	Nate Grabenstein		4.0	0.00%	110	3
Mike McCollough	36.5	43.5	45.63%	160	54	Micah J. Hadley		4.0	0.00%	183	3

Classic 2024-25

Big Apple Fun Center

* Bowlers listed must have a minimum of 1 games.

Change in Average

Name	-----Old-----		Old					---Average Change---			Weekly Over Avg
	Pins	Games	Avg	-1-	-2-	-3-	Total	New	Old	---> +/-	Series Avg +/-
Tim Adkins	1748	9	194				0	194.22	- 194.22	= 0.00	
Keith A. Albright	615	3	205				0	205.00	- 205.00	= 0.00	
Logan J. Albright	8872	48	184				0	184.83	- 184.83	= 0.00	
Scott A. Asay	5152	36	143				0	143.11	- 143.11	= 0.00	
Nathan Banks	6718	39	172	181	214	156	551	173.07	- 172.26	= 0.82	551 - 516=35
Scott A. Bauer	14276	72	198	189	218	234	641	198.89	- 198.28	= 0.62	641 - 594=47
Eric R. Bedke	618	3	206				0	206.00	- 206.00	= 0.00	
Blake R. Bogus	6813	48	141				0	141.94	- 141.94	= 0.00	
Brandon Brinegar	1055	9	117				0	117.22	- 117.22	= 0.00	
Chuck M. Brisbin	15128	72	210	238	216	197	651	210.39	- 210.11	= 0.28	651 - 630=21
Cody D. Bristow	12424	72	172	202	130	180	512	172.48	- 172.56	= -0.08	512 - 516=-4
Mike Brown	13301	69	192	200	238	192	630	193.49	- 192.77	= 0.72	630 - 576=54
Bob Cherry	9134	78	117	128	151	114	393	117.62	- 117.10	= 0.51	393 - 351=42
Brandon J. Clement	8634	60	143	173	171	157	501	145.00	- 143.90	= 1.10	501 - 429=72
Javan D. Clement	12177	72	169	198	161	117	476	168.71	- 169.13	= -0.42	476 - 507=-31
Brandon M. Conyers	13720	72	190	142	227	226	595	190.87	- 190.56	= 0.31	595 - 570=25
Jeremy J. Dalland	13080	60	218	178	191	258	627	217.57	- 218.00	= -0.43	627 - 654=-27
Matthew J. Doerr	4287	33	129				0	129.91	- 129.91	= 0.00	
Chris P. Drew	779	6	129				0	129.83	- 129.83	= 0.00	
Anthony C. Eigenberg	15621	78	200	248	187	214	649	200.86	- 200.27	= 0.59	649 - 600=49
Ron A. Engel	563	3	bk166	153	152	135	440	167.17	- 187.67	= -20.50	440 - 498=-58
Cruz A. Evans	8108	48	168				0	168.92	- 168.92	= 0.00	
Jason S. Feddersen	15717	72	218	208	266	201	675	218.56	- 218.29	= 0.27	675 - 654=21
Scott A. Feddersen	4366	27	161				0	161.70	- 161.70	= 0.00	
Jeff A. Fruhling	12384	66	187	246	197	238	681	189.35	- 187.64	= 1.71	681 - 561=120
Larry K. Giddings	999	6	bk181				0	166.50	- 166.50	= 0.00	
Conan R. Gifford	8898	56	158				0	158.89	- 158.89	= 0.00	
Doug Giles	13224	75	176	264	158	225	647	177.83	- 176.32	= 1.51	647 - 528=119
Nate Grabenstein	332	3	110				0	110.67	- 110.67	= 0.00	
Micah J. Hadley	550	3	183				0	183.33	- 183.33	= 0.00	
Rich Hancock	969	6	bk162				0	161.50	- 161.50	= 0.00	
Larry L. Harrington	11400	72	158	160	149	157	466	158.21	- 158.33	= -0.12	466 - 474=-8
Gary D. Hatcher	11769	66	178				0	178.32	- 178.32	= 0.00	
Carson M. Hemmer	824	6	137				0	137.33	- 137.33	= 0.00	
David D. Hibberd	12415	66	188	205	235	198	638	189.17	- 188.11	= 1.07	638 - 564=74
Trevor D. Hibberd	12759	72	177	178	191	157	526	177.13	- 177.21	= -0.08	526 - 531=-5
Justin M. Hodges	13501	78	173	190	148	144	482	172.63	- 173.09	= -0.46	482 - 519=-37

Classic 2024-25

Name	-----Old-----		Old					---Average Change---			Weekly Over Avg
	Pins	Games	Avg	-1-	-2-	-3-	Total	New	Old	----> +/-	Series Avg +/-
Quentin S. Holliday	11186	78	143	103	138	139	380	142.79	- 143.41	= -0.62	380 - 429=-49
Brent E. Hollis	3235	21	154	145	166	159	470	154.38	- 154.05	= 0.33	470 - 462=8
Carter R. Hollis	15188	72	210	145	219	246	610	210.64	- 210.94	= -0.30	610 - 630=-20
Leroy H. Hoss	8787	60	146	149	162	137	448	146.59	- 146.45	= 0.14	448 - 438=10
Doug Houtz	2517	15	167				0	167.80	- 167.80	= 0.00	
Ben L. Howard	1061	6	bk180				0	176.83	- 176.83	= 0.00	
Bob J. Hunt	6824	48	142	a127	a127	a127	381	142.17	- 142.17	= 0.00	
Chris C. Hunt	3183	21	151				0	151.57	- 151.57	= 0.00	
Dave Jamrog	2465	15	bk164	167	159	168	494	164.39	- 164.33	= 0.06	494 - 492=2
Danny Jeffryes	10454	60	174				0	174.23	- 174.23	= 0.00	
Jerred J. Johnson	1245	6	bk205	267	246	214	727	219.11	- 207.50	= 11.61	727 - 615=112
Andrew J. Kennedy	8614	60	143	130	141	156	427	143.51	- 143.57	= -0.06	427 - 429=-2
Bill Kirkland	11270	72	156	135	190	193	518	157.17	- 156.53	= 0.65	518 - 468=50
Josh K. Krolikowski	12663	66	191	180	173	221	574	191.84	- 191.86	= -0.02	574 - 573=1
John L. Krotz	2830	15	188	216	182	202	600	190.56	- 188.67	= 1.89	600 - 564=36
Austin M. Longmore	12936	66	196	190	207	211	608	196.29	- 196.00	= 0.29	608 - 588=20
Chris R. Lytle	9898	60	164				0	164.97	- 164.97	= 0.00	
Michael G. Marcellus	15344	78	196	214	a181	a181	576	196.94	- 196.72	= 0.22	
Todd M. Mathews	1284	6	bk205				0	214.00	- 214.00	= 0.00	
Sean A. McBride	10692	75	142	126	148	127	401	142.22	- 142.56	= -0.34	401 - 426=-25
Mike McCollough	8219	51	161	157	158	136	451	160.56	- 161.16	= -0.60	451 - 483=-32
Tom McLeod	4519	24	188	129	205	242	576	188.70	- 188.29	= 0.41	576 - 564=12
Ethan M. Mizner	5086	33	154	126	147	154	427	153.14	- 154.12	= -0.98	427 - 462=-35
Shawn E. Mizner	11815	66	179	229	204	180	613	180.12	- 179.02	= 1.10	613 - 537=76
Tyler L. Mizner	10679	57	187				0	187.35	- 187.35	= 0.00	
Kevin L. Moriarty	13471	75	179				0	179.61	- 179.61	= 0.00	
Matt W. Morrow	4641	27	171				0	171.89	- 171.89	= 0.00	
Hewitt P. Moyer	9058	51	177	146	167	135	448	176.04	- 177.61	= -1.57	448 - 531=-83
Johnny L. Nikkila	12660	72	175	211	268	213	692	178.03	- 175.83	= 2.19	692 - 525=167
Brad M. Olson	7269	36	201	245	198	235	678	203.77	- 201.92	= 1.85	678 - 603=75
Nolan P. Parr	5757	45	127				0	127.93	- 127.93	= 0.00	
Brooks D. Paul	9554	78	122	131	138	110	379	122.63	- 122.49	= 0.14	379 - 366=13
John W. Paul	8981	75	119	166	121	125	412	120.42	- 119.75	= 0.68	412 - 357=55
Alex J. Peden	12073	78	154	204	206	179	589	156.32	- 154.78	= 1.54	589 - 462=127
Jake W. Peden	11841	72	164	161	178	144	483	164.32	- 164.46	= -0.14	483 - 492=-9
Greg A. Pettit	3219	16	201				0	201.19	- 201.19	= 0.00	
Tom Richmond	14844	75	197	190	215	236	641	198.53	- 197.92	= 0.61	641 - 591=50
Lane E. Riffey	13298	75	177	215	178	177	570	177.79	- 177.31	= 0.49	570 - 531=39
Trevor A. Roberts	7848	50	156	168	92	138	398	155.58	- 156.96	= -1.38	398 - 468=-70
Jacob M. Rodriguez	924	9	102				0	102.67	- 102.67	= 0.00	
Jacob D. Roth	4884	48	101	89	70	93	252	100.71	- 101.75	= -1.04	252 - 303=-51

Classic 2024-25

Name	-----Old-----		Old					---Average Change---			Weekly Over Avg
	Pins	Games	Avg	-1-	-2-	-3-	Total	New	Old	----> +/-	Series Avg +/-
Doug Samuelson	6216	45	138				0	138.13	- 138.13	= 0.00	
Jared J. Samuelson	14987	69	217	217	243	183	643	217.08	- 217.20	= -0.12	643 - 651=-8
Dan Schmidt	11363	54	210	224	203	145	572	209.39	- 210.43	= -1.04	572 - 630=-58
Kurt L. Schmidt	12968	66	196				0	196.48	- 196.48	= 0.00	
Jerry Schmitz	3878	21	184				0	184.67	- 184.67	= 0.00	
Craig A. Schutt	11658	72	161	163	169	140	472	161.73	- 161.92	= -0.18	472 - 483=-11
Richard M. Serr	1013	6	bk161				0	168.83	- 168.83	= 0.00	
Jeremy D. Sklenar	1293	6	bk189				0	215.50	- 215.50	= 0.00	
Devon L. Smith	1111	6	bk184				0	185.17	- 185.17	= 0.00	
Keith J. Smith	496	3	165				0	165.33	- 165.33	= 0.00	
Tom Soderholm	1147	6	bk188				0	191.17	- 191.17	= 0.00	
Chris L. Stapleton	12897	78	165	193	155	153	501	165.41	- 165.35	= 0.06	501 - 495=6
Bob Stevens	11943	75	159	190	140	163	493	159.44	- 159.24	= 0.20	493 - 477=16
Ivan D. Stones	12806	75	170	181	190	158	529	170.96	- 170.75	= 0.21	529 - 510=19
Jason D. Stubbs	10482	57	183				0	183.89	- 183.89	= 0.00	
Ron J. Studnicka	12107	75	161	145	179	132	456	161.06	- 161.43	= -0.36	456 - 483=-27
Masato M. Sugita	14706	78	188	207	217	148	572	188.62	- 188.54	= 0.08	572 - 564=8
Justin R. Swanek	11869	57	208	172	206	191	569	207.30	- 208.23	= -0.93	569 - 624=-55
Gordon E. Thiessen	4746	21	226	a211	a211	a211	633	226.00	- 226.00	= 0.00	
Bobby Turner Jr	11900	69	172	161	180	166	507	172.32	- 172.46	= -0.14	507 - 516=-9
Bob Verbeck	400	3	133				0	133.33	- 133.33	= 0.00	
Bob G. Vogt	2165	12	180	174	155	182	511	178.40	- 180.42	= -2.02	511 - 540=-29
Cory D. Waddell	14256	69	206	258	236	238	732	208.17	- 206.61	= 1.56	732 - 618=114
Ryan E. Walton	13589	66	205	232	199	244	675	206.72	- 205.89	= 0.83	675 - 615=60
Kevin L. Wise	14071	75	187	185	184	191	560	187.58	- 187.61	= -0.04	560 - 561=-1
Mark A. Woodside	7905	54	146	139	190	145	474	147.00	- 146.39	= 0.61	474 - 438=36
Dirk C. Yonkers	609	3	bk175				0	203.00	- 203.00	= 0.00	
Mark A. Yonkers	1789	9	bk198				0	198.78	- 198.78	= 0.00	
Eric R. Zikmund	7687	39	197				0	197.10	- 197.10	= 0.00	
Jarod D. Zikmund	15365	72	213	217	245	186	648	213.51	- 213.40	= 0.10	648 - 639=9

Classic 2024-25

Big Apple Fun Center

* Bowlers listed must have a minimum of 1 games.

High Average Listing

	<u>Name</u>	<u>True Average</u>	<u>Pins</u>	<u>Gms</u>	<u>To Raise Avg +1</u>	<u>To Drop Avg -1</u>
1	Gordon E. Thiessen	226.00	4746	21	702	677
2	Jerred J. Johnson	219.11	1972	9	668	655
3	Jason S. Feddersen	218.56	16392	75	690	611
4	Jeremy J. Dalland	217.57	13707	63	681	614
5	Jared J. Samuelson	217.08	15630	72	720	644
6	Jeremy D. Sklenar	215.50	1293	6	651	641
7	Todd M. Mathews	214.00	1284	6	651	641
8	Jarod D. Zikmund	213.51	16013	75	679	600
9	Carter R. Hollis	210.64	15798	75	660	581
10	Chuck M. Brisbin	210.39	15779	75	679	600
11	Dan Schmidt	209.39	11935	57	665	604
12	Cory D. Waddell	208.17	14988	72	687	611
13	Justin R. Swanek	207.30	12438	60	666	602
14	Ryan E. Walton	206.72	14264	69	640	567
15	Eric R. Bedke	206.00	618	3	624	617
16	Keith A. Albright	205.00	615	3	621	614
17	Brad M. Olson	203.77	7947	39	621	578
18	Dirk C. Yonkers	203.00	609	3	615	608
19	Greg A. Pettit	201.19	3219	16	619	599
20	Anthony C. Eigenberg	200.86	16270	81	614	529
21	Scott A. Bauer	198.89	14917	75	605	526
22	Mark A. Yonkers	198.78	1789	9	599	586
23	Tom Richmond	198.53	15485	78	634	552
24	Eric R. Zikmund	197.10	7687	39	629	586
25	Michael G. Marcellus	196.94	15558	79	596	513
26	Kurt L. Schmidt	196.48	12968	66	625	555
27	Austin M. Longmore	196.29	13544	69	640	567
28	Tim Adkins	194.22	1748	9	592	579
29	Mike Brown	193.49	13931	72	619	543
30	Josh K. Krolkowski	191.84	13237	69	587	514
31	Tom Soderholm	191.17	1147	6	581	571
32	Brandon M. Conyers	190.87	14315	75	583	504
33	John L. Krotz	190.56	3430	18	581	559
34	Jeff A. Fruhling	189.35	13065	69	615	542
35	David D. Hibberd	189.17	13053	69	627	554
36	Tom McLeod	188.70	5095	27	575	544
37	Masato M. Sugita	188.62	15278	81	598	513
38	Kevin L. Wise	187.58	14631	78	597	515
39	Tyler L. Mizner	187.35	10679	57	601	540
40	Devon L. Smith	185.17	1111	6	563	553
41	Logan J. Albright	184.83	8872	48	563	511
42	Jerry Schmitz	184.67	3878	21	562	537
43	Jason D. Stubbs	183.89	10482	57	558	497
44	Micah J. Hadley	183.33	550	3	554	547
45	Shawn E. Mizner	180.12	12428	69	604	531
46	Kevin L. Moriarty	179.61	13471	75	569	490
47	Bob G. Vogt	178.40	2676	15	546	527
48	Gary D. Hatcher	178.32	11769	66	582	512

	<u>Name</u>	<u>True Average</u>	<u>Pins</u>	<u>Gms</u>	<u>To Raise Avg +1</u>	<u>To Drop Avg -1</u>
49	Johnny L. Nikkila	178.03	13352	75	610	531
50	Doug Giles	177.83	13871	78	547	465
51	Lane E. Riffey	177.79	13868	78	550	468
52	Trevor D. Hibberd	177.13	13285	75	599	520
53	Ben L. Howard	176.83	1061	6	532	522
54	Hewitt P. Moyer	176.04	9506	54	583	525
55	Danny Jeffryes	174.23	10454	60	571	507
56	Nathan Banks	173.07	7269	42	561	515
57	Justin M. Hodges	172.63	13983	81	549	464
58	Cody D. Bristow	172.48	12936	75	558	479
59	Bobby Turner Jr	172.32	12407	72	568	492
60	Matt W. Morrow	171.89	4641	27	519	488
61	Ivan D. Stones	170.96	13335	78	516	434
62	Cruz A. Evans	168.92	8108	48	511	459
63	Richard M. Serr	168.83	1013	6	508	498
64	Javan D. Clement	168.71	12653	75	529	450
65	Doug Houtz	167.80	2517	15	507	488
66	Ron A. Engel	167.17	1003	6	509	499
67	Larry K. Giddings	166.50	999	6	504	494
68	Chris L. Stapleton	165.41	13398	81	546	461
69	Keith J. Smith	165.33	496	3	500	493
70	Chris R. Lytle	164.97	9898	60	497	433
71	Dave Jamrog	164.39	2959	18	506	484
72	Jake W. Peden	164.32	12324	75	546	467
73	Craig A. Schutt	161.73	12130	75	506	427
74	Scott A. Feddersen	161.70	4366	27	494	463
75	Rich Hancock	161.50	969	6	489	479
76	Ron J. Studnicka	161.06	12563	78	559	477
77	Mike McCollough	160.56	8670	54	507	449
78	Bob Stevens	159.44	12436	78	524	442
79	Conan R. Gifford	158.89	8898	56	483	423
80	Larry L. Harrington	158.21	11866	75	536	457
81	Bill Kirkland	157.17	11788	75	536	457
82	Alex J. Peden	156.32	12662	81	526	441
83	Trevor A. Roberts	155.58	8246	53	490	433
84	Brent E. Hollis	154.38	3705	24	480	452
85	Ethan M. Mizner	153.14	5513	36	493	453
86	Chris C. Hunt	151.57	3183	21	465	440
87	Mark A. Woodside	147.00	8379	57	501	440
88	Leroy H. Hoss	146.59	9235	63	467	400
89	Brandon J. Clement	145.00	9135	63	501	434
90	Andrew J. Kennedy	143.51	9041	63	463	396
91	Scott A. Asay	143.11	5152	36	464	424
92	Quentin S. Holliday	142.79	11566	81	446	361
93	Sean A. McBride	142.22	11093	78	490	408
94	Bob J. Hunt	142.17	6824	48	469	417
95	Blake R. Bogus	141.94	6813	48	429	377
96	Doug Samuelson	138.13	6216	45	456	407
97	Carson M. Hemmer	137.33	824	6	418	408
98	Bob Verbeck	133.33	400	3	404	397
99	Matthew J. Doerr	129.91	4287	33	393	356
100	Chris P. Drew	129.83	779	6	391	381

	Name	True Average	Pins	Gms	To Raise Avg +1	To Drop Avg -1
101	Nolan P. Parr	127.93	5757	45	387	338
102	Brooks D. Paul	122.63	9933	81	399	314
103	John W. Paul	120.42	9393	78	408	326
104	Bob Cherry	117.62	9527	81	385	300
105	Brandon Brinegar	117.22	1055	9	361	348
106	Nate Grabenstein	110.67	332	3	334	327
107	Jacob M. Rodriguez	102.67	924	9	312	299
108	Jacob D. Roth	100.71	5136	51	318	263

Classic 2024-25

Big Apple Fun Center

* Bowlers listed must have a minimum of 22 games.

Note: This report includes information through March 31 which is Week 27 of 32

Most Improved Averages

Name	True		Most Improved		Name	True		Most Improved	
	Average	Gms	Avg	+/-		Average	Gms	Avg	+/-
Cody D. Bristow	172.48	75	153	+19.48	Eric R. Zikmund	197.10	39	194	+3.10
Cory D. Waddell	208.17	72	189	+19.17	Ivan D. Stones	170.96	78	168	+2.96
Scott A. Bauer	198.89	75	183	+15.89	Nolan P. Parr	127.93	45	125	+2.93
Johnny L. Nikkila	178.03	75	163	+15.03	Quentin S. Holliday	142.79	81	140	+2.79
Jake W. Peden	164.32	75	150	+14.32	Brad M. Olson	203.77	39	201	+2.77
Brandon M. Conyers	190.87	75	177	+13.87	Jacob D. Roth	100.71	51	98	+2.71
Alex J. Peden	156.32	81	144	+12.32	Justin M. Hodges	172.63	81	170	+2.63
Ron J. Studnicka	161.06	78	149	+12.06	Dan Schmidt	209.39	57	207	+2.39
Javan D. Clement	168.71	75	157	+11.71	Bobby Turner Jr	172.32	72	170	+2.32
Bob J. Hunt	142.17	48	131	+11.17	Danny Jeffryes	174.23	60	172	+2.23
Masato M. Sugita	188.62	81	179	+9.62	Trevor D. Hibberd	177.13	75	175	+2.13
Bob Cherry	117.62	81	108	+9.62	Josh K. Krolkowski	191.84	69	190	+1.84
Tom Richmond	198.53	78	189	+9.53	Leroy H. Hoss	146.59	63	145	+1.59
Chuck M. Brisbin	210.39	75	201	+9.39	Kevin L. Wise	187.58	78	186	+1.58
Conan R. Gifford	158.89	56	150	+8.89	Jeff A. Fruhling	189.35	69	188	+1.35
Carter R. Hollis	210.64	75	202	+8.64	Ethan M. Mizner	153.14	36	152	+1.14
Andrew J. Kennedy	143.51	63	135	+8.51	Logan J. Albright	184.83	48	184	+0.83
Austin M. Longmore	196.29	69	188	+8.29	Scott A. Feddersen	161.70	27	161	+0.70
Blake R. Bogus	141.94	48	134	+7.94	Jarod D. Zikmund	213.51	75	213	+0.51
Ryan E. Walton	206.72	69	199	+7.72	Brent E. Hollis	154.38	24	154	+0.38
Brooks D. Paul	122.63	81	115	+7.63	Bill Kirkland	157.17	75	157	+0.17
Bob Stevens	159.44	78	152	+7.44	Nathan Banks	173.07	42	173	+0.07
John W. Paul	120.42	78	114	+6.42	Mark A. Woodside	147.00	57	147	0.00
Scott A. Asay	143.11	36	137	+6.11	Matt W. Morrow	171.89	27	172	-0.11
Lane E. Riffey	177.79	78	172	+5.79	Tom McLeod	188.70	27	189	-0.30
Kevin L. Moriarty	179.61	75	174	+5.61	Kurt L. Schmidt	196.48	66	197	-0.52
Hewitt P. Moyer	176.04	54	171	+5.04	Sean A. McBride	142.22	78	143	-0.78
Michael G. Marcellus	196.94	79	192	+4.94	Shawn E. Mizner	180.12	69	181	-0.88
Mike McCollough	160.56	54	156	+4.56	Doug Giles	177.83	78	179	-1.17
Mike Brown	193.49	72	189	+4.49	Matthew J. Doerr	129.91	33	132	-2.09
Chris L. Stapleton	165.41	81	161	+4.41	Justin R. Swanek	207.30	60	210	-2.70
Tyler L. Mizner	187.35	57	183	+4.35	Craig A. Schutt	161.73	75	165	-3.27
Gary D. Hatcher	178.32	66	174	+4.32	Cruz A. Evans	168.92	48	176	-7.08
David D. Hibberd	189.17	69	185	+4.17	Anthony C. Eigenberg	200.86	81	208	-7.14
Doug Samuelson	138.13	45	134	+4.13	Trevor A. Roberts	155.58	53	164	-8.42
Jared J. Samuelson	217.08	72	213	+4.08	Jason S. Feddersen	218.56	75	229	-10.44
Brandon J. Clement	145.00	63	141	+4.00	Jeremy J. Dalland	217.57	63	229	-11.43
Jason D. Stubbs	183.89	57	180	+3.89	Chris R. Lytle	164.97	60	179	-14.03
Larry L. Harrington	158.21	75	155	+3.21					

Classic 2024-25

Big Apple Fun Center

* Bowlers listed must have a minimum of 1 games.

Most Pins Over Average

Name	-----Old-----		Old					---Average Change---			Weekly Over Avg
	Pins	Games	Avg	-1-	-2-	-3-	Total	New	Old	---> +/-	Series Avg +/-
Johnny L. Nikkila	12660	72	175	211	268	213	692	178.03	- 175.83	= 2.19	692 - 525=167
Alex J. Peden	12073	78	154	204	206	179	589	156.32	- 154.78	= 1.54	589 - 462=127
Jeff A. Fruhling	12384	66	187	246	197	238	681	189.35	- 187.64	= 1.71	681 - 561=120
Doug Giles	13224	75	176	264	158	225	647	177.83	- 176.32	= 1.51	647 - 528=119
Cory D. Waddell	14256	69	206	258	236	238	732	208.17	- 206.61	= 1.56	732 - 618=114
Jerred J. Johnson	1245	6	bk205	267	246	214	727	219.11	- 207.50	= 11.61	727 - 615=112
Shawn E. Mizner	11815	66	179	229	204	180	613	180.12	- 179.02	= 1.10	613 - 537=76
Brad M. Olson	7269	36	201	245	198	235	678	203.77	- 201.92	= 1.85	678 - 603=75
David D. Hibberd	12415	66	188	205	235	198	638	189.17	- 188.11	= 1.07	638 - 564=74
Brandon J. Clement	8634	60	143	173	171	157	501	145.00	- 143.90	= 1.10	501 - 429=72
Ryan E. Walton	13589	66	205	232	199	244	675	206.72	- 205.89	= 0.83	675 - 615=60
John W. Paul	8981	75	119	166	121	125	412	120.42	- 119.75	= 0.68	412 - 357=55
Mike Brown	13301	69	192	200	238	192	630	193.49	- 192.77	= 0.72	630 - 576=54
Tom Richmond	14844	75	197	190	215	236	641	198.53	- 197.92	= 0.61	641 - 591=50
Bill Kirkland	11270	72	156	135	190	193	518	157.17	- 156.53	= 0.65	518 - 468=50
Anthony C. Eigenberg	15621	78	200	248	187	214	649	200.86	- 200.27	= 0.59	649 - 600=49
Scott A. Bauer	14276	72	198	189	218	234	641	198.89	- 198.28	= 0.62	641 - 594=47
Bob Cherry	9134	78	117	128	151	114	393	117.62	- 117.10	= 0.51	393 - 351=42
Lane E. Riffey	13298	75	177	215	178	177	570	177.79	- 177.31	= 0.49	570 - 531=39
John L. Krotz	2830	15	188	216	182	202	600	190.56	- 188.67	= 1.89	600 - 564=36
Mark A. Woodside	7905	54	146	139	190	145	474	147.00	- 146.39	= 0.61	474 - 438=36
Nathan Banks	6718	39	172	181	214	156	551	173.07	- 172.26	= 0.82	551 - 516=35
Brandon M. Conyers	13720	72	190	142	227	226	595	190.87	- 190.56	= 0.31	595 - 570=25
Chuck M. Brisbin	15128	72	210	238	216	197	651	210.39	- 210.11	= 0.28	651 - 630=21
Jason S. Feddersen	15717	72	218	208	266	201	675	218.56	- 218.29	= 0.27	675 - 654=21
Austin M. Longmore	12936	66	196	190	207	211	608	196.29	- 196.00	= 0.29	608 - 588=20
Ivan D. Stones	12806	75	170	181	190	158	529	170.96	- 170.75	= 0.21	529 - 510=19
Bob Stevens	11943	75	159	190	140	163	493	159.44	- 159.24	= 0.20	493 - 477=16
Brooks D. Paul	9554	78	122	131	138	110	379	122.63	- 122.49	= 0.14	379 - 366=13
Tom McLeod	4519	24	188	129	205	242	576	188.70	- 188.29	= 0.41	576 - 564=12
Leroy H. Hoss	8787	60	146	149	162	137	448	146.59	- 146.45	= 0.14	448 - 438=10
Jarod D. Zikmund	15365	72	213	217	245	186	648	213.51	- 213.40	= 0.10	648 - 639=9
Masato M. Sugita	14706	78	188	207	217	148	572	188.62	- 188.54	= 0.08	572 - 564=8
Brent E. Hollis	3235	21	154	145	166	159	470	154.38	- 154.05	= 0.33	470 - 462=8
Chris L. Stapleton	12897	78	165	193	155	153	501	165.41	- 165.35	= 0.06	501 - 495=6
Dave Jamrog	2465	15	bk164	167	159	168	494	164.39	- 164.33	= 0.06	494 - 492=2
Josh K. Krolkowski	12663	66	191	180	173	221	574	191.84	- 191.86	= -0.02	574 - 573=1

Classic 2024-25

Name	-----Old-----		Old					---Average Change---			Weekly Over Avg
	Pins	Games	Avg	-1-	-2-	-3-	Total	New	Old	----> +/-	Series Avg +/-
Kevin L. Wise	14071	75	187	185	184	191	560	187.58	- 187.61	= -0.04	560 - 561=-1
Andrew J. Kennedy	8614	60	143	130	141	156	427	143.51	- 143.57	= -0.06	427 - 429=-2
Cody D. Bristow	12424	72	172	202	130	180	512	172.48	- 172.56	= -0.08	512 - 516=-4
Trevor D. Hibberd	12759	72	177	178	191	157	526	177.13	- 177.21	= -0.08	526 - 531=-5
Larry L. Harrington	11400	72	158	160	149	157	466	158.21	- 158.33	= -0.12	466 - 474=-8
Jared J. Samuelson	14987	69	217	217	243	183	643	217.08	- 217.20	= -0.12	643 - 651=-8
Bobby Turner Jr	11900	69	172	161	180	166	507	172.32	- 172.46	= -0.14	507 - 516=-9
Jake W. Peden	11841	72	164	161	178	144	483	164.32	- 164.46	= -0.14	483 - 492=-9
Craig A. Schutt	11658	72	161	163	169	140	472	161.73	- 161.92	= -0.18	472 - 483=-11
Carter R. Hollis	15188	72	210	145	219	246	610	210.64	- 210.94	= -0.30	610 - 630=-20
Sean A. McBride	10692	75	142	126	148	127	401	142.22	- 142.56	= -0.34	401 - 426=-25
Jeremy J. Dalland	13080	60	218	178	191	258	627	217.57	- 218.00	= -0.43	627 - 654=-27
Ron J. Studnicka	12107	75	161	145	179	132	456	161.06	- 161.43	= -0.36	456 - 483=-27
Bob G. Vogt	2165	12	180	174	155	182	511	178.40	- 180.42	= -2.02	511 - 540=-29
Javan D. Clement	12177	72	169	198	161	117	476	168.71	- 169.13	= -0.42	476 - 507=-31
Mike McCollough	8219	51	161	157	158	136	451	160.56	- 161.16	= -0.60	451 - 483=-32
Ethan M. Mizner	5086	33	154	126	147	154	427	153.14	- 154.12	= -0.98	427 - 462=-35
Justin M. Hodges	13501	78	173	190	148	144	482	172.63	- 173.09	= -0.46	482 - 519=-37
Quentin S. Holliday	11186	78	143	103	138	139	380	142.79	- 143.41	= -0.62	380 - 429=-49
Jacob D. Roth	4884	48	101	89	70	93	252	100.71	- 101.75	= -1.04	252 - 303=-51
Justin R. Swanek	11869	57	208	172	206	191	569	207.30	- 208.23	= -0.93	569 - 624=-55
Ron A. Engel	563	3	bk166	153	152	135	440	167.17	- 187.67	= -20.50	440 - 498=-58
Dan Schmidt	11363	54	210	224	203	145	572	209.39	- 210.43	= -1.04	572 - 630=-58
Trevor A. Roberts	7848	50	156	168	92	138	398	155.58	- 156.96	= -1.38	398 - 468=-70
Hewitt P. Moyer	9058	51	177	146	167	135	448	176.04	- 177.61	= -1.57	448 - 531=-83

Classic 2024-25

Big Apple Fun Center

This report is for scores bowled March 31 which is Week 27 of 32

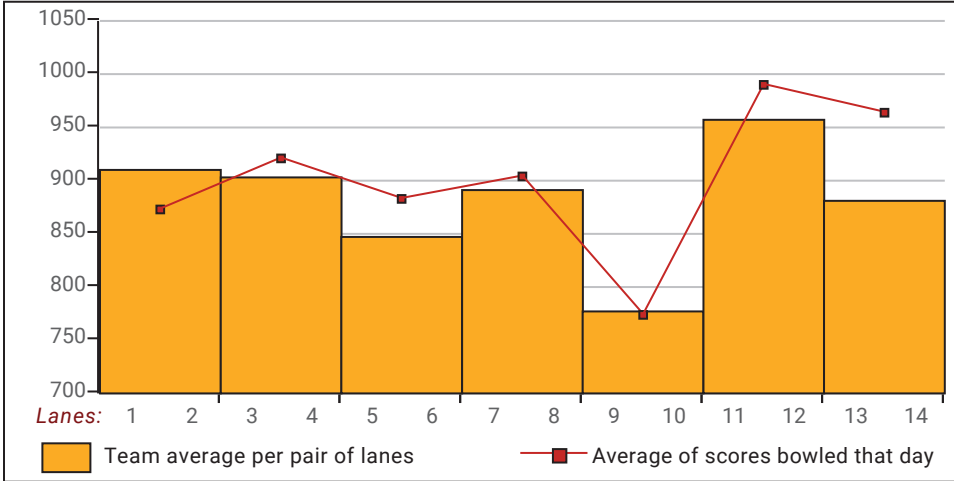
This Week's Statistics: Lefties vs Righties

Unless designated left handed, bowlers are considered right handed.

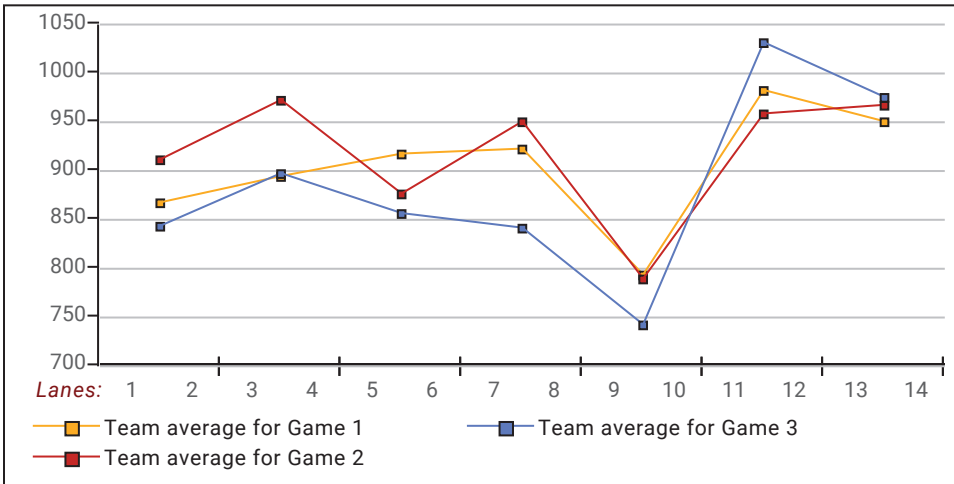
	Over All	Right	Left
How many people bowled	63	60	3
Number of games bowled	187	178	9
Actual average of week's scores	180.61	180.74	178.22
How many games above average	102	97	5
How many games below average	81	77	4
Pins above/below average per game	5.37	5.20	8.89
How many people raised average	37	35	2
by this amount	1.01	1.01	1.08
How many people went down	26	25	1
by this amount	-1.31	-1.30	-1.38
League average before bowling	175.93	176.22	169.99
League average after bowling	175.98	176.27	170.25
Change in league average	0.05	0.04	0.26
800s	--	--	--
775s	--	--	--
750s	--	--	--
725s	2	1	1
700s	--	--	--
675s	5	5	--
650s	1	1	--
625s	9	9	--
600s	4	4	--
575s	4	4	--
550s	7	7	--
525s	2	2	--
500s	6	6	--
475s	5	5	--
450s	6	5	1
425s	5	5	--
400s	2	2	--
below 400	5	4	1
300s	--	--	--
275s	--	--	--
250s	6	5	1
225s	23	21	2
200s	32	32	--
175s	41	40	1
150s	38	37	1
125s	38	35	3
100s	5	5	--
below 100	4	3	1

This report is for scores bowled March 31 which is Week 27 of 32

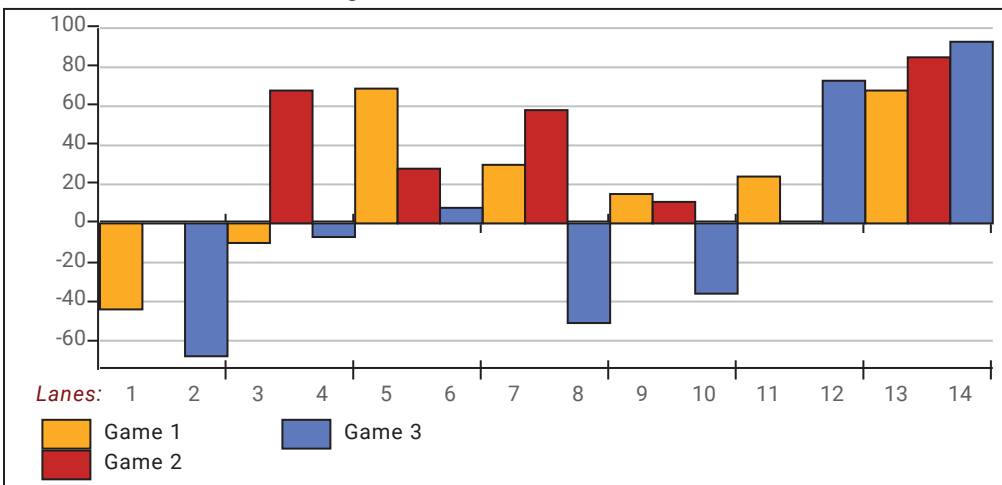
Team Average vs Avg of Scores



Average of Scores for Each Game

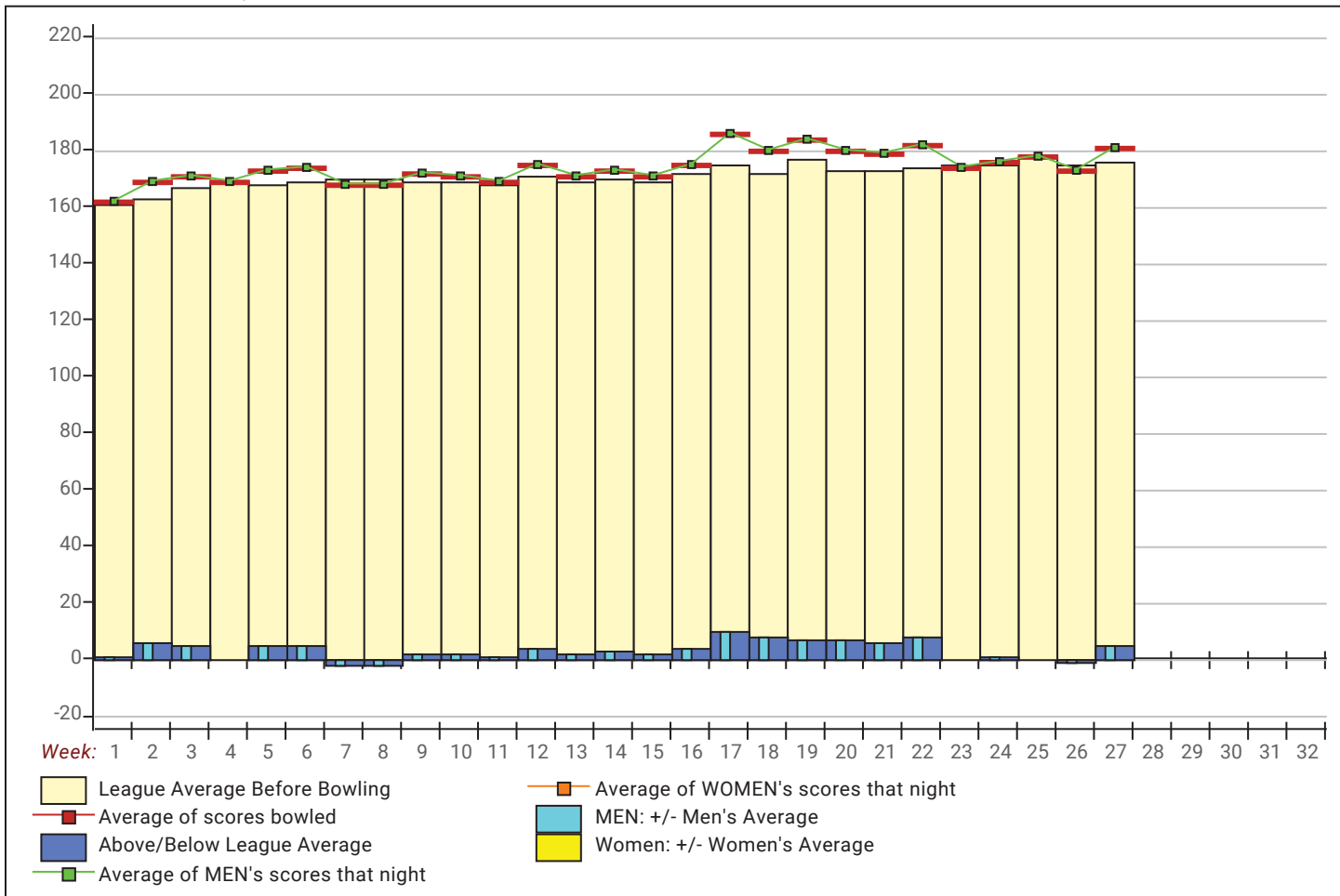


Amount Over/Under Team Average



This report is for scores bowled March 31 which is Week 27 of 32

League Average Week-by-Week



League Average Statistics for Last Week

	League	Right Hand	Left Hand
League Average Before Bowling	175.93	176.22	169.99
Average of scores bowled that night	180.61	180.74	178.22
New League Average After Bowling	175.98	176.27	170.25
Change in League Average	.05	.04	.26
People Who Bowled Over Average	37	35	2
People Who Bowled Under Average	26	25	1
Average Amount of Series Over Avg	58.73	57.80	75.00
Average Amount of Series Under Avg	-31.00	-29.44	-70.00
Difference Avg, NiteAvg	5.37	5.20	8.89
Number of Bowlers	63	60	3
Number of Games Bowled	187	178	9
People Who Raised Their Average	37	35	2
Raised By an Average of This Amount	1.01	1.01	1.08
People Who Lowered Their Average	26	25	1
Lowered By an Average of This Amou	-1.31	-1.30	-1.38
Number of Games Bowled Over Avera	102	97	5
Number of Games Bowled Under Avera	81	77	4

Note: Averages are based only on people who bowled.

Press Release -- 4/1/2025

3/31/2025 Week 27 of 32

Classic 2024-25

Monday 6:30 pm

Big Apple Fun Center

Lanes 1 - 14

Team Standings

Place	Team Name	Avg p/gm	Points Won	Points Lost	Year-To-Date WON	Y-T-D LOST
1	Peerless Machine	757	199½	80½	664½	415½
2	Super Cool Unnamed Team	998	192	88	609	471
3	West	904	164½	115½	555	525
4	Auto Central	762	150	130	513½	566½
5	Cornhusker Ag/Rising Ag	896	144½	135½	527½	552½
6	AB Service & Repair	908	144	136	548	532
7	Kirkland Siding	841	141	139	590½	489½
8	Common Cents Bookkeeping	909	135	145	484½	595½
9	Kennedy Arborcare	856	132½	147½	540½	539½
10	Sorensen Group	940	132	148	484	596
11	Little Mexico Restaurant	769	124½	155½	473	607
12	Jack Lederman Co.	898	98	182	460½	619½
13	Wii Bowling World Champs	860	94	186	554½	525½
14	Draw Team	869	108½	171½	555	525

*** Although not shown, standings are determined by points only for the current split

Last Week's Top Scores

Scratch Game		Scratch Series		Handicap Game		Handicap Series	
268	Johnny Nikkila	732	Cory Waddell	308	Johnny Nikkila	812	Johnny Nikkila
267	Jerred Johnson	727	Jerred Johnson	303	Doug Giles	772	Alex Peden
266	Jason Feddersen	692	Johnny Nikkila	277	Jerred Johnson	765	Jeff Fruhling
264	Doug Giles	681	Jeff Fruhling	274	Jeff Fruhling	764	Doug Giles
258	Jeremy Dalland	678	Brad Olson	269	Tom McLeod	759	Cory Waddell
258	Cory Waddell	675	Ryan Walton	267	Alex Peden	757	Jerred Johnson
248	Anthony Eigenberg	675	Jason Feddersen	267	Cory Waddell	721	Shawn Mizner
246	Jeff Fruhling	651	Chuck Brisbin	266	Jason Feddersen	720	Brad Olson
246	Carter Hollis	649	Anthony Eigenberg	265	Shawn Mizner	719	David Hibberd
245	Jarod Zikmund	648	Jarod Zikmund	263	Anthony Eigenberg	717	Brandon Clement
245	Brad Olson						

Local and Bowling Center Awards

Name	USBC ID Number	Award Average	Award Games	G1	G2	G3	Series	Award Score	Award Received
Bob Cherry	1494-11 USBC	117	78	128	151	114	393	151	150 Game (Local Assoc. Awards)
Brandon J. Clement	20-34209 USBC	143	60	173	171	157	501	501	500 Series (Local Assoc. Awards)
Brandon M. Conyers	11-187244 USBC	190	72	142	227	226	595	227	225 Game (Local Assoc. Awards)
	11-187244 USBC	190	72	142	227	226	595	226	225 Game (Local Assoc. Awards)
Jeff A. Fruhling	1494-261 USBC	187	66	246	197	238	681	246	225 Game (Local Assoc. Awards)
	1494-261 USBC	187	66	246	197	238	681	238	225 Game (Local Assoc. Awards)
Doug Giles	1494-1810 USBC	176	75	264	158	225	647	264	75 Pins Over Average (Local Assoc. Awards)
	1494-1810 USBC	176	75	264	158	225	647	264	250 Game (Local Assoc. Awards)
	1494-1810 USBC	176	75	264	158	225	647	225	225 Game (Local Assoc. Awards)
David D. Hibberd	1494-473 USBC	188	66	205	235	198	638	235	225 Game (Local Assoc. Awards)
Jerred J. Johnson	1494-2364 USBC	207	6	267	246	214	727	727	700 Series (Local Assoc. Awards)
	1494-2364 USBC	205	24	267	246	214	727	267	250 Game (Local Assoc. Awards)
Tom McLeod	1494-2556 USBC	188	24	129	205	242	576	242	225 Game (Local Assoc. Awards)
Shawn E. Mizner	1494-1721 USBC	179	66	229	204	180	613	229	225 Game (Local Assoc. Awards)
Johnny L. Nikkila	1494-182 USBC	175	72	211	268	213	692	692	600 Series (Local Assoc. Awards)
	1494-182 USBC	175	72	211	268	213	692	692	140 Pins Over Average (Local Assoc. Awards)
	1494-182 USBC	175	72	211	268	213	692	268	75 Pins Over Average (Local Assoc. Awards)
	1494-182 USBC	175	72	211	268	213	692	268	250 Game (Local Assoc. Awards)

Press Release -- 4/1/2025

Classic 2024-25

Name	USBC ID Number	Award Average	Award Games	G1	G2	G3	Series	Award Score	Award Received
Johnny L. Nikkila	1494-182 USBC	175		211	268	213	692	268	Clean Game (199 Average or Les (Local Ass
John W. Paul	9726-4345 USBC	119	75	166	121	125	412	412	400 Series (Local Assoc. Awards)
	9726-4345 USBC	119	75	166	121	125	412	166	150 Game (Local Assoc. Awards)
Alex J. Peden	9726-4346 USBC	154	78	204	206	179	589	204	200 Game (Local Assoc. Awards)
	9726-4346 USBC	154	78	204	206	179	589	206	200 Game (Local Assoc. Awards)
Cory D. Waddell	723-2887 USBC	206	69	258	236	238	732	732	700 Series (Local Assoc. Awards)
	723-2887 USBC	206	69	258	236	238	732	258	250 Game (Local Assoc. Awards)