

# Classic 2024-25

Monday 6:30 pm

## Big Apple Fun Center

Lanes 1 - 14

President: Doug Giles is on Lane 12 (308)627-5683  
 Vice President: Austin Longmore is on Lane 9 (308)233-1251  
 Secretary/Treasurer: Gary Hatcher is on Lane 10 (308)238-3914

### Team Standings

Place	#	Team Name	Points Won	Points Lost	%Won	Pins + HDCP	Scratch Pins	Avg p/gm	High Game	High Sers	HDCP Game	HDCP Sers
1	5	Super Cool Unnamed Team	159	41	79.5	82968	74823	997	1203	3311	1312	3638
2	7	Peerless Machine	140½	59½	70.3	83504	56300	750	887	2578	1215	3547
3	8	West	121	79	60.5	82385	67841	904	1087	3035	1245	3491
4	11	Cornhusker Ag/Rising Ag	112½	87½	56.3	82877	67502	900	1073	3013	1280	3634
5	13	Auto Central	109	91	54.5	82338	57249	763	923	2505	1241	3466
6	6	Sorensen Group	82	78	51.3	77425	67630	939	1171	3189	1327	3657
7	4	Little Mexico Restaurant	95½	104½	47.8	80871	57849	771	918	2559	1191	3397
8	9	AB Service & Repair	91	109	45.5	82246	68185	909	1036	3014	1256	3539
9	3	Kirkland Siding	89	111	44.5	82641	62847	837	1099	2898	1332	3597
10	12	Common Cents Bookkeeping	87	113	43.5	81412	68008	906	1075	3000	1238	3489
11	2	Kennedy Arborcare	62	98	38.8	82395	64110	854	1027	2851	1246	3553
12	10	Wii Bowling World Champs	70	130	35.0	82582	64498	859	1024	2929	1241	3528
13	14	Jack Lederman Co.	69	131	34.5	81854	67385	898	1137	2999	1287	3449
14	1	Draw Team	72½	127½		81746	64880	865	1171	3189	1327	3657

**\*\* Teams appear out of order because standings are determined by percentage of wins to losses, NOT total points**

### Review of Last Week's Bowling.....

Lanes	Team Name	HDCP -1-	HDCP -2-	HDCP -3-	HDCP Total	Last Wk WON		Team Name	HDCP -1-	HDCP -2-	HDCP -3-	HDCP Total	Last Wk WON
1-2	Draw Team	1053	1100	1044	3197	15	<-->	Auto Central	1089	1048	1075	3212	25
3-4	Common Cents Bookk	1145	1130	1104	3379	34	<-->	Wii Bowling World Ch	1050	1063	1058	3171	6
5-6	Cornhusker Ag/Rising	1053	1100	1044	3197	15½	<-->	Little Mexico Restaur	1036	1157	1094	3287	24½
7-8	Kennedy Arborcare	1096	1125	1142	3363	0	<-->	Sorensen Group	0	0	0	0	0
9-10	AB Service & Repair	1015	1061	1100	3176	9	<-->	Super Cool Unnamed	1176	1085	1166	3427	31
11-12	West	1048	1095	1119	3262	27	<-->	Jack Lederman Co.	1029	1036	1121	3186	13
13-14	Kirkland Siding	1078	1050	1030	3158	14	<-->	Peerless Machine	1117	1032	1141	3290	26

### Lane Assignments

	1-2	3-4	5-6	7-8	9-10	11-12	13-14
Wk26 03/24	1- 4	13- 7	14- 9	5- 11	12- 8	3- 6	10- 2
Wk27 03/31	1- 9	8- 2	3- 10	14- 12	4- 13	11- 6	7- 5
Wk28 04/07	1- 8	5- 4	7- 11	9- 13	10- 14	3- 2	6- 12

### Last Week's Top Scores

Team Scratch Game		Team Scratch Series		Team Handicap Game		Team Handicap Series	
1068	Super Cool Unnamed Team	3103	Super Cool Unnamed Team	1176	Super Cool Unnamed Team	3427	Super Cool Unnam
995	Common Cents Bookkeepi	2929	Common Cents Bookkeepi	1157	Little Mexico Restaurant	3379	Common Cents Bo
994	West	2887	West	1145	Common Cents Bookkeepi	3363	Kennedy Arborcare
974	AB Service & Repair	2798	AB Service & Repair	1142	Kennedy Arborcare	3290	Peerless Machine
956	Cornhusker Ag/Rising Ag	2765	Cornhusker Ag/Rising Ag	1141	Peerless Machine	3287	Little Mexico Resta
940	Jack Lederman Co.	2733	Kennedy Arborcare	1121	Jack Lederman Co.	3262	West
932	Kennedy Arborcare	2643	Jack Lederman Co.	1119	West	3212	Auto Central
886	Wii Bowling World Champs	2640	Wii Bowling World Champs	1100	AB Service & Repair	3197	Cornhusker Ag/Risi
877	Kirkland Siding	2555	Kirkland Siding	1100	Cornhusker Ag/Rising Ag	3186	Jack Lederman Co.
842	Little Mexico Restaurant	2351	Peerless Machine	1089	Auto Central	3176	AB Service & Repai
828	Peerless Machine	2342	Little Mexico Restaurant	1078	Kirkland Siding	3171	Wii Bowling World
783	Auto Central	2294	Auto Central	1063	Wii Bowling World Champs	3158	Kirkland Siding

**Last Week's Top Scores - Continued**

Scratch Game		Scratch Series		Handicap Game		Handicap Series	
255	Scott Bauer	691	Scott Bauer	283	Ron Engel	768	Brandon Conyers
253	Dan Schmidt	687	Brandon Conyers	273	Scott Bauer	745	Scott Bauer
247	Mark Yonkers	684	Carter Hollis	273	Brandon Conyers	734	Kevin Wise
246	Brandon Conyers	683	Mark Yonkers	269	Jeremy Sklenar	732	Jeremy Sklenar
244	Carter Hollis	682	Dan Schmidt	267	Dirk Yonkers	729	Dirk Yonkers
243	Anthony Eigenberg	677	Jarod Zikmund	264	Tyler Mizner	725	Mark Yonkers
243	Jeremy Sklenar	673	Anthony Eigenberg	263	Andrew Kennedy	723	Tyler Mizner
237	Austin Longmore	662	Jared Samuelson	262	Kevin Wise	721	Anthony Eigenberg
237	Jared Samuelson	654	Jeremy Sklenar	261	Mark Yonkers	710	Ron Engel
235	Michael Marcellus	647	Kevin Wise	260	Trevor Hibberd	708	Chris Stapleton
235	Gordon Thiessen			260	Dan Schmidt		

**Season High Scores**

Team Scratch Game		Team Scratch Series		Team Handicap Game		Team Handicap Series	
1203	Super Cool Unnamed Team	3311	Super Cool Unnamed Team	1332	Kirkland Siding	3657	Sorensen Group
1171	Sorensen Group	3189	Sorensen Group	1327	Sorensen Group	3638	Super Cool Unnam
1137	Jack Lederman Co.	3035	West	1312	Super Cool Unnamed Team	3634	Cornhusker Ag/Risi
1099	Kirkland Siding	3014	AB Service & Repair	1287	Jack Lederman Co.	3597	Kirkland Siding
1087	West	3013	Cornhusker Ag/Rising Ag	1280	Cornhusker Ag/Rising Ag	3553	Kennedy Arborcare
1075	Common Cents Bookkeepi	3000	Common Cents Bookkeepi	1256	AB Service & Repair	3547	Peerless Machine
1073	Cornhusker Ag/Rising Ag	2999	Jack Lederman Co.	1246	Kennedy Arborcare	3539	AB Service & Repai
1036	AB Service & Repair	2929	Wii Bowling World Champs	1245	West	3528	Wii Bowling World
1027	Kennedy Arborcare	2898	Kirkland Siding	1241	Wii Bowling World Champs	3491	West
1024	Wii Bowling World Champs	2851	Kennedy Arborcare	1241	Auto Central	3489	Common Cents Bo
923	Auto Central	2578	Peerless Machine	1238	Common Cents Bookkeepi	3466	Auto Central
918	Little Mexico Restaurant	2559	Little Mexico Restaurant	1215	Peerless Machine	3449	Jack Lederman Co.
887	Peerless Machine	2505	Auto Central	1191	Little Mexico Restaurant	3397	Little Mexico Resta

Scratch Game		Scratch Series		Handicap Game		Handicap Series	
300	Gordon Thiessen	778	Jared Samuelson	317	Trevor Hibberd	851	Hewitt Moyer
300	Jared Samuelson	760	Gordon Thiessen	311	Conan Gifford	823	Kevin Wise
299	Jarod Zikmund	755	Carter Hollis	310	Justin Hodges	816	Masato Sugita
290	Jason Feddersen	735	Austin Longmore	310	Hewitt Moyer	809	Bobby Turner Jr
289	Jeremy Dalland	735	Josh Krolikowski	308	Bobby Turner Jr	807	Josh Krolikowski
286	Cory Waddell	728	Jason Feddersen	307	Jake Peden	804	Austin Longmore
283	Josh Krolikowski	726	Jeremy Dalland	307	Masato Sugita	801	Tom McLeod
278	Anthony Eigenberg	721	Jarod Zikmund	304	Josh Krolikowski	797	Carter Hollis
275	Chuck Brisbin	720	Cory Waddell	304	Jared Samuelson	795	Javan Clement
270	Masato Sugita	719	Hewitt Moyer	303	Jarod Zikmund	790	Jared Samuelson
270	Trevor Hibberd						

**Team Rosters**

**1 - Draw Team**

Name	Avg	HDCP	Pins	Gms	Points Won	High Game	High Sers	HDCP Game	HDCP Sers	0's	200's	250's	0's	600's	700's
				72	44.5	269	705	293	783	44	22	6	13	10	1
				57	43.5	257	660	293	768	42	14	1	15	4	--
				21	11.0	259	684	298	801	13	6	2	5	2	--
				6	7.0	243	654	269	732	2	4	--	--	2	--
				69	58.0	255	691	277	771	34	32	3	11	12	--
				63	52.0	256	708	274	761	21	38	4	7	12	2
				6	6.0	254	715	264	745	2	3	1	1	--	1
				69	50.5	275	709	285	760	28	36	5	5	15	3

**2 - Kennedy Arborcare**

Name	Avg	HDCP	Pins	Gms	Points Won	High Game	High Sers	HDCP Game	HDCP Sers	0's	200's	250's	0's	600's	700's
Matthew J. Doerr	129	86	4287	33	16.5	168	436	245	694	33	--	--	11	--	--
Andrew J. Kennedy	143	72	8177	57	37.0	194	494	270	734	57	--	--	19	--	--
Mike McCollough	160	55	7689	48	29.0	197	530	253	706	48	--	--	16	--	--
Brandon M. Conyers	190	25	13158	69	58.5	247	687	281	769	40	29	--	16	7	--
Kevin L. Wise	187	28	13483	72	43.0	256	691	290	823	47	24	1	17	7	--
Masato M. Sugita	188	27	14158	75	49.0	270	705	307	816	52	21	2	20	4	1

3 - Kirkland Siding

Name	Avg	HDCP	Pins	Gms	Points Won	High Game	High Sers	HDCP Game	HDCP Sers	0's	200's	250's	0's	600's	700's
Bill Kirkland	157	58	10886	69	41.0	224	548	281	722	65	4	--	23	--	--
Conan R. Gifford	158	57	8898	56	43.0	252	583	311	778	52	3	1	18	--	--
Larry L. Harrington	157	58	10891	69	46.0	200	545	264	743	68	1	--	23	--	--
Bobby Turner Jr	171	44	11309	66	50.0	257	665	308	809	58	6	2	19	3	--
Brad M. Olson	201	14	6649	33	21.0	249	682	267	742	15	18	--	5	6	--
Lane E. Riffey	177	38	12790	72	54.5	254	604	296	748	61	10	1	22	2	--

4 - Little Mexico Restaurant

Name	Avg	HDCP	Pins	Gms	Points Won	High Game	High Sers	HDCP Game	HDCP Sers	0's	200's	250's	0's	600's	700's
Nolan P. Parr	128	87	5392	42	27.5	175	437	263	688	42	--	--	14	--	--
Nathan Banks	172	43	6718	39	25.5	220	560	264	692	33	6	--	13	--	--
Dave Jamrog	167	48	2005	12	11.0	205	545	272	746	11	1	--	4	--	--
Quentin S. Holliday	143	72	10726	75	49.0	212	494	287	719	74	1	--	25	--	--
Trevor A. Roberts	157	58	7404	47	26.0	217	536	270	705	45	2	--	15	--	--
Scott A. Asay	143	72	5152	36	21.0	184	503	269	758	36	--	--	12	--	--
Craig A. Schutt	162	53	11214	69	39.0	221	539	274	689	65	4	--	23	--	--

5 - Super Cool Unnamed Team

Name	Avg	HDCP	Pins	Gms	Points Won	High Game	High Sers	HDCP Game	HDCP Sers	0's	200's	250's	0's	600's	700's
Tom Richmond	198	17	14274	72	44.5	269	705	293	783	44	22	6	13	10	1
Jason D. Stubbs	183	32	10482	57	43.5	257	660	293	768	42	14	1	15	4	--
Tom McLeod	189	26	3973	21	11.0	259	684	298	801	13	6	2	5	2	--
Jeremy D. Sklenar	bk189	26	1293	6	7.0	243	654	269	732	2	4	--	--	2	--
Scott A. Bauer	199	16	13742	69	58.0	255	691	277	771	34	32	3	11	12	--
Ryan E. Walton	206	9	13033	63	52.0	256	708	274	761	21	38	4	7	12	2
Todd M. Mathews	bk205	10	1284	6	6.0	254	715	264	745	2	3	1	1	--	1
Chuck M. Brisbin	209	6	14483	69	50.5	275	709	285	760	28	36	5	5	15	3

6 - Sorensen Group

Name	Avg	HDCP	Pins	Gms	Points Won	High Game	High Sers	HDCP Game	HDCP Sers	0's	200's	250's	0's	600's	700's
Doug Giles	177	38	12250	69	37.0	246	591	295	738	55	14	--	23	--	--
Chris R. Lytle	166	49	8976	54	31.5	216	610	264	730	48	6	--	17	1	--
Logan J. Albright	183	32	8263	45	30.5	236	614	274	736	34	11	--	13	2	--
Jeff A. Fruhling	188	27	11316	60	40.0	258	681	294	771	39	19	2	14	6	--
Josh K. Krolikowski	194	21	12235	63	40.0	283	735	304	807	39	19	5	15	4	2
Jerred J. Johnson	bk205	10	1245	6	4.0	226	631	236	661	2	4	--	--	2	--
Jeremy J. Dalland	217	0	11751	54	38.0	289	726	289	721	13	35	6	2	13	3

7 - Peerless Machine

Name	Avg	HDCP	Pins	Gms	Points Won	High Game	High Sers	HDCP Game	HDCP Sers	0's	200's	250's	0's	600's	700's
Jacob M. Rodriguez	102	113	924	9	5.0	146	334	256	664	9	--	--	3	--	--
Brooks D. Paul	122	93	9172	75	46.5	170	428	267	728	75	--	--	25	--	--
John W. Paul	120	95	8650	72	50.0	162	445	263	739	72	--	--	24	--	--
Nate Grabenstein	110	105	332	3		119	332	224	647	3	--	--	1	--	--
Alex J. Peden	153	62	11492	75	62.0	214	561	280	759	73	2	--	25	--	--
Jake W. Peden	164	51	11341	69	54.0	247	593	307	773	64	5	--	23	--	--
Cory D. Waddell	206	9	13610	66	57.5	286	720	301	769	27	34	5	9	10	3

8 - West

Name	Avg	HDCP	Pins	Gms	Points Won	High Game	High Sers	HDCP Game	HDCP Sers	0's	200's	250's	0's	600's	700's
Bob Stevens	159	56	11449	72	47.5	233	592	292	769	67	5	--	24	--	--
Jerry Schmitz	185	30	3335	18	15.0	210	616	248	724	10	8	--	5	1	--
Johnny L. Nikkila	176	39	12177	69	54.5	246	622	287	787	57	12	--	21	2	--
Ivan D. Stones	171	44	12351	72	48.0	226	591	275	729	60	12	--	24	--	--
Gary D. Hatcher	178	37	11231	63	35.0	226	623	267	746	49	14	--	19	2	--
Gordon E. Thiessen	226	0	4746	21	17.5	300	760	300	760	5	11	5	--	4	3
Justin R. Swanek	208	7	11869	57	35.0	268	692	274	719	24	31	2	4	15	--

9 - AB Service & Repair

Name	Avg	HDCP	Pins	Gms	Points	High	High	HDCP	HDCP	0's	200's	250's	0's	600's	700's
					Won	Game	Sers	Game	Sers						
Eric R. Bedke	206	9	618	3	4.0	227	618	236	645	1	2	--	--	1	--
Tom Soderholm	bk188	27	1147	6	4.0	211	584	238	665	4	2	--	2	--	--
Mike Brown	191	24	12639	66	50.0	242	664	270	748	41	25	--	15	7	--
Sean A. McBride	142	73	10282	72	48.5	184	511	260	736	72	--	--	24	--	--
Cody D. Bristow	173	42	11949	69	52.0	247	603	301	763	50	19	--	22	1	--
Kurt L. Schmidt	195	20	12317	63	41.0	247	650	272	745	35	28	--	13	8	--
Dan Schmidt	209	6	10689	51	35.5	268	715	276	739	16	32	3	3	13	1

10 - Wii Bowling World Champs

Name	Avg	HDCP	Pins	Gms	Points	High	High	HDCP	HDCP	0's	200's	250's	0's	600's	700's
					Won	Game	Sers	Game	Sers						
Scott A. Feddersen	160	55	3857	24	21.0	192	552	255	726	24	--	--	8	--	--
Jacob D. Roth	101	114	4884	48	35.0	184	398	299	743	48	--	--	16	--	--
Brandon J. Clement	143	72	8634	60	35.5	212	511	285	739	58	2	--	20	--	--
Javan D. Clement	168	47	11655	69	56.0	236	612	299	795	55	14	--	21	2	--
Matt W. Morrow	173	42	4154	24	15.0	202	553	244	671	22	2	--	8	--	--
Anthony C. Eigenberg	200	15	15054	75	51.5	278	714	293	750	32	41	2	15	9	1
Jason S. Feddersen	219	0	15169	69	48.0	290	728	302	764	19	38	12	4	11	8

11 - Cornhusker Ag/Rising Ag

Name	Avg	HDCP	Pins	Gms	Points	High	High	HDCP	HDCP	0's	200's	250's	0's	600's	700's
					Won	Game	Sers	Game	Sers						
Blake R. Bogus	143	72	6444	45	37.5	202	507	279	738	44	1	--	15	--	--
Doug Samuelson	138	77	6216	45	30.0	192	485	274	741	45	--	--	15	--	--
Brent E. Hollis	154	61	2787	18	12.0	226	511	300	733	17	1	--	6	--	--
Danny Jeffries	174	41	9960	57	37.5	205	579	256	726	53	4	--	19	--	--
Bob G. Vogt	180	35	2165	12	10.0	218	631	269	784	7	5	--	3	1	--
Hewitt P. Moyer	178	37	8563	48	33.0	266	719	310	851	38	9	1	15	--	1
Carter R. Hollis	210	5	14535	69	41.5	269	755	280	797	24	35	10	4	17	2
Jared J. Samuelson	217	0	14987	69	44.0	300	778	304	790	21	39	9	4	16	3

12 - Common Cents Bookkeeping

Name	Avg	HDCP	Pins	Gms	Points	High	High	HDCP	HDCP	0's	200's	250's	0's	600's	700's
					Won	Game	Sers	Game	Sers						
Ethan M. Mizner	154	61	5086	33	16.5	237	547	291	739	30	3	--	11	--	--
Justin M. Hodges	172	43	12970	75	54.0	256	619	310	770	63	11	1	22	3	--
Shawn E. Mizner	178	37	11215	63	33.0	243	599	282	724	49	14	--	21	--	--
Tyler L. Mizner	187	28	10113	54	42.0	235	633	267	723	37	17	--	16	2	--
Michael G. Marcellus	196	19	14734	75	50.0	257	667	277	742	42	31	2	12	13	--
Austin M. Longmore	195	20	12285	63	44.5	267	735	290	804	36	25	2	12	8	1

13 - Auto Central

Name	Avg	HDCP	Pins	Gms	Points	High	High	HDCP	HDCP	0's	200's	250's	0's	600's	700's
					Won	Game	Sers	Game	Sers						
Bob Cherry	117	98	8784	75	58.0	167	430	273	744	75	--	--	25	--	--
Bob J. Hunt	142	73	6824	48	33.0	215	506	297	752	46	2	--	16	--	--
Mark A. Woodside	146	69	7461	51	33.0	206	498	277	714	50	1	--	17	--	--
Chris C. Hunt	153	62	2755	18	8.0	212	528	251	663	16	2	--	6	--	--
Chris L. Stapleton	166	49	12457	75	41.0	224	599	278	764	67	8	--	25	--	--
Kevin L. Moriarty	180	35	12991	72	41.0	265	661	301	775	51	19	2	19	5	--
John L. Krotz	188	27	2830	15	9.0	236	591	275	708	11	4	--	5	--	--

14 - Jack Lederman Co.

Name	Avg	HDCP	Pins	Gms	Points	High	High	HDCP	HDCP	0's	200's	250's	0's	600's	700's
					Won	Game	Sers	Game	Sers						
Ron J. Studnicka	160	55	11591	72	48.0	223	544	283	724	66	6	--	24	--	--
Trevor D. Hibberd	176	39	12186	69	44.5	270	666	317	786	57	10	2	22	1	--
Leroy H. Hoss	147	68	8392	57	33.0	200	499	267	700	56	1	--	19	--	--
Eric R. Zikmund	197	18	7687	39	23.0	257	698	282	764	20	17	2	8	5	--
David D. Hibberd	188	27	11853	63	32.0	247	642	281	744	40	23	--	15	6	--
Jarod D. Zikmund	212	3	14696	69	44.5	299	721	303	739	23	36	10	3	18	2

**Temporary Substitutes**

Name	Avg	HDCP	Pins	Gms	Points Won	High Game	High Sers	HDCP Game	HDCP Sers	0's	200's	250's	0's	600's	700's
Tim Adkins	194	21	1748	9	7.0	214	602	262	746	6	3	--	2	1	--
Keith A. Albright	205	10	615	3	2.0	227	615	237	645	1	2	--	--	1	--
Brandon Brinegar	117	98	1055	9	1.5	145	383	232	644	9	--	--	3	--	--
Chris P. Drew	129	86	779	6	5.5	175	445	279	757	6	--	--	2	--	--
Ron A. Engel	bk166	49	563	3	3.0	234	563	283	710	2	1	--	1	--	--
Cruz A. Evans	168	47	8108	48	27.0	244	588	294	737	40	8	--	16	--	--
Larry K. Giddings	bk181	34	999	6	1.0	201	544	235	646	5	1	--	2	--	--
Micah J. Hadley	183	32	550	3		213	550	245	646	2	1	--	1	--	--
Rich Hancock	bk162	53	969	6	6.0	182	502	235	661	6	--	--	2	--	--
Carson M. Hemmer	137	78	824	6	3.0	169	417	245	645	6	--	--	2	--	--
Doug Houtz	167	48	2517	15	11.0	201	561	247	699	14	1	--	5	--	--
Ben L. Howard	bk180	35	1061	6	1.0	210	590	245	695	5	1	--	2	--	--
Greg A. Pettit	200	15	3411	17	6.0	247	658	263	706	8	9	--	2	3	--
Richard M. Serr	bk161	54	1013	6	4.0	195	524	249	686	6	--	--	2	--	--
Devon L. Smith	bk184	31	1111	6	1.5	212	569	243	662	5	1	--	2	--	--
Keith J. Smith	165	50	496	3	3.0	177	496	227	646	3	--	--	1	--	--
Bob Verbeck	133	82	400	3	2.0	156	400	238	646	3	--	--	1	--	--
Dirk C. Yonkers	bk175	40	609	3	3.0	227	609	267	729	1	2	--	--	1	--
Mark A. Yonkers	198	17	1789	9	6.0	247	683	261	725	5	4	--	2	1	--

**High Individual Match Points**

62 Alex Peden	58.5 Brandon Conyers	58 Scott Bauer	58 Bob Cherry
57.5 Cory Waddell	56 Javan Clement	54.5 Lane Riffey	54.5 Johnny Nikkila
54 Jake Peden	54 Justin Hodges	52 Ryan Walton	52 Cody Bristow
51.5 Anthony Eigenberg	50.5 Chuck Brisbin	50 Michael Marcellus	50 Bobby Turner Jr

**Individual High Averages**

226.00 Gordon Thiessen	219.84 Jason Feddersen	217.61 Jeremy Dalland	217.20 Jared Samuelson
212.99 Jarod Zikmund	210.65 Carter Hollis	209.90 Chuck Brisbin	209.59 Dan Schmidt
208.23 Justin Swanek	206.87 Ryan Walton	206.21 Cory Waddell	201.48 Brad Olson
200.72 Anthony Eigenberg	199.16 Scott Bauer	198.25 Tom Richmond	197.10 Eric Zikmund
196.45 Michael Marcellus	195.51 Kurt Schmidt	195.00 Austin Longmore	194.21 Josh Krolikowski

**Most Improved Average**

153 to 173.17 = +20.17	Cody Bristow	189 to 206.21 = +17.21	Cory Waddell
183 to 199.16 = +16.16	Scott Bauer	150 to 164.36 = +14.36	Jake Peden
177 to 190.70 = +13.70	Brandon Conyers	163 to 176.48 = +13.48	Johnny Nikkila
149 to 160.99 = +11.99	Ron Studnicka	157 to 168.91 = +11.91	Javan Clement
131 to 142.17 = +11.17	Bob Hunt	179 to 188.77 = +9.77	Masato Sugita

**Most Un-Improved Averages**

179 to 166.22 = -12.78	Chris Lytle	229 to 217.61 = -11.39	Jeremy Dalland
229 to 219.84 = -9.16	Jason Feddersen	208 to 200.72 = -7.28	Anthony Eigenberg
176 to 168.92 = -7.08	Cruz Evans	164 to 157.53 = -6.47	Trevor Roberts
181 to 178.02 = -2.98	Shawn Mizner	165 to 162.52 = -2.48	Craig Schutt
132 to 129.91 = -2.09	Matthew Doerr	210 to 208.23 = -1.77	Justin Swanek

# Classic 2024-25

## Big Apple Fun Center

### Reprint of Scores -- Week 25

#### Lane 1 1 - Draw Team-Cornhusker Ag/Rising Ag

Name	Old Avg	Old HDCP	-1-	-2-	-3-	Total	HDCP Total
			164	161	131	456	675
			160	182	167	509	629
			130	161	163	454	529
			244	215	225	684	702
			211	237	214	662	662
			====	====	====	====	====
Scratch Total			909	956	900	2765	2765
Handicap			144	144	144		432
Total			1053	1100	1044	2765	3197
Team Points Won			0.0	5.0	0.0	5.0	5.0
Match Points Won			3.0	3.0	2.0	10.0	10.0
Total Points Won			3.0	8.0	2.0	15.0	15.0

#### Lane 2 13 - Auto Central Week 25 3/17/2025

Name	Old Avg	Old HDCP	-1-	-2-	-3-	Total	HDCP Total
Bob Cherry	117	98	117	105	126	348	642
Bob Verbeck	133	82	156	130	114	400	646
Rich Hancock	bk162	53	158	144	165	467	626
Chris L. Stapleton	165	50	198	203	157	558	708
John L. Krotz	192	23	154	160	207	521	590
			====	====	====	====	====
Scratch Total			783	742	769	2294	2294
Handicap			306	306	306		918
Total			1089	1048	1075	2294	3212
Team Points Won			5.0	0.0	5.0	15.0	15.0
Match Points Won			2.0	2.0	3.0	10.0	10.0
Total Points Won			7.0	2.0	8.0	25.0	25.0

#### Lane 3 12 - Common Cents Bookkeeping Week 25 3/17/2025

Name	Old Avg	Old HDCP	-1-	-2-	-3-	Total	HDCP Total
Justin M. Hodges	173	42	161	134	213	508	634
Shawn E. Mizner	178	37	193	148	190	531	642
Tyler L. Mizner	185	30	234	226	173	633	723
Michael G. Marcellus	195	20	181	235	221	637	697
Austin M. Longmore	194	21	226	237	157	620	683
			====	====	====	====	====
Scratch Total			995	980	954	2929	2929
Handicap			150	150	150		450
Total			1145	1130	1104	2929	3379
Team Points Won			5.0	5.0	5.0	20.0	20.0
Match Points Won			4.0	4.0	3.0	14.0	14.0
Total Points Won			9.0	9.0	8.0	34.0	34.0

#### Lane 4 10 - Wii Bowling World Champs Week 25 3/17/2025

Name	Old Avg	Old HDCP	-1-	-2-	-3-	Total	HDCP Total
Brandon J. Clement	144	71	119	104	154	377	590
Javan D. Clement	168	47	178	191	152	521	662
Matt W. Morrow	172	43	171	183	174	528	657
Anthony C. Eigenberg	199	16	243	214	216	673	721
Jason S. Feddersen	221	0	162	194	185	541	541
			====	====	====	====	====
Scratch Total			873	886	881	2640	2640
Handicap			177	177	177		531
Total			1050	1063	1058	2640	3171
Team Points Won			0.0	0.0	0.0	0.0	0.0
Match Points Won			1.0	1.0	2.0	6.0	6.0
Total Points Won			1.0	1.0	2.0	6.0	6.0

#### Lane 5 11 - Cornhusker Ag/Rising Ag Week 25 3/17/2025

Name	Old Avg	Old HDCP	-1-	-2-	-3-	Total	HDCP Total
Blake R. Bogus	142	73	164	161	131	456	675
Danny Jeffryes	175	40	160	182	167	509	629
Bob G. Vogt	190	25	130	161	163	454	529
Carter R. Hollis	209	6	244	215	225	684	702
Jared J. Samuelson	217	0	211	237	214	662	662
			====	====	====	====	====
Scratch Total			909	956	900	2765	2765
Handicap			144	144	144		432
Total			1053	1100	1044	2765	3197
Team Points Won			5.0	0.0	0.0	5.0	5.0
Match Points Won			3.5	2.0	3.0	10.5	10.5
Total Points Won			8.5	2.0	3.0	15.5	15.5

#### Lane 6 4 - Little Mexico Restaurant Week 25 3/17/2025

Name	Old Avg	Old HDCP	-1-	-2-	-3-	Total	HDCP Total
Nolan P. Parr	127	88	105	139	169	413	677
Nathan Banks	172	43	157	211	156	524	653
Quentin S. Holliday	142	73	170	145	154	469	688
Trevor A. Roberts	157	58	154	165	160	479	653
Craig A. Schutt	162	53	135	182	140	457	616
			====	====	====	====	====
Scratch Total			721	842	779	2342	2342
Handicap			315	315	315		945
Total			1036	1157	1094	2342	3287
Team Points Won			0.0	5.0	5.0	15.0	15.0
Match Points Won			1.5	3.0	2.0	9.5	9.5
Total Points Won			1.5	8.0	7.0	24.5	24.5

Classic 2024-25

Lane 7 2 - Kennedy Arborcare Week 25 3/17/2025

Name	Old Avg	Old HDCP	-1-	-2-	-3-	Total	HDCP Total
Andrew J. Kennedy	142	73	167	114	190	471	690
Mike McCollough	160	55	145	145	145	435	600
Brandon M. Conyers	188	27	217	246	224	687	768
Kevin L. Wise	186	29	205	233	209	647	734
Masato M. Sugita	189	26	152	177	164	493	571
			=====	=====	=====	=====	=====
Scratch Total			886	915	932	2733	2733
Handicap			210	210	210		630
Total			1096	1125	1142	2733	3363
Team Points Won			0.0	0.0	0.0	0.0	0.0
Match Points Won			1.0	1.0	1.0	4.0	4.0
Total Points Won			1.0	1.0	1.0	0.0	0.0

Lane 8 6 - Sorensen Group Week 25 3/17/2025

Name	Old Avg	Old HDCP	-1-	-2-	-3-	Total	HDCP Total
No one bowled							

Lane 9 9 - AB Service & Repair Week 25 3/17/2025

Name	Old Avg	Old HDCP	-1-	-2-	-3-	Total	HDCP Total
Ron A. Engel	bk166	49	139	234	190	563	710
Cody D. Bristow	173	42	161	147	177	485	611
Greg A. Pettit	207	8	192	146	167	505	529
Kurt L. Schmidt	195	20	162	214	187	563	623
Dan Schmidt	208	7	235	194	253	682	703
			=====	=====	=====	=====	=====
Scratch Total			889	935	974	2798	2798
Handicap			126	126	126		378
Total			1015	1061	1100	2798	3176
Team Points Won			0.0	0.0	0.0	0.0	0.0
Match Points Won			1.0	3.0	3.0	9.0	9.0
Total Points Won			1.0	3.0	3.0	9.0	9.0

Lane 10 5 - Super Cool Unnamed Team Week 25 3/17/2025

Name	Old Avg	Old HDCP	-1-	-2-	-3-	Total	HDCP Total
Tom Richmond	199	16	175	162	203	540	588
Dirk C. Yonkers	bk175	40	207	227	175	609	729
Jeremy D. Sklenar	bk189	26	215	196	243	654	732
Scott A. Bauer	197	18	255	203	233	691	745
Ryan E. Walton	207	8	216	189	204	609	633
			=====	=====	=====	=====	=====
Scratch Total			1068	977	1058	3103	3103
Handicap			108	108	108		324
Total			1176	1085	1166	3103	3427
Team Points Won			5.0	5.0	5.0	20.0	20.0
Match Points Won			4.0	2.0	2.0	11.0	11.0
Total Points Won			9.0	7.0	7.0	31.0	31.0

Lane 11 8 - West Week 25 3/17/2025

Name	Old Avg	Old HDCP	-1-	-2-	-3-	Total	HDCP Total
Mark A. Yonkers	bk201	14	247	215	221	683	725
Jerry Schmitz	184	31	183	201	180	564	657
Ivan D. Stones	171	44	113	214	212	539	671
Gary D. Hatcher	179	36	145	161	179	485	593
Gordon E. Thiessen	229	0	235	179	202	616	616
			=====	=====	=====	=====	=====
Scratch Total			923	970	994	2887	2887
Handicap			125	125	125		375
Total			1048	1095	1119	2887	3262
Team Points Won			5.0	5.0	0.0	15.0	15.0
Match Points Won			3.0	3.0	3.0	12.0	12.0
Total Points Won			8.0	8.0	3.0	27.0	27.0

Lane 12 14 - Jack Lederman Co. Week 25 3/17/2025

Name	Old Avg	Old HDCP	-1-	-2-	-3-	Total	HDCP Total
Ron J. Studnicka	161	54	170	139	172	481	643
Trevor D. Hibberd	176	39	157	157	221	535	652
Leroy H. Hoss	148	67	114	132	120	366	567
Eric R. Zikmund	197	18	194	196	194	584	638
Jarod D. Zikmund	212	3	213	231	233	677	686
			=====	=====	=====	=====	=====
Scratch Total			848	855	940	2643	2643
Handicap			181	181	181		543
Total			1029	1036	1121	2643	3186
Team Points Won			0.0	0.0	5.0	5.0	5.0
Match Points Won			2.0	2.0	2.0	8.0	8.0
Total Points Won			2.0	2.0	7.0	13.0	13.0

Classic 2024-25

Lane 13 3 - Kirkland Siding Week 25 3/17/2025

Name	Old Avg	Old HDCP	-1-	-2-	-3-	Total	HDCP Total
Keith J. Smith	165	50	177	<b>169</b>	<b>150</b>	496	<b>646</b>
Larry L. Harrington	158	57	161	<b>169</b>	128	458	629
Bobby Turner Jr	171	44	<b>167</b>	175	179	521	653
Brad M. Olson	203	12	<b>206</b>	167	178	551	587
Lane E. Riffey	177	38	166	<b>169</b>	<b>194</b>	529	<b>643</b>
			====	====	====	====	====
Scratch Total			<b>877</b>	<b>849</b>	<b>829</b>	<b>2555</b>	<b>2555</b>
Handicap			201	201	201		603
Total			1078	<b>1050</b>	1030	<b>2555</b>	3158
Team Points Won			0.0	5.0	0.0	5.0	5.0
Match Points Won			2.0	3.0	2.0	9.0	9.0
Total Points Won			2.0	8.0	2.0	14.0	14.0

Lane 14 7 - Peerless Machine Week 25 3/17/2025

Name	Old Avg	Old HDCP	-1-	-2-	-3-	Total	HDCP Total
Brooks D. Paul	122	93	<b>143</b>	111	100	354	633
John W. Paul	119	96	<b>128</b>	105	<b>142</b>	375	<b>663</b>
Alex J. Peden	152	63	146	<b>158</b>	<b>191</b>	495	<b>684</b>
Jake W. Peden	163	52	154	<b>178</b>	<b>199</b>	531	<b>687</b>
Cory D. Waddell	206	9	<b>233</b>	167	196	596	623
			====	====	====	====	====
Scratch Total			804	719	828	2351	2351
Handicap			313	313	313		939
Total			<b>1117</b>	1032	<b>1141</b>	2351	<b>3290</b>
Team Points Won			5.0	0.0	5.0	15.0	15.0
Match Points Won			3.0	2.0	3.0	11.0	11.0
Total Points Won			8.0	2.0	8.0	26.0	26.0



# Classic 2024-25

## Big Apple Fun Center

Note: This report includes information through March 17 which is Week 25 of 32

### Match Points Won (This Week) -- Week 25

#### Lane 1 1 - Draw Team-Cornhusker Ag/Rising Ag Week 25 3/17/2025

Name	Last Wk Won	Last Wk Lost	HDCP -1-	HDCP -2-	HDCP -3-	HDCP Total
			<b>237</b>	<b>234</b>	204	<b>675</b>
			200	<b>222</b>	<b>207</b>	629
			155	186	188	529
			<b>250</b>	221	<b>231</b>	702
			<b>211</b>	<b>237</b>	214	<b>662</b>
=====						
Scratch Total			<b>909</b>	<b>956</b>	<b>900</b>	<b>2765</b>
Handicap			144	144	144	432
Total			<b>1053</b>	<b>1100</b>	<b>1044</b>	<b>3197</b>
Team Points Won			0.0	5.0	0.0	5.0
Match Points Won			3.0	3.0	2.0	10.0
Total Points Won			3.0	8.0	2.0	15.0

#### Lane 3 12 - Common Cents Bookkeeping Week 25 3/17/2025

Name	Last Wk Won	Last Wk Lost	HDCP -1-	HDCP -2-	HDCP -3-	HDCP Total
Justin M. Hodges	4.0		<b>203</b>	<b>176</b>	<b>255</b>	<b>634</b>
Shawn E. Mizner	2.0	2.0	<b>230</b>	185	<b>227</b>	642
Tyler L. Mizner	3.0	1.0	<b>264</b>	<b>256</b>	203	<b>723</b>
Michael G. Marcellus	2.0	2.0	201	<b>255</b>	<b>241</b>	697
Austin M. Longmore	3.0	1.0	<b>247</b>	<b>258</b>	178	<b>683</b>
=====						
Scratch Total			<b>995</b>	<b>980</b>	<b>954</b>	<b>2929</b>
Handicap			150	150	150	450
Total			<b>1145</b>	<b>1130</b>	<b>1104</b>	<b>3379</b>
Team Points Won			5.0	5.0	5.0	20.0
Match Points Won			4.0	4.0	3.0	14.0
Total Points Won			9.0	9.0	8.0	34.0

#### Lane 5 11 - Cornhusker Ag/Rising Ag Week 25 3/17/2025

Name	Last Wk Won	Last Wk Lost	HDCP -1-	HDCP -2-	HDCP -3-	HDCP Total
Blake R. Bogus	2.0	2.0	<b>237</b>	<b>234</b>	204	675
Danny Jeffryes	1.5	2.5	<b>200</b>	222	<b>207</b>	629
Bob G. Vogt		4.0	155	186	188	529
Carter R. Hollis	3.0	1.0	<b>250</b>	221	<b>231</b>	<b>702</b>
Jared J. Samuelson	4.0		<b>211</b>	<b>237</b>	<b>214</b>	<b>662</b>
=====						
Scratch Total			<b>909</b>	<b>956</b>	<b>900</b>	<b>2765</b>
Handicap			144	144	144	432
Total			<b>1053</b>	<b>1100</b>	<b>1044</b>	<b>3197</b>
Team Points Won			5.0	0.0	0.0	5.0
Match Points Won			3.5	2.0	3.0	10.5
Total Points Won			8.5	2.0	3.0	15.5

#### Lane 2 13 - Auto Central Week 25 3/17/2025

Name	Last Wk Won	Last Wk Lost	HDCP -1-	HDCP -2-	HDCP -3-	HDCP Total
Bob Cherry	1.0	3.0	215	203	<b>224</b>	642
Bob Verbeck	2.0	2.0	<b>238</b>	212	196	<b>646</b>
Rich Hancock	4.0		<b>211</b>	<b>197</b>	<b>218</b>	<b>626</b>
Chris L. Stapleton	2.0	2.0	248	<b>253</b>	207	<b>708</b>
John L. Krotz	1.0	3.0	177	183	<b>230</b>	590
=====						
Scratch Total			783	742	769	2294
Handicap			306	306	306	918
Total			<b>1089</b>	<b>1048</b>	<b>1075</b>	<b>3212</b>
Team Points Won			5.0	0.0	5.0	15.0
Match Points Won			2.0	2.0	3.0	10.0
Total Points Won			7.0	2.0	8.0	25.0

#### Lane 4 10 - Wii Bowling World Champs Week 25 3/17/2025

Name	Last Wk Won	Last Wk Lost	HDCP -1-	HDCP -2-	HDCP -3-	HDCP Total
Brandon J. Clement		4.0	190	175	225	590
Javan D. Clement	2.0	2.0	225	<b>238</b>	199	<b>662</b>
Matt W. Morrow	1.0	3.0	214	226	<b>217</b>	657
Anthony C. Eigenberg	2.0	2.0	<b>259</b>	230	232	<b>721</b>
Jason S. Feddersen	1.0	3.0	162	194	<b>185</b>	541
=====						
Scratch Total			873	886	881	2640
Handicap			177	177	177	531
Total			<b>1050</b>	<b>1063</b>	<b>1058</b>	<b>3171</b>
Team Points Won			0.0	0.0	0.0	0.0
Match Points Won			1.0	1.0	2.0	6.0
Total Points Won			1.0	1.0	2.0	6.0

#### Lane 6 4 - Little Mexico Restaurant Week 25 3/17/2025

Name	Last Wk Won	Last Wk Lost	HDCP -1-	HDCP -2-	HDCP -3-	HDCP Total
Nolan P. Parr	2.0	2.0	193	227	<b>257</b>	<b>677</b>
Nathan Banks	2.5	1.5	<b>200</b>	<b>254</b>	199	<b>653</b>
Quentin S. Holliday	4.0		<b>243</b>	<b>218</b>	<b>227</b>	<b>688</b>
Trevor A. Roberts	1.0	3.0	212	<b>223</b>	218	653
Craig A. Schutt		4.0	188	235	193	616
=====						
Scratch Total			721	842	779	2342
Handicap			315	315	315	945
Total			<b>1036</b>	<b>1157</b>	<b>1094</b>	<b>3287</b>
Team Points Won			0.0	5.0	5.0	15.0
Match Points Won			1.5	3.0	2.0	9.5
Total Points Won			1.5	8.0	7.0	24.5

Note: This report includes information through March 17 which is Week 25 of 32

**Lane 7 2 - Kennedy Arborcare** Week 25 3/17/2025

Name	Last Wk Won	Last Wk Lost	HDCP -1-	HDCP -2-	HDCP -3-	HDCP Total
Andrew J. Kennedy			240	187	263	690
Mike McCollough			200	200	200	600
Brandon M. Conyers	4.0		244	273	251	768
Kevin L. Wise			234	262	238	734
Masato M. Sugita			178	203	190	571
=====						
Scratch Total			886	915	932	2733
Handicap			210	210	210	630
Total			1096	1125	1142	3363
Team Points Won			0.0	0.0	0.0	0.0
Match Points Won			1.0	1.0	1.0	4.0
Total Points Won			1.0	1.0	1.0	0.0

**Lane 8 6 - Sorensen Group** Week 25 3/17/2025

Name	Last Wk Won	Last Wk Lost	HDCP -1-	HDCP -2-	HDCP -3-	HDCP Total
No one bowled						

**Lane 9 9 - AB Service & Repair** Week 25 3/17/2025

Name	Last Wk Won	Last Wk Lost	HDCP -1-	HDCP -2-	HDCP -3-	HDCP Total
Ron A. Engel	3.0	1.0	188	283	239	710
Cody D. Bristow	1.0	3.0	203	189	219	611
Greg A. Pettit		4.0	200	154	175	529
Kurt L. Schmidt	1.0	3.0	182	234	207	623
Dan Schmidt	4.0		242	201	260	703
=====						
Scratch Total			889	935	974	2798
Handicap			126	126	126	378
Total			1015	1061	1100	3176
Team Points Won			0.0	0.0	0.0	0.0
Match Points Won			1.0	3.0	3.0	9.0
Total Points Won			1.0	3.0	3.0	9.0

**Lane 10 5 - Super Cool Unnamed Team** Week 25 3/17/2025

Name	Last Wk Won	Last Wk Lost	HDCP -1-	HDCP -2-	HDCP -3-	HDCP Total
Tom Richmond	1.0	3.0	191	178	219	588
Dirk C. Yonkers	3.0	1.0	247	267	215	729
Jeremy D. Sklenar	4.0		241	222	269	732
Scott A. Bauer	3.0	1.0	273	221	251	745
Ryan E. Walton		4.0	224	197	212	633
=====						
Scratch Total			1068	977	1058	3103
Handicap			108	108	108	324
Total			1176	1085	1166	3427
Team Points Won			5.0	5.0	5.0	20.0
Match Points Won			4.0	2.0	2.0	11.0
Total Points Won			9.0	7.0	7.0	31.0

**Lane 11 8 - West** Week 25 3/17/2025

Name	Last Wk Won	Last Wk Lost	HDCP -1-	HDCP -2-	HDCP -3-	HDCP Total
Mark A. Yonkers	4.0		261	229	235	725
Jerry Schmitz	3.0	1.0	214	232	211	657
Ivan D. Stones	3.0	1.0	157	258	256	671
Gary D. Hatcher	1.0	3.0	181	197	215	593
Gordon E. Thiessen	1.0	3.0	235	179	202	616
=====						
Scratch Total			923	970	994	2887
Handicap			125	125	125	375
Total			1048	1095	1119	3262
Team Points Won			5.0	5.0	0.0	15.0
Match Points Won			3.0	3.0	3.0	12.0
Total Points Won			8.0	8.0	3.0	27.0

**Lane 12 14 - Jack Lederman Co.** Week 25 3/17/2025

Name	Last Wk Won	Last Wk Lost	HDCP -1-	HDCP -2-	HDCP -3-	HDCP Total
Ron J. Studnicka		4.0	224	193	226	643
Trevor D. Hibberd	1.0	3.0	196	196	260	652
Leroy H. Hoss	1.0	3.0	181	199	187	567
Eric R. Zikmund	3.0	1.0	212	214	212	638
Jarod D. Zikmund	3.0	1.0	216	234	236	686
=====						
Scratch Total			848	855	940	2643
Handicap			181	181	181	543
Total			1029	1036	1121	3186
Team Points Won			0.0	0.0	5.0	5.0
Match Points Won			2.0	2.0	2.0	8.0
Total Points Won			2.0	2.0	7.0	13.0

**Lane 13 3 - Kirkland Siding** Week 25 3/17/2025

Name	Last Wk Won	Last Wk Lost	HDCP -1-	HDCP -2-	HDCP -3-	HDCP Total
Keith J. Smith	3.0	1.0	227	219	200	646
Larry L. Harrington	1.0	3.0	218	226	185	629
Bobby Turner Jr	1.0	3.0	211	219	223	653
Brad M. Olson	1.0	3.0	218	179	190	587
Lane E. Riffey	3.0	1.0	204	207	232	643
=====						
Scratch Total			877	849	829	2555
Handicap			201	201	201	603
Total			1078	1050	1030	3158
Team Points Won			0.0	5.0	0.0	5.0
Match Points Won			2.0	3.0	2.0	9.0
Total Points Won			2.0	8.0	2.0	14.0

**Lane 14 7 - Peerless Machine** Week 25 3/17/2025

Name	Last Wk Won	Last Wk Lost	HDCP -1-	HDCP -2-	HDCP -3-	HDCP Total
Brooks D. Paul	1.0	3.0	236	204	193	633
John W. Paul	3.0	1.0	224	201	238	663
Alex J. Peden	3.0	1.0	209	221	254	684
Jake W. Peden	3.0	1.0	206	230	251	687
Cory D. Waddell	1.0	3.0	242	176	205	623
=====						
Scratch Total			804	719	828	2351
Handicap			313	313	313	939
Total			1117	1032	1141	3290
Team Points Won			5.0	0.0	5.0	15.0
Match Points Won			3.0	2.0	3.0	11.0
Total Points Won			8.0	2.0	8.0	26.0

# Classic 2024-25

## Big Apple Fun Center

\* Bowlers listed must have a minimum of 1 games.

### Match Points Won (Total for Year)

Name	Points		%Won	Avg	Gms	Name	Points		%Won	Avg	Gms
	Won	Lost					Won	Lost			
Alex J. Peden	62.0	38.0	62.00%	153	75	Shawn E. Mizner	33.0	51.0	39.29%	178	63
Brandon M. Conyers	58.5	37.5	60.94%	190	69	Bob J. Hunt	33.0	35.0	48.53%	142	48
Scott A. Bauer	58.0	34.0	63.04%	199	69	Mark A. Woodside	33.0	39.0	45.83%	146	51
Bob Cherry	58.0	42.0	58.00%	117	75	Hewitt P. Moyer	33.0	31.0	51.56%	178	48
Cory D. Waddell	57.5	30.5	65.34%	206	66	Leroy H. Hoss	33.0	43.0	43.42%	147	57
Javan D. Clement	56.0	36.0	60.87%	168	69	David D. Hibberd	32.0	52.0	38.10%	188	63
Lane E. Riffey	54.5	41.5	56.77%	177	72	Chris R. Lytle	31.5	40.5	43.75%	166	54
Johnny L. Nikkila	54.5	37.5	59.24%	176	69	Logan J. Albright	30.5	29.5	50.83%	183	45
Jake W. Peden	54.0	38.0	58.70%	164	69	Doug Samuelson	30.0	30.0	50.00%	138	45
Justin M. Hodges	54.0	46.0	54.00%	172	75	Mike McCollough	29.0	39.0	42.65%	160	48
Ryan E. Walton	52.0	32.0	61.90%	206	63	Nolan P. Parr	27.5	28.5	49.11%	128	42
Cody D. Bristow	52.0	40.0	56.52%	173	69	Cruz A. Evans	27.0	37.0	42.19%	168	48
Anthony C. Eigenberg	51.5	48.5	51.50%	200	75	Trevor A. Roberts	26.0	38.0	40.63%	157	47
Chuck M. Brisbin	50.5	41.5	54.89%	209	69	Nathan Banks	25.5	30.5	45.54%	172	39
Michael G. Marcellus	50.0	50.0	50.00%	196	75	Eric R. Zikmund	23.0	29.0	44.23%	197	39
Bobby Turner Jr	50.0	38.0	56.82%	171	66	Scott A. Asay	21.0	31.0	40.38%	143	36
John W. Paul	50.0	46.0	52.08%	120	72	Scott A. Feddersen	21.0	11.0	65.63%	160	24
Mike Brown	50.0	42.0	54.35%	191	66	Brad M. Olson	21.0	23.0	47.73%	201	33
Quentin S. Holliday	49.0	51.0	49.00%	143	75	Gordon E. Thiessen	17.5	10.5	62.50%	226	21
Masato M. Sugita	49.0	47.0	51.04%	188	75	Matthew J. Doerr	16.5	27.5	37.50%	129	33
Sean A. McBride	48.5	47.5	50.52%	142	72	Ethan M. Mizner	16.5	27.5	37.50%	154	33
Ivan D. Stones	48.0	48.0	50.00%	171	72	Jerry Schmitz	15.0	9.0	62.50%	185	18
Ron J. Studnicka	48.0	48.0	50.00%	160	72	Matt W. Morrow	15.0	17.0	46.88%	173	24
Jason S. Feddersen	48.0	44.0	52.17%	219	69	Brent E. Hollis	12.0	12.0	50.00%	154	18
Bob Stevens	47.5	48.5	49.48%	159	72	Tom McLeod	11.0	17.0	39.29%	189	21
Brooks D. Paul	46.5	53.5	46.50%	122	75	Doug Houtz	11.0	9.0	55.00%	167	15
Larry L. Harrington	46.0	50.0	47.92%	157	69	Dave Jamrog	11.0	5.0	68.75%	167	12
Austin M. Longmore	44.5	39.5	52.98%	195	63	Bob G. Vogt	10.0	6.0	62.50%	180	12
Tom Richmond	44.5	51.5	46.35%	198	72	John L. Krotz	9.0	11.0	45.00%	188	15
Trevor D. Hibberd	44.5	47.5	48.37%	176	69	Chris C. Hunt	8.0	16.0	33.33%	153	18
Jarod D. Zikmund	44.5	47.5	48.37%	212	69	Tim Adkins	7.0	5.0	58.33%	194	9
Jared J. Samuelson	44.0	48.0	47.83%	217	69	Jeremy D. Sklenar	7.0	1.0	87.50%	bk189	6
Jason D. Stubbs	43.5	32.5	57.24%	183	57	Rich Hancock	6.0	2.0	75.00%	bk162	6
Conan R. Gifford	43.0	37.0	53.75%	158	56	Greg A. Pettit	6.0	18.0	25.00%	200	17
Kevin L. Wise	43.0	49.0	46.74%	187	72	Todd M. Mathews	6.0	2.0	75.00%	bk205	6
Tyler L. Mizner	42.0	30.0	58.33%	187	54	Mark A. Yonkers	6.0	6.0	50.00%	198	9
Carter R. Hollis	41.5	50.5	45.11%	210	69	Chris P. Drew	5.5	2.5	68.75%	129	6
Chris L. Stapleton	41.0	59.0	41.00%	166	75	Jacob M. Rodriguez	5.0	7.0	41.67%	102	9
Kurt L. Schmidt	41.0	47.0	46.59%	195	63	Richard M. Serr	4.0	4.0	50.00%	bk161	6
Kevin L. Moriarty	41.0	55.0	42.71%	180	72	Jerred J. Johnson	4.0	4.0	50.00%	bk205	6
Bill Kirkland	41.0	51.0	44.57%	157	69	Eric R. Bedke	4.0		100.00%	206	3
Josh K. Krolikowski	40.0	44.0	47.62%	194	63	Tom Soderholm	4.0	4.0	50.00%	bk188	6
Jeff A. Fruhling	40.0	40.0	50.00%	188	60	Ron A. Engel	3.0	1.0	75.00%	bk166	3
Craig A. Schutt	39.0	53.0	42.39%	162	69	Carson M. Hemmer	3.0	5.0	37.50%	137	6
Jeremy J. Dalland	38.0	38.0	50.00%	217	54	Dirk C. Yonkers	3.0	1.0	75.00%	bk175	3
Blake R. Bogus	37.5	22.5	62.50%	143	45	Keith J. Smith	3.0	1.0	75.00%	165	3
Danny Jeffries	37.5	38.5	49.34%	174	57	Keith A. Albright	2.0	2.0	50.00%	205	3
Doug Giles	37.0	55.0	40.22%	177	69	Bob Verbeck	2.0	2.0	50.00%	133	3
Andrew J. Kennedy	37.0	43.0	46.25%	143	57	Brandon Brinegar	1.5	10.5	12.50%	117	9
Brandon J. Clement	35.5	44.5	44.38%	143	60	Devon L. Smith	1.5	6.5	18.75%	bk184	6
Dan Schmidt	35.5	40.5	46.71%	209	51	Larry K. Giddings	1.0	7.0	12.50%	bk181	6
Gary D. Hatcher	35.0	49.0	41.67%	178	63	Ben L. Howard	1.0	7.0	12.50%	bk180	6
Justin R. Swanek	35.0	41.0	46.05%	208	57	Nate Grabenstein		4.0	0.00%	110	3
Jacob D. Roth	35.0	29.0	54.69%	101	48	Micah J. Hadley		4.0	0.00%	183	3

# Classic 2024-25

## Big Apple Fun Center

\* Bowlers listed must have a minimum of 1 games.

### Change in Average

Name	-----Old-----		Old					---Average Change---			Weekly Over Avg
	Pins	Games	Avg	-1-	-2-	-3-	Total	New	Old	---> +/-	Series Avg +/-
Tim Adkins	1748	9	194				0	194.22	- 194.22	= 0.00	
Keith A. Albright	615	3	205				0	205.00	- 205.00	= 0.00	
Logan J. Albright	8263	45	183				0	183.62	- 183.62	= 0.00	
Scott A. Asay	5152	36	143				0	143.11	- 143.11	= 0.00	
Nathan Banks	6194	36	172	<b>157</b>	<b>211</b>	156	524	172.26	- 172.06	= 0.20	524 - 516=8
Scott A. Bauer	13051	66	197	<b>255</b>	203	<b>233</b>	691	199.16	- 197.74	= 1.42	691 - 591=100
Eric R. Bedke	618	3	206				0	206.00	- 206.00	= 0.00	
Blake R. Bogus	5988	42	142	<b>164</b>	<b>161</b>	131	456	143.20	- 142.57	= 0.63	456 - 426=30
Brandon Brinegar	1055	9	117				0	117.22	- 117.22	= 0.00	
Chuck M. Brisbin	14483	69	209				0	209.90	- 209.90	= 0.00	
Cody D. Bristow	11464	66	173	161	147	<b>177</b>	485	173.17	- 173.70	= -0.52	485 - 519=-34
Mike Brown	12639	66	191				0	191.50	- 191.50	= 0.00	
Bob Cherry	8436	72	117	117	105	<b>126</b>	348	117.12	- 117.17	= -0.05	348 - 351=-3
Brandon J. Clement	8257	57	144	119	104	154	377	143.90	- 144.86	= -0.96	377 - 432=-55
Javan D. Clement	11134	66	168	178	<b>191</b>	152	521	168.91	- 168.70	= 0.22	521 - 504=17
Brandon M. Conyers	12471	66	188	<b>217</b>	<b>246</b>	<b>224</b>	687	190.70	- 188.95	= 1.74	687 - 564=123
Jeremy J. Dalland	11751	54	217				0	217.61	- 217.61	= 0.00	
Matthew J. Doerr	4287	33	129				0	129.91	- 129.91	= 0.00	
Chris P. Drew	779	6	129				0	129.83	- 129.83	= 0.00	
Anthony C. Eigenberg	14381	72	199	<b>243</b>	214	216	673	200.72	- 199.74	= 0.98	673 - 597=76
Ron A. Engel	0	0	bk166	139	<b>234</b>	<b>190</b>	563	187.67	- 0.00	= 187.67	563 - 498=65
Cruz A. Evans	8108	48	168				0	168.92	- 168.92	= 0.00	
Jason S. Feddersen	14628	66	221	162	194	<b>185</b>	541	219.84	- 221.64	= -1.80	541 - 663=-122
Scott A. Feddersen	3857	24	160				0	160.71	- 160.71	= 0.00	
Jeff A. Fruhling	11316	60	188				0	188.60	- 188.60	= 0.00	
Larry K. Giddings	999	6	bk181				0	166.50	- 166.50	= 0.00	
Conan R. Gifford	8898	56	158				0	158.89	- 158.89	= 0.00	
Doug Giles	12250	69	177				0	177.54	- 177.54	= 0.00	
Nate Grabenstein	332	3	110				0	110.67	- 110.67	= 0.00	
Micah J. Hadley	550	3	183				0	183.33	- 183.33	= 0.00	
Rich Hancock	502	3	bk162	<b>158</b>	<b>144</b>	<b>165</b>	467	161.50	- 167.33	= -5.83	467 - 486=-19
Larry L. Harrington	10433	66	158	161	<b>169</b>	128	458	157.84	- 158.08	= -0.24	458 - 474=-16
Gary D. Hatcher	10746	60	179	145	161	<b>179</b>	485	178.27	- 179.10	= -0.83	485 - 537=-52
Carson M. Hemmer	824	6	137				0	137.33	- 137.33	= 0.00	
David D. Hibberd	11853	63	188				0	188.14	- 188.14	= 0.00	
Trevor D. Hibberd	11651	66	176	157	157	<b>221</b>	535	176.61	- 176.53	= 0.08	535 - 528=7
Justin M. Hodges	12462	72	173	<b>161</b>	<b>134</b>	<b>213</b>	508	172.93	- 173.08	= -0.15	508 - 519=-11

Classic 2024-25

Name	-----Old-----		Old					---Average Change---			Weekly Over Avg
	Pins	Games	Avg	-1-	-2-	-3-	Total	New	Old	----> +/-	Series Avg +/-
Quentin S. Holliday	10257	72	142	<b>170</b>	<b>145</b>	<b>154</b>	469	143.01	- 142.46	= 0.56	469 - 426=43
Brent E. Hollis	2787	18	154				0	154.83	- 154.83	= 0.00	
Carter R. Hollis	13851	66	209	<b>244</b>	215	<b>225</b>	684	210.65	- 209.86	= 0.79	684 - 627=57
Leroy H. Hoss	8026	54	148	<b>114</b>	132	120	366	147.23	- 148.63	= -1.40	366 - 444=-78
Doug Houtz	2517	15	167				0	167.80	- 167.80	= 0.00	
Ben L. Howard	1061	6	bk180				0	176.83	- 176.83	= 0.00	
Bob J. Hunt	6824	48	142				0	142.17	- 142.17	= 0.00	
Chris C. Hunt	2755	18	153				0	153.06	- 153.06	= 0.00	
Dave Jamrog	2005	12	bk167				0	167.08	- 167.08	= 0.00	
Danny Jeffryes	9451	54	175	<b>160</b>	182	<b>167</b>	509	174.74	- 175.02	= -0.28	509 - 525=-16
Jerred J. Johnson	1245	6	bk205				0	207.50	- 207.50	= 0.00	
Andrew J. Kennedy	7706	54	142	<b>167</b>	114	<b>190</b>	471	143.46	- 142.70	= 0.75	471 - 426=45
Bill Kirkland	10886	69	157				0	157.77	- 157.77	= 0.00	
Josh K. Krolikowski	12235	63	194				0	194.21	- 194.21	= 0.00	
John L. Krotz	2309	12	192	154	160	<b>207</b>	521	188.67	- 192.42	= -3.75	521 - 576=-55
Austin M. Longmore	11665	60	194	<b>226</b>	<b>237</b>	157	620	195.00	- 194.42	= 0.58	620 - 582=38
Chris R. Lytle	8976	54	166				0	166.22	- 166.22	= 0.00	
Michael G. Marcellus	14097	72	195	181	<b>235</b>	<b>221</b>	637	196.45	- 195.79	= 0.66	637 - 585=52
Todd M. Mathews	1284	6	bk205				0	214.00	- 214.00	= 0.00	
Sean A. McBride	10282	72	142				0	142.81	- 142.81	= 0.00	
Mike McCollough	7689	48	160	a145	a145	a145	435	160.19	- 160.19	= 0.00	
Tom McLeod	3973	21	189				0	189.19	- 189.19	= 0.00	
Ethan M. Mizner	5086	33	154				0	154.12	- 154.12	= 0.00	
Shawn E. Mizner	10684	60	178	<b>193</b>	148	<b>190</b>	531	178.02	- 178.07	= -0.05	531 - 534=-3
Tyler L. Mizner	9480	51	185	<b>234</b>	<b>226</b>	173	633	187.28	- 185.88	= 1.40	633 - 555=78
Kevin L. Moriarty	12991	72	180				0	180.43	- 180.43	= 0.00	
Matt W. Morrow	3626	21	172	171	183	<b>174</b>	528	173.08	- 172.67	= 0.42	528 - 516=12
Hewitt P. Moyer	8563	48	178				0	178.40	- 178.40	= 0.00	
Johnny L. Nikkila	12177	69	176				0	176.48	- 176.48	= 0.00	
Brad M. Olson	6098	30	203	<b>206</b>	167	178	551	201.48	- 203.27	= -1.78	551 - 609=-58
Nolan P. Parr	4979	39	127	105	139	<b>169</b>	413	128.38	- 127.67	= 0.71	413 - 381=32
Brooks D. Paul	8818	72	122	<b>143</b>	111	100	354	122.29	- 122.47	= -0.18	354 - 366=-12
John W. Paul	8275	69	119	<b>128</b>	105	<b>142</b>	375	120.14	- 119.93	= 0.21	375 - 357=18
Alex J. Peden	10997	72	152	146	<b>158</b>	<b>191</b>	495	153.23	- 152.74	= 0.49	495 - 456=39
Jake W. Peden	10810	66	163	154	<b>178</b>	<b>199</b>	531	164.36	- 163.79	= 0.57	531 - 489=42
Greg A. Pettit	2906	14	207	192	146	167	505	200.65	- 207.57	= -6.92	505 - 621=-116
Tom Richmond	13734	69	199	<b>175</b>	162	203	540	198.25	- 199.04	= -0.79	540 - 597=-57
Lane E. Riffey	12261	69	177	166	<b>169</b>	<b>194</b>	529	177.64	- 177.70	= -0.06	529 - 531=-2
Trevor A. Roberts	6925	44	157	154	<b>165</b>	160	479	157.53	- 157.39	= 0.15	479 - 471=8
Jacob M. Rodriguez	924	9	102				0	102.67	- 102.67	= 0.00	
Jacob D. Roth	4884	48	101				0	101.75	- 101.75	= 0.00	

Classic 2024-25

Name	-----Old-----		Old					---Average Change---			Weekly Over Avg
	Pins	Games	Avg	-1-	-2-	-3-	Total	New	Old	---> +/-	Series Avg +/-
Doug Samuelson	6216	45	138				0	138.13	- 138.13	= 0.00	
Jared J. Samuelson	14325	66	217	<b>211</b>	<b>237</b>	<b>214</b>	662	217.20	- 217.05	= 0.16	662 - 651=11
Dan Schmidt	10007	48	208	<b>235</b>	<b>194</b>	<b>253</b>	682	209.59	- 208.48	= 1.11	682 - 624=58
Kurt L. Schmidt	11754	60	195	162	<b>214</b>	187	563	195.51	- 195.90	= -0.39	563 - 585=-22
Jerry Schmitz	2771	15	184	<b>183</b>	<b>201</b>	180	564	185.28	- 184.73	= 0.54	564 - 552=12
Craig A. Schutt	10757	66	162	135	182	140	457	162.52	- 162.98	= -0.46	457 - 486=-29
Richard M. Serr	1013	6	bk161				0	168.83	- 168.83	= 0.00	
Jeremy D. Sklenar	639	3	bk189	<b>215</b>	<b>196</b>	<b>243</b>	654	215.50	- 213.00	= 2.50	654 - 567=87
Devon L. Smith	1111	6	bk184				0	185.17	- 185.17	= 0.00	
Keith J. Smith	0	0	165	177	<b>169</b>	<b>150</b>	496	165.33	- 0.00	= 165.33	496 - 495=1
Tom Soderholm	1147	6	bk188				0	191.17	- 191.17	= 0.00	
Chris L. Stapleton	11899	72	165	198	<b>203</b>	157	558	166.09	- 165.26	= 0.83	558 - 495=63
Bob Stevens	11449	72	159				0	159.01	- 159.01	= 0.00	
Ivan D. Stones	11812	69	171	113	<b>214</b>	<b>212</b>	539	171.54	- 171.19	= 0.35	539 - 513=26
Jason D. Stubbs	10482	57	183				0	183.89	- 183.89	= 0.00	
Ron J. Studnicka	11110	69	161	170	139	172	481	160.99	- 161.01	= -0.03	481 - 483=-2
Masato M. Sugita	13665	72	189	<del>152</del>	<del>177</del>	164	493	188.77	- 189.79	= -1.02	493 - 567=-74
Justin R. Swanek	11869	57	208				0	208.23	- 208.23	= 0.00	
Gordon E. Thiessen	4130	18	229	<b>235</b>	179	202	616	226.00	- 229.44	= -3.44	616 - 687=-71
Bobby Turner Jr	10788	63	171	<b>167</b>	175	179	521	171.35	- 171.24	= 0.11	521 - 513=8
Bob Verbeck	0	0	133	<b>156</b>	130	114	400	133.33	- 0.00	= 133.33	400 - 399=1
Bob G. Vogt	1711	9	190	130	161	163	454	180.42	- 190.11	= -9.69	454 - 570=-116
Cory D. Waddell	13014	63	206	<b>233</b>	167	196	596	206.21	- 206.57	= -0.36	596 - 618=-22
Ryan E. Walton	12424	60	207	216	189	204	609	206.87	- 207.07	= -0.19	609 - 621=-12
Kevin L. Wise	12836	69	186	<b>205</b>	<b>233</b>	<b>209</b>	647	187.26	- 186.03	= 1.23	647 - 558=89
Mark A. Woodside	7461	51	146				0	146.29	- 146.29	= 0.00	
Dirk C. Yonkers	0	0	bk175	<b>207</b>	<b>227</b>	175	609	203.00	- 0.00	= 203.00	609 - 525=84
Mark A. Yonkers	1106	6	bk201	<b>247</b>	<b>215</b>	<b>221</b>	683	198.78	- 184.33	= 14.44	683 - 603=80
Eric R. Zikmund	7103	36	197	<b>194</b>	<b>196</b>	194	584	197.10	- 197.31	= -0.20	584 - 591=-7
Jarod D. Zikmund	14019	66	212	213	<b>231</b>	<b>233</b>	677	212.99	- 212.41	= 0.58	677 - 636=41

# Classic 2024-25

## Big Apple Fun Center

\* Bowlers listed must have a minimum of 1 games.

### High Average Listing

	<u>Name</u>	<u>True Average</u>	<u>Pins</u>	<u>Gms</u>	<u>To Raise Avg +1</u>	<u>To Drop Avg -1</u>
1	Gordon E. Thiessen	226.00	4746	21	702	677
2	Jason S. Feddersen	219.84	15169	69	671	598
3	Jeremy J. Dalland	217.61	11751	54	675	617
4	Jared J. Samuelson	217.20	14987	69	709	636
5	Jeremy D. Sklenar	215.50	1293	6	651	641
6	Todd M. Mathews	214.00	1284	6	651	641
7	Jarod D. Zikmund	212.99	14696	69	640	567
8	Carter R. Hollis	210.65	14535	69	657	584
9	Chuck M. Brisbin	209.90	14483	69	637	564
10	Dan Schmidt	209.59	10689	51	651	596
11	Justin R. Swanek	208.23	11869	57	671	610
12	Jerred J. Johnson	207.50	1245	6	627	617
13	Ryan E. Walton	206.87	13033	63	629	562
14	Cory D. Waddell	206.21	13610	66	673	603
15	Eric R. Bedke	206.00	618	3	624	617
16	Keith A. Albright	205.00	615	3	621	614
17	Dirk C. Yonkers	203.00	609	3	615	608
18	Brad M. Olson	201.48	6649	33	623	586
19	Anthony C. Eigenberg	200.72	15054	75	624	545
20	Greg A. Pettit	200.65	3411	17	609	588
21	Scott A. Bauer	199.16	13742	69	658	585
22	Mark A. Yonkers	198.78	1789	9	599	586
23	Tom Richmond	198.25	14274	72	651	575
24	Eric R. Zikmund	197.10	7687	39	629	586
25	Michael G. Marcellus	196.45	14734	75	632	553
26	Kurt L. Schmidt	195.51	12317	63	619	552
27	Austin M. Longmore	195.00	12285	63	651	584
28	Tim Adkins	194.22	1748	9	592	579
29	Josh K. Krolikowski	194.21	12235	63	635	568
30	Mike Brown	191.50	12639	66	609	539
31	Tom Soderholm	191.17	1147	6	581	571
32	Brandon M. Conyers	190.70	13158	69	594	521
33	Tom McLeod	189.19	3973	21	587	562
34	Masato M. Sugita	188.77	14158	75	584	505
35	John L. Krotz	188.67	2830	15	572	553
36	Jeff A. Fruhling	188.60	11316	60	591	527
37	David D. Hibberd	188.14	11853	63	621	554
38	Ron A. Engel	187.67	563	3	565	558
39	Tyler L. Mizner	187.28	10113	54	603	545
40	Kevin L. Wise	187.26	13483	72	617	541
41	Jerry Schmitz	185.28	3335	18	571	549
42	Devon L. Smith	185.17	1111	6	563	553
43	Jason D. Stubbs	183.89	10482	57	558	497
44	Logan J. Albright	183.62	8263	45	569	520
45	Micah J. Hadley	183.33	550	3	554	547
46	Kevin L. Moriarty	180.43	12991	72	584	508
47	Bob G. Vogt	180.42	2165	12	550	534
48	Hewitt P. Moyer	178.40	8563	48	566	514

	<u>Name</u>	<u>True Average</u>	<u>Pins</u>	<u>Gms</u>	<u>To Raise Avg +1</u>	<u>To Drop Avg -1</u>
49	Gary D. Hatcher	178.27	11231	63	583	516
50	Shawn E. Mizner	178.02	11215	63	599	532
51	Lane E. Riffey	177.64	12790	72	560	484
52	Doug Giles	177.54	12250	69	566	493
53	Ben L. Howard	176.83	1061	6	532	522
54	Trevor D. Hibberd	176.61	12186	69	558	485
55	Johnny L. Nikkila	176.48	12177	69	567	494
56	Danny Jeffryes	174.74	9960	57	540	479
57	Cody D. Bristow	173.17	11949	69	579	506
58	Matt W. Morrow	173.08	4154	24	544	516
59	Justin M. Hodges	172.93	12970	75	524	445
60	Nathan Banks	172.26	6718	39	548	505
61	Ivan D. Stones	171.54	12351	72	549	473
62	Bobby Turner Jr	171.35	11309	66	559	489
63	Cruz A. Evans	168.92	8108	48	511	459
64	Javan D. Clement	168.91	11655	69	513	440
65	Richard M. Serr	168.83	1013	6	508	498
66	Doug Houtz	167.80	2517	15	507	488
67	Dave Jamrog	167.08	2005	12	515	499
68	Larry K. Giddings	166.50	999	6	504	494
69	Chris R. Lytle	166.22	8976	54	543	485
70	Chris L. Stapleton	166.09	12457	75	569	490
71	Keith J. Smith	165.33	496	3	500	493
72	Jake W. Peden	164.36	11341	69	539	466
73	Craig A. Schutt	162.52	11214	69	522	449
74	Rich Hancock	161.50	969	6	489	479
75	Ron J. Studnicka	160.99	11591	72	484	408
76	Scott A. Feddersen	160.71	3857	24	490	462
77	Mike McCollough	160.19	7689	48	522	470
78	Bob Stevens	159.01	11449	72	551	475
79	Conan R. Gifford	158.89	8898	56	483	423
80	Larry L. Harrington	157.84	10891	69	485	412
81	Bill Kirkland	157.77	10886	69	490	417
82	Trevor A. Roberts	157.53	7404	47	496	445
83	Brent E. Hollis	154.83	2787	18	468	446
84	Ethan M. Mizner	154.12	5086	33	494	457
85	Alex J. Peden	153.23	11492	75	520	441
86	Chris C. Hunt	153.06	2755	18	479	457
87	Leroy H. Hoss	147.23	8392	57	488	427
88	Mark A. Woodside	146.29	7461	51	477	422
89	Brandon J. Clement	143.90	8634	60	438	374
90	Andrew J. Kennedy	143.46	8177	57	463	402
91	Blake R. Bogus	143.20	6444	45	468	419
92	Scott A. Asay	143.11	5152	36	464	424
93	Quentin S. Holliday	143.01	10726	75	506	427
94	Sean A. McBride	142.81	10282	72	443	367
95	Bob J. Hunt	142.17	6824	48	469	417
96	Doug Samuelson	138.13	6216	45	456	407
97	Carson M. Hemmer	137.33	824	6	418	408
98	Bob Verbeck	133.33	400	3	404	397
99	Matthew J. Doerr	129.91	4287	33	393	356
100	Chris P. Drew	129.83	779	6	391	381



	<b>Name</b>	<b>True Average</b>	<b>Pins</b>	<b>Gms</b>	<b>To Raise Avg +1</b>	<b>To Drop Avg -1</b>
101	Nolan P. Parr	128.38	5392	42	413	367
102	Brooks D. Paul	122.29	9172	75	422	343
103	John W. Paul	120.14	8650	72	425	349
104	Brandon Brinegar	117.22	1055	9	361	348
105	Bob Cherry	117.12	8784	75	420	341
106	Nate Grabenstein	110.67	332	3	334	327
107	Jacob M. Rodriguez	102.67	924	9	312	299
108	Jacob D. Roth	101.75	4884	48	318	266

# Classic 2024-25

## Big Apple Fun Center

\* Bowlers listed must have a minimum of 22 games.

Note: This report includes information through March 17 which is Week 25 of 32

### Most Improved Averages

Name	True		Most Improved		Name	True		Most Improved	
	Average	Gms	Avg	+/-		Average	Gms	Avg	+/-
Cody D. Bristow	173.17	69	153	+20.17	Nolan P. Parr	128.38	42	125	+3.38
Cory D. Waddell	206.21	66	189	+17.21	David D. Hibberd	188.14	63	185	+3.14
Scott A. Bauer	199.16	69	183	+16.16	Eric R. Zikmund	197.10	39	194	+3.10
Jake W. Peden	164.36	69	150	+14.36	Quentin S. Holliday	143.01	75	140	+3.01
Brandon M. Conyers	190.70	69	177	+13.70	Justin M. Hodges	172.93	75	170	+2.93
Johnny L. Nikkila	176.48	69	163	+13.48	Brandon J. Clement	143.90	60	141	+2.90
Ron J. Studnicka	160.99	72	149	+11.99	Larry L. Harrington	157.84	69	155	+2.84
Javan D. Clement	168.91	69	157	+11.91	Danny Jeffryes	174.74	57	172	+2.74
Bob J. Hunt	142.17	48	131	+11.17	Dan Schmidt	209.59	51	207	+2.59
Masato M. Sugita	188.77	75	179	+9.77	Mike Brown	191.50	66	189	+2.50
Tom Richmond	198.25	72	189	+9.25	Leroy H. Hoss	147.23	57	145	+2.23
Alex J. Peden	153.23	75	144	+9.23	Ethan M. Mizner	154.12	33	152	+2.12
Blake R. Bogus	143.20	45	134	+9.20	Trevor D. Hibberd	176.61	69	175	+1.61
Bob Cherry	117.12	75	108	+9.12	Bobby Turner Jr	171.35	66	170	+1.35
Conan R. Gifford	158.89	56	150	+8.89	Kevin L. Wise	187.26	72	186	+1.26
Chuck M. Brisbin	209.90	69	201	+8.90	Matt W. Morrow	173.08	24	172	+1.08
Carter R. Hollis	210.65	69	202	+8.65	Bill Kirkland	157.77	69	157	+0.77
Andrew J. Kennedy	143.46	57	135	+8.46	Jeff A. Fruhling	188.60	60	188	+0.60
Ryan E. Walton	206.87	63	199	+7.87	Brad M. Olson	201.48	33	201	+0.48
Hewitt P. Moyer	178.40	48	171	+7.40	Jarod D. Zikmund	212.99	69	213	-0.01
Brooks D. Paul	122.29	75	115	+7.29	Sean A. McBride	142.81	72	143	-0.19
Bob Stevens	159.01	72	152	+7.01	Scott A. Feddersen	160.71	24	161	-0.29
Austin M. Longmore	195.00	63	188	+7.00	Logan J. Albright	183.62	45	184	-0.38
Kevin L. Moriarty	180.43	72	174	+6.43	Mark A. Woodside	146.29	51	147	-0.71
John W. Paul	120.14	72	114	+6.14	Nathan Banks	172.26	39	173	-0.74
Scott A. Asay	143.11	36	137	+6.11	Doug Giles	177.54	69	179	-1.46
Lane E. Riffey	177.64	72	172	+5.64	Kurt L. Schmidt	195.51	63	197	-1.49
Chris L. Stapleton	166.09	75	161	+5.09	Justin R. Swanek	208.23	57	210	-1.77
Michael G. Marcellus	196.45	75	192	+4.45	Matthew J. Doerr	129.91	33	132	-2.09
Tyler L. Mizner	187.28	54	183	+4.28	Craig A. Schutt	162.52	69	165	-2.48
Gary D. Hatcher	178.27	63	174	+4.27	Shawn E. Mizner	178.02	63	181	-2.98
Josh K. Krolkowski	194.21	63	190	+4.21	Trevor A. Roberts	157.53	47	164	-6.47
Jared J. Samuelson	217.20	69	213	+4.20	Cruz A. Evans	168.92	48	176	-7.08
Mike McCollough	160.19	48	156	+4.19	Anthony C. Eigenberg	200.72	75	208	-7.28
Doug Samuelson	138.13	45	134	+4.13	Jason S. Feddersen	219.84	69	229	-9.16
Jason D. Stubbs	183.89	57	180	+3.89	Jeremy J. Dalland	217.61	54	229	-11.39
Jacob D. Roth	101.75	48	98	+3.75	Chris R. Lytle	166.22	54	179	-12.78
Ivan D. Stones	171.54	72	168	+3.54					

# Classic 2024-25

## Big Apple Fun Center

\* Bowlers listed must have a minimum of 1 games.

### Most Pins Over Average

Name	-----Old-----		Old Avg				Total	---Average Change---			Weekly Over Avg Series Avg +/-
	Pins	Games		-1-	-2-	-3-		New - Old ---> +/-			
Brandon M. Conyers	12471	66	188	<b>217</b>	<b>246</b>	<b>224</b>	687	190.70	- 188.95	= 1.74	687 - 564=123
Scott A. Bauer	13051	66	197	<b>255</b>	203	<b>233</b>	691	199.16	- 197.74	= 1.42	691 - 591=100
Kevin L. Wise	12836	69	186	<b>205</b>	<b>233</b>	<b>209</b>	647	187.26	- 186.03	= 1.23	647 - 558=89
Jeremy D. Sklenar	639	3	bk189	<b>215</b>	<b>196</b>	<b>243</b>	654	215.50	- 213.00	= 2.50	654 - 567=87
Dirk C. Yonkers	0	0	bk175	<b>207</b>	<b>227</b>	175	609	203.00	- 0.00	= 203.00	609 - 525=84
Mark A. Yonkers	1106	6	bk201	<b>247</b>	<b>215</b>	<b>221</b>	683	198.78	- 184.33	= 14.44	683 - 603=80
Tyler L. Mizner	9480	51	185	<b>234</b>	<b>226</b>	173	633	187.28	- 185.88	= 1.40	633 - 555=78
Anthony C. Eigenberg	14381	72	199	<b>243</b>	214	216	673	200.72	- 199.74	= 0.98	673 - 597=76
Ron A. Engel	0	0	bk166	139	<b>234</b>	<b>190</b>	563	187.67	- 0.00	= 187.67	563 - 498=65
Chris L. Stapleton	11899	72	165	198	<b>203</b>	157	558	166.09	- 165.26	= 0.83	558 - 495=63
Dan Schmidt	10007	48	208	<b>235</b>	<b>194</b>	<b>253</b>	682	209.59	- 208.48	= 1.11	682 - 624=58
Carter R. Hollis	13851	66	209	<b>244</b>	215	<b>225</b>	684	210.65	- 209.86	= 0.79	684 - 627=57
Michael G. Marcellus	14097	72	195	181	<b>235</b>	<b>221</b>	637	196.45	- 195.79	= 0.66	637 - 585=52
Andrew J. Kennedy	7706	54	142	<b>167</b>	114	<b>190</b>	471	143.46	- 142.70	= 0.75	471 - 426=45
Quentin S. Holliday	10257	72	142	<b>170</b>	<b>145</b>	<b>154</b>	469	143.01	- 142.46	= 0.56	469 - 426=43
Jake W. Peden	10810	66	163	154	<b>178</b>	<b>199</b>	531	164.36	- 163.79	= 0.57	531 - 489=42
Jarod D. Zikmund	14019	66	212	213	<b>231</b>	<b>233</b>	677	212.99	- 212.41	= 0.58	677 - 636=41
Alex J. Peden	10997	72	152	146	<b>158</b>	<b>191</b>	495	153.23	- 152.74	= 0.49	495 - 456=39
Austin M. Longmore	11665	60	194	<b>226</b>	<b>237</b>	157	620	195.00	- 194.42	= 0.58	620 - 582=38
Nolan P. Parr	4979	39	127	105	139	<b>169</b>	413	128.38	- 127.67	= 0.71	413 - 381=32
Blake R. Bogus	5988	42	142	<b>164</b>	<b>161</b>	131	456	143.20	- 142.57	= 0.63	456 - 426=30
Ivan D. Stones	11812	69	171	113	<b>214</b>	<b>212</b>	539	171.54	- 171.19	= 0.35	539 - 513=26
John W. Paul	8275	69	119	<b>128</b>	105	<b>142</b>	375	120.14	- 119.93	= 0.21	375 - 357=18
Javan D. Clement	11134	66	168	178	<b>191</b>	152	521	168.91	- 168.70	= 0.22	521 - 504=17
Jerry Schmitz	2771	15	184	<b>183</b>	<b>201</b>	180	564	185.28	- 184.73	= 0.54	564 - 552=12
Matt W. Morrow	3626	21	172	171	183	<b>174</b>	528	173.08	- 172.67	= 0.42	528 - 516=12
Jared J. Samuelson	14325	66	217	<b>211</b>	<b>237</b>	<b>214</b>	662	217.20	- 217.05	= 0.16	662 - 651=11
Bobby Turner Jr	10788	63	171	<b>167</b>	175	179	521	171.35	- 171.24	= 0.11	521 - 513=8
Nathan Banks	6194	36	172	<b>157</b>	<b>211</b>	156	524	172.26	- 172.06	= 0.20	524 - 516=8
Trevor A. Roberts	6925	44	157	154	<b>165</b>	160	479	157.53	- 157.39	= 0.15	479 - 471=8
Trevor D. Hibberd	11651	66	176	157	157	<b>221</b>	535	176.61	- 176.53	= 0.08	535 - 528=7
Bob Verbeck	0	0	133	<b>156</b>	130	114	400	133.33	- 0.00	= 133.33	400 - 399=1
Keith J. Smith	0	0	165	177	<b>169</b>	<b>150</b>	496	165.33	- 0.00	= 165.33	496 - 495=1
Lane E. Riffey	12261	69	177	166	<b>169</b>	<b>194</b>	529	177.64	- 177.70	= -0.06	529 - 531=-2
Ron J. Studnicka	11110	69	161	170	139	172	481	160.99	- 161.01	= -0.03	481 - 483=-2
Shawn E. Mizner	10684	60	178	<b>193</b>	148	<b>190</b>	531	178.02	- 178.07	= -0.05	531 - 534=-3
Bob Cherry	8436	72	117	117	105	<b>126</b>	348	117.12	- 117.17	= -0.05	348 - 351=-3

Classic 2024-25

Name	-----Old-----		Old					---Average Change---			Weekly Over Avg
	Pins	Games	Avg	-1-	-2-	-3-	Total	New	Old	----> +/-	Series Avg +/-
Eric R. Zikmund	7103	36	197	<b>194</b>	<b>196</b>	194	584	197.10	- 197.31	= -0.20	584 - 591=-7
Justin M. Hodges	12462	72	173	<b>161</b>	<b>134</b>	<b>213</b>	508	172.93	- 173.08	= -0.15	508 - 519=-11
Ryan E. Walton	12424	60	207	216	189	204	609	206.87	- 207.07	= -0.19	609 - 621=-12
Brooks D. Paul	8818	72	122	<b>143</b>	111	100	354	122.29	- 122.47	= -0.18	354 - 366=-12
Larry L. Harrington	10433	66	158	161	<b>169</b>	128	458	157.84	- 158.08	= -0.24	458 - 474=-16
Danny Jeffryes	9451	54	175	<b>160</b>	182	<b>167</b>	509	174.74	- 175.02	= -0.28	509 - 525=-16
Rich Hancock	502	3	bk162	<b>158</b>	<b>144</b>	<b>165</b>	467	161.50	- 167.33	= -5.83	467 - 486=-19
Kurt L. Schmidt	11754	60	195	162	<b>214</b>	187	563	195.51	- 195.90	= -0.39	563 - 585=-22
Cory D. Waddell	13014	63	206	<b>233</b>	167	196	596	206.21	- 206.57	= -0.36	596 - 618=-22
Craig A. Schutt	10757	66	162	135	182	140	457	162.52	- 162.98	= -0.46	457 - 486=-29
Cody D. Bristow	11464	66	173	161	147	<b>177</b>	485	173.17	- 173.70	= -0.52	485 - 519=-34
Gary D. Hatcher	10746	60	179	145	161	<b>179</b>	485	178.27	- 179.10	= -0.83	485 - 537=-52
John L. Krotz	2309	12	192	154	160	<b>207</b>	521	188.67	- 192.42	= -3.75	521 - 576=-55
Brandon J. Clement	8257	57	144	119	104	154	377	143.90	- 144.86	= -0.96	377 - 432=-55
Tom Richmond	13734	69	199	<b>175</b>	162	203	540	198.25	- 199.04	= -0.79	540 - 597=-57
Brad M. Olson	6098	30	203	<b>206</b>	167	178	551	201.48	- 203.27	= -1.78	551 - 609=-58
Gordon E. Thiessen	4130	18	229	<b>235</b>	179	202	616	226.00	- 229.44	= -3.44	616 - 687=-71
Masato M. Sugita	13665	72	189	<del>152</del>	<del>177</del>	<del>164</del>	493	188.77	- 189.79	= -1.02	493 - 567=-74
Leroy H. Hoss	8026	54	148	<b>114</b>	132	120	366	147.23	- 148.63	= -1.40	366 - 444=-78
Bob G. Vogt	1711	9	190	130	161	163	454	180.42	- 190.11	= -9.69	454 - 570=-116
Greg A. Pettit	2906	14	207	192	146	167	505	200.65	- 207.57	= -6.92	505 - 621=-116
Jason S. Feddersen	14628	66	221	162	194	<b>185</b>	541	219.84	- 221.64	= -1.80	541 - 663=-122

# Classic 2024-25

## Big Apple Fun Center

This report is for scores bowled March 17 which is Week 25 of 32

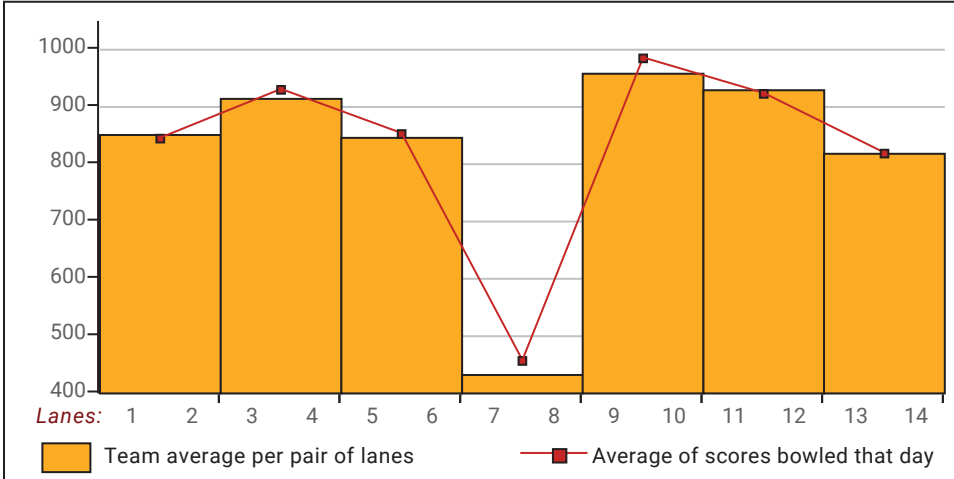
### This Week's Statistics: Lefties vs Righties

Unless designated left handed, bowlers are considered right handed.

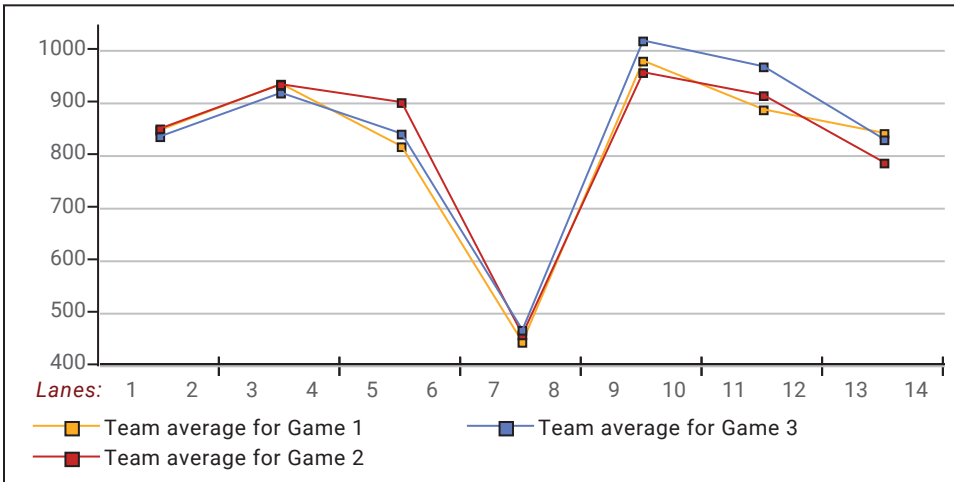
	Over All	Right	Left
How many people bowled	59	57	2
Number of games bowled	177	171	6
Actual average of week's scores	178.56	178.54	179.17
How many games above average	90	87	3
How many games below average	84	81	3
Pins above/below average per game	1.98	2.13	-2.33
How many people raised average	31	30	1
by this amount	2.71	2.80	0.15
How many people went down	26	25	1
by this amount	-1.59	-1.64	-0.36
League average before bowling	177.02	176.85	181.98
League average after bowling	177.75	177.60	181.87
Change in league average	0.72	0.75	-0.11
800s	--	--	--
775s	--	--	--
750s	--	--	--
725s	--	--	--
700s	--	--	--
675s	6	6	--
650s	3	3	--
625s	3	3	--
600s	4	4	--
575s	2	1	1
550s	5	5	--
525s	8	8	--
500s	7	7	--
475s	7	6	1
450s	7	7	--
425s	--	--	--
400s	2	2	--
below 400	5	5	--
300s	--	--	--
275s	--	--	--
250s	2	2	--
225s	21	20	1
200s	30	30	--
175s	38	37	1
150s	51	47	4
125s	22	22	--
100s	13	13	--
below 100	--	--	--

This report is for scores bowled March 17 which is Week 25 of 32

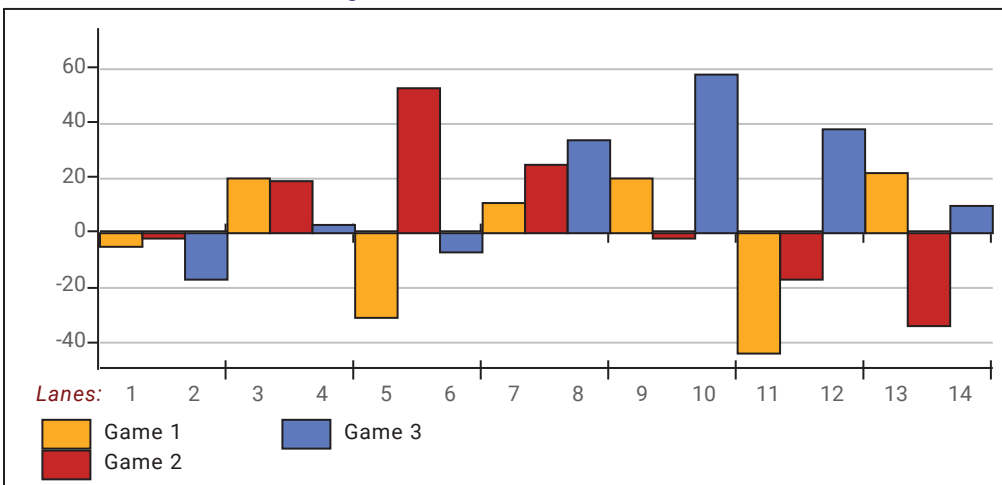
**Team Average vs Avg of Scores**



**Average of Scores for Each Game**

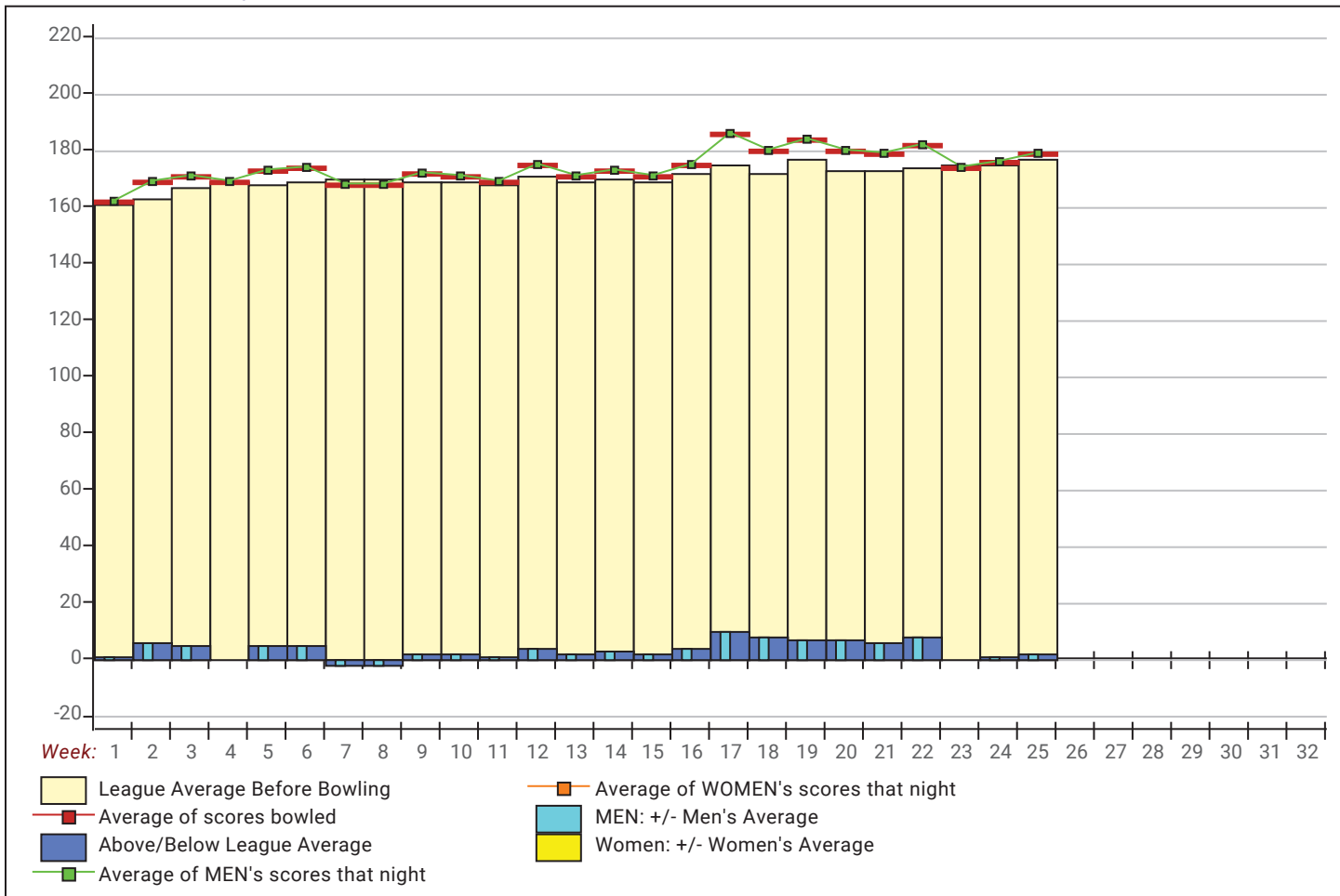


**Amount Over/Under Team Average**



This report is for scores bowled March 17 which is Week 25 of 32

League Average Week-by-Week



League Average Statistics for Last Week

	League	Right Hand	Left Hand
League Average Before Bowling	177.02	176.85	181.98
Average of scores bowled that night	178.56	178.54	179.17
New League Average After Bowling	177.75	177.60	181.87
Change in League Average	.72	.75	-.11
People Who Bowled Over Average	31	30	1
People Who Bowled Under Average	26	25	1
Average Amount of Series Over Avg	46.06	47.33	8.00
Average Amount of Series Under Avg	-41.50	-42.28	-22.00
Difference Avg, NiteAvg	1.98	2.13	-2.33
Number of Bowlers	59	57	2
Number of Games Bowled	177	171	6
People Who Raised Their Average	31	30	1
Raised By an Average of This Amount	2.71	2.80	.15
People Who Lowered Their Average	26	25	1
Lowered By an Average of This Amou	-1.59	-1.64	-.36
Number of Games Bowled Over Avera	90	87	3
Number of Games Bowled Under Avera	84	81	3

Note: Averages are based only on people who bowled.

# Press Release -- 3/18/2025

3/17/2025 Week 25 of 32

## Classic 2024-25

Monday 6:30 pm

Big Apple Fun Center

Lanes 1 - 14

### Team Standings

Place	Team Name	Avg p/gm	Points Won	Points Lost	Year-To-Date WON	Y-T-D LOST
1	Super Cool Unnamed Team	997	159	41	576	424
2	Peerless Machine	750	140½	59½	605½	394½
3	West	904	121	79	511½	488½
4	Cornhusker Ag/Rising Ag	900	112½	87½	495½	504½
5	Auto Central	763	109	91	472½	527½
6	Sorensen Group	939	82	78	434	526
7	Little Mexico Restaurant	771	95½	104½	444	556
8	AB Service & Repair	909	91	109	495	505
9	Kirkland Siding	837	89	111	538½	461½
10	Common Cents Bookkeeping	906	87	113	436½	563½
11	Kennedy Arborcare	854	62	98	470	490
12	Wii Bowling World Champs	859	70	130	530½	469½
13	Jack Lederman Co.	898	69	131	431½	568½
14	Draw Team	865	72½	127½	519	481

\*\* Teams appear out of order because standings are determined by percentage of wins to losses, NOT total points

\*\*\* Although not shown, standings are determined by points only for the current split

### Last Week's Top Scores

Scratch Game		Scratch Series		Handicap Game		Handicap Series	
255	Scott Bauer	691	Scott Bauer	283	Ron Engel	768	Brandon Conyers
253	Dan Schmidt	687	Brandon Conyers	273	Scott Bauer	745	Scott Bauer
247	Mark Yonkers	684	Carter Hollis	273	Brandon Conyers	734	Kevin Wise
246	Brandon Conyers	683	Mark Yonkers	269	Jeremy Sklenar	732	Jeremy Sklenar
244	Carter Hollis	682	Dan Schmidt	267	Dirk Yonkers	729	Dirk Yonkers
243	Anthony Eigenberg	677	Jarod Zikmund	264	Tyler Mizner	725	Mark Yonkers
243	Jeremy Sklenar	673	Anthony Eigenberg	263	Andrew Kennedy	723	Tyler Mizner
237	Austin Longmore	662	Jared Samuelson	262	Kevin Wise	721	Anthony Eigenberg
237	Jared Samuelson	654	Jeremy Sklenar	261	Mark Yonkers	710	Ron Engel
235	Michael Marcellus	647	Kevin Wise	260	Trevor Hibberd	708	Chris Stapleton
235	Gordon Thiessen			260	Dan Schmidt		

### Local and Bowling Center Awards

Name	USBC ID Number	Award Average	Award Games	G1	G2	G3	Series	Award Score	Award Received
Scott A. Bauer	1494-1881 USBC	197	66	255	203	233	691	255	250 Game (Local Assoc. Awards)
Brandon M. Conyers	11-187244 USBC	188	66	217	246	224	687	246	225 Game (Local Assoc. Awards)
Ron A. Engel	8632-889 USBC	166	54	139	234	190	563	234	225 Game (Local Assoc. Awards)
Trevor D. Hibberd	9726-4241 USBC	176		157	157	221	535	221	Clean Game (199 Average or Les (Local Ass
Carter R. Hollis	11-536044 USBC	209		244	215	225	684		Clean Series (Local Assoc. Awards)
Tyler L. Mizner	11-588272 USBC	185	51	234	226	173	633	234	225 Game (Local Assoc. Awards)
	11-588272 USBC	185	51	234	226	173	633	226	225 Game (Local Assoc. Awards)
Dan Schmidt	1524-36 USBC	208	48	235	194	253	682	253	250 Game (Local Assoc. Awards)
Jeremy D. Sklenar	6219-124 USBC	189	78	215	196	243	654	243	225 Game (Local Assoc. Awards)
Chris L. Stapleton	1494-452 USBC	165	72	198	203	157	558	203	200 Game (Local Assoc. Awards)
Ivan D. Stones	1494-6 USBC	171		113	214	212	539	212	Clean Game (199 Average or Les (Local Ass
Kevin L. Wise	1499-7602 USBC	186	69	205	233	209	647	233	225 Game (Local Assoc. Awards)
Dirk C. Yonkers	1494-3143 USBC	175	78	207	227	175	609	609	600 Series (Local Assoc. Awards)
	1494-3143 USBC	175	78	207	227	175	609	227	225 Game (Local Assoc. Awards)
Eric R. Zikmund	1494-2816 USBC	197		194	196	194	584	196	Clean Game (199 Average or Les (Local Ass