

Classic 2024-25

Monday 6:30 pm

Big Apple Fun Center

Lanes 1 - 14

President: Doug Giles is on Lane 6 (308)627-5683

Vice President: Austin Longmore is on Lane 10 (308)233-1251

Secretary/Treasurer: Gary Hatcher is on Lane 5 (308)238-3914

Team Standings

Place	#	Team Name	Points Won	Points Lost	%Won	Pins + HDCP	Scratch Pins	Avg p/gm	High Game	High Sers	HDCP Game	HDCP Sers
1	8	West	36	4	90.0	69271	56740	900	1087	3035	1245	3491
2	5	Super Cool Unnamed Team	35½	4½	88.8	69483	62457	991	1203	3311	1312	3638
3	9	AB Service & Repair	34	6	85.0	69090	56913	903	1036	3014	1256	3539
4	7	Peerless Machine	32	8	80.0	70184	46751	742	887	2578	1215	3547
5	11	Cornhusker Ag/Rising Ag	30	10	75.0	69445	56101	890	1016	2962	1226	3558
6	10	Wii Bowling World Champs	20	20	50.0	70015	54397	863	1024	2929	1241	3528
7	13	Auto Central	20	20	50.0	69268	47872	759	923	2505	1241	3466
8	6	Sorensen Group	14	26	35.0	67734	59187	939	1171	3189	1327	3657
9	14	Jack Lederman Co.	10	30	25.0	68929	56428	895	1137	2999	1287	3449
10	2	Kennedy Arborcare	8	32	20.0	69322	53557	850	1027	2851	1246	3553
11	3	Kirkland Siding	6	34	15.0	69584	52481	833	1099	2898	1332	3597
12	12	Common Cents Bookkeeping	4½	35½	11.3	68355	57123	906	1075	3000	1238	3489
13	4	Little Mexico Restaurant	4	36	10.0	67702	48571	770	918	2558	1191	3370
14	1	Draw Team	26	14		69150	54825	870	1171	3189	1327	3657

Review of Last Week's Bowling.....

Lanes	Team Name	HDCP -1-	HDCP -2-	HDCP -3-	HDCP Total	Last Wk WON		Team Name	HDCP -1-	HDCP -2-	HDCP -3-	HDCP Total	Last Wk WON
1-2	Draw Team	1148	1016	1067	3231	26	<--->	Sorensen Group	1062	1009	1096	3167	14
3-4	Cornhusker Ag/Rising	1127	1107	1116	3350	30	<--->	Jack Lederman Co.	1080	1061	1091	3232	10
5-6	Wii Bowling World Ch	1137	1094	1022	3253	20	<--->	Auto Central	1148	1016	1067	3231	20
7-8	Kirkland Siding	1139	1022	1132	3293	6	<--->	AB Service & Repair	1146	1205	1188	3539	34
9-10	Peerless Machine	1167	1210	1170	3547	32	<--->	Kennedy Arborcare	1110	1143	1128	3381	8
11-12	Common Cents Bookk	1027	1087	1051	3165	4½	<--->	Super Cool Unnamed	1239	1145	1128	3512	35½
13-14	West	1172	1080	1239	3491	36	<--->	Little Mexico Restaur	1064	1079	1097	3240	4

Lane Assignments

	1-2	3-4	5-6	7-8	9-10	11-12	13-14
Wk22 02/17	1- 11	14- 3	8- 6	10- 4	2- 12	7- 9	5- 13
Wk23 02/24	1- 5	9- 11	4- 7	8- 3	13- 12	6- 10	2- 14
Wk24 03/03	1- 7	2- 5	12- 3	8- 10	14- 6	13- 11	4- 9

Last Week's Top Scores

Team Scratch Game	Team Scratch Series	Team Handicap Game	Team Handicap Series
1154 Super Cool Unnamed Team	3257 Super Cool Unnamed Team	1239 Super Cool Unnamed Team	3547 Peerless Machine
1087 West	3035 West	1239 West	3539 AB Service & Repai
1030 AB Service & Repair	3014 AB Service & Repair	1210 Peerless Machine	3512 Super Cool Unnam
957 Sorensen Group	2800 Jack Lederman Co.	1205 AB Service & Repair	3491 West
947 Jack Lederman Co.	2750 Sorensen Group	1148 Auto Central	3381 Kennedy Arborcare
930 Kennedy Arborcare	2742 Kennedy Arborcare	1143 Kennedy Arborcare	3350 Cornhusker Ag/Risi
912 Cornhusker Ag/Rising Ag	2705 Cornhusker Ag/Rising Ag	1139 Kirkland Siding	3293 Kirkland Siding
893 Wii Bowling World Champs	2578 Peerless Machine	1137 Wii Bowling World Champs	3253 Wii Bowling World
887 Peerless Machine	2521 Wii Bowling World Champs	1127 Cornhusker Ag/Rising Ag	3240 Little Mexico Resta
880 Kirkland Siding	2517 Common Cents Bookkeepi	1097 Little Mexico Restaurant	3232 Jack Lederman Co.
871 Common Cents Bookkeepi	2516 Kirkland Siding	1096 Sorensen Group	3231 Auto Central
845 Auto Central	2322 Auto Central	1091 Jack Lederman Co.	3167 Sorensen Group
753 Little Mexico Restaurant	2208 Little Mexico Restaurant	1087 Common Cents Bookkeepi	3165 Common Cents Bo

Last Week's Top Scores - Continued

Scratch Game		Scratch Series		Handicap Game		Handicap Series	
268	Chuck Brisbin	724	Carter Hollis	299	Jacob Roth	748	Carter Hollis
268	Cory Waddell	715	Dan Schmidt	287	Quentin Holliday	745	Cory Waddell
268	Dan Schmidt	706	Cory Waddell	285	Masato Sugita	743	Jacob Roth
267	Carter Hollis	704	Chuck Brisbin	281	Cory Waddell	741	Cody Bristow
267	Jason Feddersen	703	Gordon Thiessen	281	Bill Kirkland	739	John Paul
258	Masato Sugita	700	Jason Feddersen	278	Johnny Nikkila	739	Dan Schmidt
255	Scott Bauer	663	Tom Richmond	276	Conan Gifford	729	Kevin Wise
254	Ryan Walton	660	Justin Swanek	276	Alex Peden	725	Johnny Nikkila
253	Gordon Thiessen	647	Jeremy Dalland	276	Dan Schmidt	725	Chuck Brisbin
247	Justin Swanek	646	Ryan Walton	275	Scott Bauer	721	Ivan Stones
				275	Chuck Brisbin		
				275	Carter Hollis		

Season High Scores

Team Scratch Game		Team Scratch Series		Team Handicap Game		Team Handicap Series	
1203	Super Cool Unnamed Team	3311	Super Cool Unnamed Team	1332	Kirkland Siding	3657	Sorensen Group
1171	Sorensen Group	3189	Sorensen Group	1327	Sorensen Group	3638	Super Cool Unnam
1137	Jack Lederman Co.	3035	West	1312	Super Cool Unnamed Team	3597	Kirkland Siding
1099	Kirkland Siding	3014	AB Service & Repair	1287	Jack Lederman Co.	3558	Cornhusker Ag/Risi
1087	West	3000	Common Cents Bookkeepi	1256	AB Service & Repair	3553	Kennedy Arborcare
1075	Common Cents Bookkeepi	2999	Jack Lederman Co.	1246	Kennedy Arborcare	3547	Peerless Machine
1036	AB Service & Repair	2962	Cornhusker Ag/Rising Ag	1245	West	3539	AB Service & Repai
1027	Kennedy Arborcare	2929	Wii Bowling World Champs	1241	Wii Bowling World Champs	3528	Wii Bowling World
1024	Wii Bowling World Champs	2898	Kirkland Siding	1241	Auto Central	3491	West
1016	Cornhusker Ag/Rising Ag	2851	Kennedy Arborcare	1238	Common Cents Bookkeepi	3489	Common Cents Bo
923	Auto Central	2578	Peerless Machine	1226	Cornhusker Ag/Rising Ag	3466	Auto Central
918	Little Mexico Restaurant	2558	Little Mexico Restaurant	1215	Peerless Machine	3449	Jack Lederman Co.
887	Peerless Machine	2505	Auto Central	1191	Little Mexico Restaurant	3370	Little Mexico Resta
Scratch Game		Scratch Series		Handicap Game		Handicap Series	
300	Gordon Thiessen	778	Jared Samuelson	317	Trevor Hibberd	851	Hewitt Moyer
300	Jared Samuelson	760	Gordon Thiessen	310	Justin Hodges	823	Kevin Wise
290	Jason Feddersen	755	Carter Hollis	310	Hewitt Moyer	816	Masato Sugita
289	Jeremy Dalland	735	Austin Longmore	308	Bobby Turner Jr	809	Bobby Turner Jr
286	Cory Waddell	735	Josh Krolikowski	307	Jake Peden	807	Josh Krolikowski
283	Josh Krolikowski	728	Jason Feddersen	307	Masato Sugita	804	Austin Longmore
280	Jarod Zikmund	726	Jeremy Dalland	304	Josh Krolikowski	797	Carter Hollis
278	Anthony Eigenberg	721	Jarod Zikmund	304	Jared Samuelson	795	Javan Clement
275	Chuck Brisbin	719	Hewitt Moyer	302	Jason Feddersen	790	Jared Samuelson
270	Masato Sugita	715	Dan Schmidt	301	Kevin Moriarty	787	Johnny Nikkila
		715	Todd Mathews	301	Cody Bristow		
				301	Cory Waddell		

Team Rosters

1 - Draw Team

Name	Avg	HDCP	Pins	Gms	Points Won	High Game	High Sers	HDCP Game	HDCP Sers	0's	200's	250's	0's	600's	700's
				3	4.0	227	618	236	645	1	2	--	--	1	--
				6	4.0	211	584	238	665	4	2	--	2	--	--
				57	44.0	242	664	270	748	36	21	--	13	6	--
				63	42.5	184	511	260	736	63	--	--	21	--	--
				57	44.0	247	603	301	763	41	16	--	18	1	--
				51	36.0	247	643	272	745	29	22	--	10	7	--
				39	26.5	268	715	276	739	12	25	2	2	10	1

2 - Kennedy Arborcare

Name	Avg	HDCP	Pins	Gms	Points Won	High Game	High Sers	HDCP Game	HDCP Sers	0's	200's	250's	0's	600's	700's
Matthew J. Doerr	129	86	4287	33	16.5	168	436	245	694	33	--	--	11	--	--
Andrew J. Kennedy	142	73	6855	48	32.0	194	494	270	734	48	--	--	16	--	--
Mike McCollough	161	54	6297	39	24.0	197	530	253	706	39	--	--	13	--	--
Brandon M. Conyers	188	27	10757	57	49.5	247	642	281	769	35	22	--	13	6	--
Kevin L. Wise	184	31	11094	60	34.0	256	691	290	823	42	17	1	15	5	--
Masato M. Sugita	189	26	11925	63	44.0	270	705	307	816	44	17	2	16	4	1

Classic 2024-25

3 - Kirkland Siding

Name	Avg	HDCP	Pins	Gms	Points Won	High Game	High Sers	HDCP Game	HDCP Sers	0's	200's	250's	0's	600's	700's
Bill Kirkland	158	57	9502	60	39.0	224	548	281	722	56	4	--	20	--	--
Conan R. Gifford	156	59	7833	50	40.0	216	583	278	778	47	3	--	16	--	--
Larry L. Harrington	158	57	9062	57	40.0	200	545	264	743	56	1	--	19	--	--
Bobby Turner Jr	169	46	9163	54	39.0	257	665	308	809	47	5	2	15	3	--
Lane E. Riffey	176	39	11109	63	44.5	254	604	296	748	54	8	1	20	1	--
Brad M. Olson	203	12	4884	24	18.0	249	682	267	742	10	14	--	3	5	--

4 - Little Mexico Restaurant

Name	Avg	HDCP	Pins	Gms	Points Won	High Game	High Sers	HDCP Game	HDCP Sers	0's	200's	250's	0's	600's	700's
Nathan Banks	172	43	5683	33	22.0	220	560	264	692	28	5	--	11	--	--
Nolan P. Parr	126	89	4183	33	20.5	175	437	263	681	33	--	--	11	--	--
Quentin S. Holliday	141	74	8923	63	38.0	212	494	287	719	62	1	--	21	--	--
Scott A. Asay	144	71	4320	30	19.0	184	503	269	758	30	--	--	10	--	--
Trevor A. Roberts	158	57	6484	41	24.0	217	536	270	705	39	2	--	13	--	--
Cruz A. Evans	168	47	8108	48	27.0	244	588	294	737	40	8	--	16	--	--
Craig A. Schutt	162	53	9247	57	31.0	221	539	274	689	54	3	--	19	--	--

5 - Super Cool Unnamed Team

Name	Avg	HDCP	Pins	Gms	Points Won	High Game	High Sers	HDCP Game	HDCP Sers	0's	200's	250's	0's	600's	700's
Tom Richmond	198	17	11894	60	35.0	269	705	293	783	37	17	6	11	8	1
Jason D. Stubbs	183	32	10482	57	43.5	257	660	293	768	42	14	1	15	4	--
Tom McLeod	176	39	2120	12	4.0	235	580	279	712	9	3	--	4	--	--
Scott A. Bauer	196	19	11176	57	47.0	255	690	277	771	31	24	2	11	8	--
Ryan E. Walton	208	7	11257	54	48.0	256	708	274	761	17	33	4	6	10	2
Todd M. Mathews	bk205	10	1284	6	6.0	254	715	264	745	2	3	1	1	--	1
Chuck M. Brisbin	209	6	12594	60	43.5	275	709	285	760	25	30	5	5	12	3

6 - Sorensen Group

Name	Avg	HDCP	Pins	Gms	Points Won	High Game	High Sers	HDCP Game	HDCP Sers	0's	200's	250's	0's	600's	700's
Doug Giles	177	38	10654	60	32.0	246	591	295	738	49	11	--	20	--	--
Chris R. Lytle	165	50	7468	45	23.5	216	610	258	730	40	5	--	14	1	--
Logan J. Albright	183	32	8263	45	28.5	236	614	274	736	34	11	--	13	2	--
Jeff A. Fruhling	189	26	9662	51	33.0	258	681	294	771	33	16	2	12	5	--
Josh K. Krolkowski	194	21	10528	54	35.0	283	735	304	807	33	17	4	13	3	2
Jerred J. Johnson	bk205	10	631	3	1.0	226	631	236	661	1	2	--	--	1	--
Jeremy J. Dalland	216	0	10387	48	35.0	289	726	258	671	13	30	5	2	12	2

7 - Peerless Machine

Name	Avg	HDCP	Pins	Gms	Points Won	High Game	High Sers	HDCP Game	HDCP Sers	0's	200's	250's	0's	600's	700's
Jacob M. Rodriguez	102	113	924	9	5.0	146	334	256	664	9	--	--	3	--	--
Brooks D. Paul	121	94	7678	63	40.5	170	428	267	728	63	--	--	21	--	--
John W. Paul	119	96	7157	60	40.0	162	445	263	739	60	--	--	20	--	--
Nate Grabenstein	110	105	332	3		119	332	224	647	3	--	--	1	--	--
Alex J. Peden	152	63	9578	63	51.0	214	561	280	759	61	2	--	21	--	--
Jake W. Peden	163	52	9294	57	44.0	247	593	307	773	52	5	--	19	--	--
Cory D. Waddell	203	12	11009	54	48.5	286	706	301	769	24	26	4	8	8	2

8 - West

Name	Avg	HDCP	Pins	Gms	Points Won	High Game	High Sers	HDCP Game	HDCP Sers	0's	200's	250's	0's	600's	700's
Bob Stevens	159	56	10017	63	38.5	233	592	292	769	59	4	--	21	--	--
Jerry Schmitz	184	31	2771	15	12.0	210	616	248	724	8	7	--	4	1	--
Johnny L. Nikkila	174	41	10471	60	48.5	243	604	287	787	51	9	--	19	1	--
Ivan D. Stones	169	46	10159	60	36.0	224	580	275	723	53	7	--	20	--	--
Gary D. Hatcher	179	36	9151	51	27.0	226	623	267	746	37	14	--	15	2	--
Gordon E. Thiessen	231	0	3479	15	15.5	300	760	300	760	3	7	5	--	2	3
Justin R. Swanek	209	6	10692	51	34.0	268	692	274	719	20	29	2	3	14	--

9 - AB Service & Repair

Name	Avg	HDCP	Pins	Gms	Points	High	High	HDCP	HDCP	0's	200's	250's	0's	600's	700's
					Won	Game	Sers	Game	Sers						
Eric R. Bedke	206	9	618	3	4.0	227	618	236	645	1	2	--	--	1	--
Tom Soderholm	bk188	27	1147	6	4.0	211	584	238	665	4	2	--	2	--	--
Mike Brown	190	25	10868	57	44.0	242	664	270	748	36	21	--	13	6	--
Sean A. McBride	142	73	8966	63	42.5	184	511	260	736	63	--	--	21	--	--
Cody D. Bristow	170	45	9729	57	44.0	247	603	301	763	41	16	--	18	1	--
Kurt L. Schmidt	195	20	9946	51	36.0	247	643	272	745	29	22	--	10	7	--
Dan Schmidt	209	6	8167	39	26.5	268	715	276	739	12	25	2	2	10	1

10 - Wii Bowling World Champs

Name	Avg	HDCP	Pins	Gms	Points	High	High	HDCP	HDCP	0's	200's	250's	0's	600's	700's
					Won	Game	Sers	Game	Sers						
Scott A. Feddersen	161	54	3382	21	17.0	192	552	255	726	21	--	--	7	--	--
Jacob D. Roth	102	113	4319	42	35.0	184	398	299	743	42	--	--	14	--	--
Brandon J. Clement	144	71	7354	51	32.5	212	511	285	739	49	2	--	17	--	--
Matt W. Morrow	175	40	3167	18	12.0	202	553	244	671	16	2	--	6	--	--
Javan D. Clement	170	45	9728	57	48.0	236	612	299	795	43	14	--	17	2	--
Anthony C. Eigenberg	200	15	12624	63	45.5	278	714	293	750	28	33	2	13	7	1
Jason S. Feddersen	223	0	12732	57	42.0	290	728	302	764	13	33	11	2	9	8

11 - Cornhusker Ag/Rising Ag

Name	Avg	HDCP	Pins	Gms	Points	High	High	HDCP	HDCP	0's	200's	250's	0's	600's	700's
					Won	Game	Sers	Game	Sers						
Blake R. Bogus	138	77	4994	36	27.5	184	492	263	729	36	--	--	12	--	--
Doug Samuelson	138	77	6216	45	30.0	192	485	274	741	45	--	--	15	--	--
Brent E. Hollis	155	60	1863	12	9.0	226	511	300	733	11	1	--	4	--	--
Bob G. Vogt	bk164	51	1080	6	6.0	218	552	269	705	4	2	--	2	--	--
Hewitt P. Moyer	177	38	7472	42	26.0	266	719	310	851	33	8	1	13	--	1
Danny Jeffries	174	41	7836	45	31.0	205	578	256	726	41	4	--	15	--	--
Carter R. Hollis	208	7	12523	60	35.5	267	755	280	797	23	28	9	4	14	2
Jared J. Samuelson	215	0	12272	57	33.0	300	778	304	790	20	29	8	4	13	2

12 - Common Cents Bookkeeping

Name	Avg	HDCP	Pins	Gms	Points	High	High	HDCP	HDCP	0's	200's	250's	0's	600's	700's
					Won	Game	Sers	Game	Sers						
Ethan M. Mizner	151	64	4096	27	10.5	237	497	291	659	25	2	--	9	--	--
Justin M. Hodges	173	42	10955	63	45.0	256	619	310	770	52	10	1	18	3	--
Shawn E. Mizner	176	39	9024	51	26.0	229	595	266	724	39	12	--	17	--	--
Tyler L. Mizner	185	30	9480	51	39.0	235	610	267	703	36	15	--	16	1	--
Michael G. Marcellus	195	20	12324	63	41.0	257	667	277	742	37	24	2	11	10	--
Austin M. Longmore	195	20	9974	51	36.5	267	735	290	804	27	22	2	10	6	1

13 - Auto Central

Name	Avg	HDCP	Pins	Gms	Points	High	High	HDCP	HDCP	0's	200's	250's	0's	600's	700's
					Won	Game	Sers	Game	Sers						
Bob Cherry	116	99	7314	63	52.0	167	430	273	744	63	--	--	21	--	--
Bob J. Hunt	142	73	6824	48	33.0	215	506	297	752	46	2	--	16	--	--
Mark A. Woodside	144	71	6504	45	29.0	189	498	261	714	45	--	--	15	--	--
Chris C. Hunt	160	55	1444	9	3.0	212	528	251	645	7	2	--	3	--	--
Chris L. Stapleton	163	52	10272	63	29.0	224	599	278	764	57	6	--	21	--	--
Kevin L. Moriarty	181	34	11427	63	38.0	265	661	301	775	44	17	2	16	5	--
John L. Krotz	192	23	2309	12	8.0	236	591	275	708	9	3	--	4	--	--

14 - Jack Lederman Co.

Name	Avg	HDCP	Pins	Gms	Points	High	High	HDCP	HDCP	0's	200's	250's	0's	600's	700's
					Won	Game	Sers	Game	Sers						
Ron J. Studnicka	160	55	9616	60	40.0	223	544	283	724	55	5	--	20	--	--
Trevor D. Hibberd	175	40	10006	57	36.5	264	567	317	726	48	8	1	19	--	--
Eric R. Zikmund	198	17	5955	30	19.0	257	698	282	764	13	15	2	5	5	--
Leroy H. Hoss	149	66	7649	51	32.0	200	499	267	700	50	1	--	17	--	--
David D. Hibberd	189	26	10225	54	29.0	247	642	281	744	33	21	--	12	6	--
Jarod D. Zikmund	210	5	11997	57	34.5	280	721	293	739	21	28	8	3	15	1

Temporary Substitutes

Name	Avg	HDCP	Pins	Gms	Points Won	High Game	High Sers	HDCP Game	HDCP Sers	0's	200's	250's	0's	600's	700's
Tim Adkins	194	21	1748	9	7.0	214	602	262	746	6	3	--	2	1	--
Keith A. Albright	205	10	615	3	2.0	227	615	237	645	1	2	--	--	1	--
Brandon Brinegar	bk128	87	720	6	1.0	145	383	232	644	6	--	--	2	--	--
Chris P. Drew	129	86	779	6	5.5	175	445	279	757	6	--	--	2	--	--
Larry K. Giddings	bk181	34	999	6	1.0	201	544	235	646	5	1	--	2	--	--
Micah J. Hadley	183	32	550	3		213	550	245	646	2	1	--	1	--	--
Carson M. Hemmer	137	78	824	6	3.0	169	417	245	645	6	--	--	2	--	--
Doug Houtz	167	48	2517	15	11.0	201	561	247	699	14	1	--	5	--	--
Ben L. Howard	bk180	35	1061	6	1.0	210	590	245	695	5	1	--	2	--	--
Dave Jamrog	bk148	67	494	3	3.0	193	494	260	695	3	--	--	1	--	--
Greg A. Pettit	207	8	2906	14	6.0	247	658	263	706	5	9	--	2	2	--
Richard M. Serr	bk161	54	1013	6	4.0	195	524	249	686	6	--	--	2	--	--
Devon L. Smith	bk184	31	1111	6	1.5	212	569	243	662	5	1	--	2	--	--
Mark A. Yonkers	bk201	14	1106	6	2.0	213	568	227	610	5	1	--	2	--	--

High Individual Match Points

52 Bob Cherry	51 Alex Peden	49.5 Brandon Conyers	48.5 Johnny Nikkila
48.5 Cory Waddell	48 Ryan Walton	48 Javan Clement	47 Scott Bauer
45.5 Anthony Eigenberg	45 Justin Hodges	44.5 Lane Riffey	44 Jake Peden
44 Mike Brown	44 Masato Sugita	44 Cody Bristow	43.5 Jason Stubbs

Individual High Averages

223.37 Jason Feddersen	216.40 Jeremy Dalland	215.30 Jared Samuelson	210.47 Jarod Zikmund
209.90 Chuck Brisbin	209.65 Justin Swanek	209.41 Dan Schmidt	208.72 Carter Hollis
208.46 Ryan Walton	203.87 Cory Waddell	203.50 Brad Olson	200.38 Anthony Eigenberg
198.50 Eric Zikmund	198.23 Tom Richmond	196.07 Scott Bauer	195.62 Michael Marcellus
195.57 Austin Longmore	195.02 Kurt Schmidt	194.96 Josh Krolikowski	190.67 Mike Brown

Most Improved Average

153 to 170.68 = +17.68	Cody Bristow	189 to 203.87 = +14.87	Cory Waddell
157 to 170.67 = +13.67	Javan Clement	183 to 196.07 = +13.07	Scott Bauer
150 to 163.05 = +13.05	Jake Peden	177 to 188.72 = +11.72	Brandon Conyers
163 to 174.52 = +11.52	Johnny Nikkila	149 to 160.27 = +11.27	Ron Studnicka
131 to 142.17 = +11.17	Bob Hunt	179 to 189.29 = +10.29	Masato Sugita

Most Un-Improved Averages

179 to 165.96 = -13.04	Chris Lytle	229 to 216.40 = -12.60	Jeremy Dalland
208 to 200.38 = -7.62	Anthony Eigenberg	176 to 168.92 = -7.08	Cruz Evans
164 to 158.15 = -5.85	Trevor Roberts	229 to 223.37 = -5.63	Jason Feddersen
181 to 176.94 = -4.06	Shawn Mizner	165 to 162.23 = -2.77	Craig Schutt
213 to 210.47 = -2.53	Jarod Zikmund	147 to 144.53 = -2.47	Mark Woodside

Classic 2024-25

Big Apple Fun Center

Reprint of Scores -- Week 21

Lane 1 1 - Draw Team - Auto Central

Name	Old Avg	Old HDCP	-1-	-2-	-3-	Total	HDCP Total
			147	110	144	401	701
			181	166	135	482	698
			136	134	146	416	548
			192	147	165	504	663
			189	156	174	519	621
			====	====	====	====	====
Scratch Total			845	713	764	2322	2322
Handicap			303	303	303		909
Total			1148	1016	1067	2322	3231

Lane 2 6 - Sorensen Group Week 21 2/10/2025

Name	Old Avg	Old HDCP	-1-	-2-	-3-	Total	HDCP Total
Doug Giles	177	38	194	165	170	529	643
Chris R. Lytle	166	49	165	127	169	461	608
Logan J. Albright	182	33	192	230	192	614	713
Josh K. Krolikowski	196	19	136	159	204	499	556
Jeremy J. Dalland	216	0	236	189	222	647	647
			====	====	====	====	====
Scratch Total			923	870	957	2750	2750
Handicap			139	139	139		417
Total			1062	1009	1096	2750	3167
Team Points Won			0.0	0.0	5.0	5.0	5.0
Match Points Won			2.0	1.0	4.0	9.0	9.0
Total Points Won			2.0	1.0	9.0	14.0	14.0

Lane 3 11 - Cornhusker Ag/Rising Ag Week 21 2/10/2025

Name	Old Avg	Old HDCP	-1-	-2-	-3-	Total	HDCP Total
Doug Samuelson	138	77	130	137	125	392	623
Bob G. Vogt	bk164	51	218	174	136	528	681
Hewitt P. Moyer	178	37	143	192	179	514	625
Danny Jeffryes	173	42	193	160	194	547	673
Carter R. Hollis	207	8	228	229	267	724	748
			====	====	====	====	====
Scratch Total			912	892	901	2705	2705
Handicap			215	215	215		645
Total			1127	1107	1116	2705	3350
Team Points Won			5.0	5.0	5.0	20.0	20.0
Match Points Won			3.0	3.0	2.0	10.0	10.0
Total Points Won			8.0	8.0	7.0	30.0	30.0

Lane 4 14 - Jack Lederman Co. Week 21 2/10/2025

Name	Old Avg	Old HDCP	-1-	-2-	-3-	Total	HDCP Total
Ron J. Studnicka	160	55	161	150	152	463	628
Trevor D. Hibberd	175	40	191	186	129	506	626
Eric R. Zikmund	197	18	190	224	202	616	670
David D. Hibberd	188	27	196	174	242	612	693
Jarod D. Zikmund	211	4	198	183	222	603	615
			====	====	====	====	====
Scratch Total			936	917	947	2800	2800
Handicap			144	144	144		432
Total			1080	1061	1091	2800	3232
Team Points Won			0.0	0.0	0.0	0.0	0.0
Match Points Won			2.0	2.0	3.0	10.0	10.0
Total Points Won			2.0	2.0	3.0	10.0	10.0

Lane 5 10 - Wii Bowling World Champs Week 21 2/10/2025

Name	Old Avg	Old HDCP	-1-	-2-	-3-	Total	HDCP Total
Jacob D. Roth	100	115	184	106	108	398	743
Brandon J. Clement	144	71	159	160	123	442	655
Javan D. Clement	171	44	164	136	166	466	598
Anthony C. Eigenberg	201	14	139	181	195	515	557
Jason S. Feddersen	222	0	247	267	186	700	700
			====	====	====	====	====
Scratch Total			893	850	778	2521	2521
Handicap			244	244	244		732
Total			1137	1094	1022	2521	3253
Team Points Won			0.0	5.0	0.0	10.0	10.0
Match Points Won			3.0	3.0	1.0	10.0	10.0
Total Points Won			3.0	8.0	1.0	20.0	20.0

Lane 6 13 - Auto Central Week 21 2/10/2025

Name	Old Avg	Old HDCP	-1-	-2-	-3-	Total	HDCP Total
Bob Cherry	115	100	147	110	144	401	701
Mark A. Woodside	143	72	181	166	135	482	698
Chris C. Hunt	171	44	136	134	146	416	548
Chris L. Stapleton	162	53	192	147	165	504	663
Kevin L. Moriarty	181	34	189	156	174	519	621
			====	====	====	====	====
Scratch Total			845	713	764	2322	2322
Handicap			303	303	303		909
Total			1148	1016	1067	2322	3231
Team Points Won			5.0	0.0	5.0	10.0	10.0
Match Points Won			2.0	2.0	4.0	10.0	10.0
Total Points Won			7.0	2.0	9.0	20.0	20.0

Classic 2024-25

Lane 7 3 - Kirkland Siding Week 21 2/10/2025

Name	Old Avg	Old HDCP	-1-	-2-	-3-	Total	HDCP Total
Bill Kirkland	158	57	136	133	224	493	664
Conan R. Gifford	155	60	216	149	171	536	716
Larry L. Harrington	158	57	170	151	159	480	651
Bobby Turner Jr	169	46	180	180	147	507	645
Lane E. Riffey	176	39	178	150	172	500	617
			====	====	====	====	====
Scratch Total			880	763	873	2516	2516
Handicap			259	259	259		777
Total			1139	1022	1132	2516	3293
Team Points Won			0.0	0.0	0.0	0.0	0.0
Match Points Won			2.0	1.0	2.0	6.0	6.0
Total Points Won			2.0	1.0	2.0	6.0	6.0

Lane 8 9 - AB Service & Repair Week 21 2/10/2025

Name	Old Avg	Old HDCP	-1-	-2-	-3-	Total	HDCP Total
Mike Brown	189	26	216	192	234	642	720
Sean A. McBride	142	73	139	131	141	411	630
Cody D. Bristow	169	46	202	205	196	603	741
Kurt L. Schmidt	193	22	171	234	238	643	709
Dan Schmidt	207	8	243	268	204	715	739
			====	====	====	====	====
Scratch Total			971	1030	1013	3014	3014
Handicap			175	175	175		525
Total			1146	1205	1188	3014	3539
Team Points Won			5.0	5.0	5.0	20.0	20.0
Match Points Won			3.0	4.0	3.0	14.0	14.0
Total Points Won			8.0	9.0	8.0	34.0	34.0

Lane 9 7 - Peerless Machine Week 21 2/10/2025

Name	Old Avg	Old HDCP	-1-	-2-	-3-	Total	HDCP Total
Brooks D. Paul	121	94	123	110	142	375	657
John W. Paul	117	98	151	154	140	445	739
Alex J. Peden	150	65	171	211	139	521	716
Jake W. Peden	162	53	173	200	158	531	690
Cory D. Waddell	202	13	226	212	268	706	745
			====	====	====	====	====
Scratch Total			844	887	847	2578	2578
Handicap			323	323	323		969
Total			1167	1210	1170	2578	3547
Team Points Won			5.0	5.0	5.0	20.0	20.0
Match Points Won			4.0	3.0	2.0	12.0	12.0
Total Points Won			9.0	8.0	7.0	32.0	32.0

Lane 10 2 - Kennedy Arborcare Week 21 2/10/2025

Name	Old Avg	Old HDCP	-1-	-2-	-3-	Total	HDCP Total
Andrew J. Kennedy	142	73	142	166	134	442	661
Mike McCollough	160	55	156	166	184	506	671
Brandon M. Conyers	189	26	149	197	187	533	611
Kevin L. Wise	183	32	192	233	208	633	729
Masato M. Sugita	188	27	258	168	202	628	709
			====	====	====	====	====
Scratch Total			897	930	915	2742	2742
Handicap			213	213	213		639
Total			1110	1143	1128	2742	3381
Team Points Won			0.0	0.0	0.0	0.0	0.0
Match Points Won			1.0	2.0	3.0	8.0	8.0
Total Points Won			1.0	2.0	3.0	8.0	8.0

Lane 11 12 - Common Cents Bookkeeping Week 21 2/10/2025

Name	Old Avg	Old HDCP	-1-	-2-	-3-	Total	HDCP Total
Brandon Brinegar	bk128	87	108	112	117	337	598
Justin M. Hodges	173	42	186	203	167	556	682
Shawn E. Mizner	176	39	173	211	147	531	648
Tyler L. Mizner	186	29	178	168	206	552	639
Michael G. Marcellus	196	19	166	177	198	541	598
			====	====	====	====	====
Scratch Total			811	871	835	2517	2517
Handicap			216	216	216		648
Total			1027	1087	1051	2517	3165
Team Points Won			0.0	0.0	0.0	0.0	0.0
Match Points Won			0.5	2.0	2.0	4.5	4.5
Total Points Won			0.5	2.0	2.0	4.5	4.5

Lane 12 5 - Super Cool Unnamed Team Week 21 2/10/2025

Name	Old Avg	Old HDCP	-1-	-2-	-3-	Total	HDCP Total
Tom Richmond	197	18	231	235	197	663	717
Jason D. Stubbs	182	33	195	211	205	611	710
Scott A. Bauer	195	20	206	172	255	633	693
Ryan E. Walton	208	7	254	215	177	646	667
Chuck M. Brisbin	208	7	268	227	209	704	725
			====	====	====	====	====
Scratch Total			1154	1060	1043	3257	3257
Handicap			85	85	85		255
Total			1239	1145	1128	3257	3512
Team Points Won			5.0	5.0	5.0	20.0	20.0
Match Points Won			4.5	3.0	3.0	15.5	15.5
Total Points Won			9.5	8.0	8.0	35.5	35.5

Classic 2024-25

Lane 13 8 - West Week 21 2/10/2025

Name	Old Avg	Old HDCP	-1-	-2-	-3-	Total	HDCP Total
Bob Stevens	158	57	136	174	183	493	664
Johnny L. Nikkila	173	42	183	180	236	599	725
Ivan D. Stones	168	47	201	172	207	580	721
Gordon E. Thiessen	231	0	253	212	238	703	703
Justin R. Swanek	209	6	247	190	223	660	678
			====	====	====	====	====
Scratch Total			1020	928	1087	3035	3035
Handicap			152	152	152		456
Total			1172	1080	1239	3035	3491
Team Points Won			5.0	5.0	5.0	20.0	20.0
Match Points Won			4.0	2.0	5.0	16.0	16.0
Total Points Won			9.0	7.0	10.0	36.0	36.0

Lane 14 4 - Little Mexico Restaurant Week 21 2/10/2025

Name	Old Avg	Old HDCP	-1-	-2-	-3-	Total	HDCP Total
Nolan P. Parr	128	87	117	82	126	325	586
Quentin S. Holliday	140	75	146	212	136	494	719
Scott A. Asay	142	73	161	157	167	485	704
Trevor A. Roberts	159	56	149	110	161	420	588
Craig A. Schutt	162	53	147	174	163	484	643
			====	====	====	====	====
Scratch Total			720	735	753	2208	2208
Handicap			344	344	344		1032
Total			1064	1079	1097	2208	3240
Team Points Won			0.0	0.0	0.0	0.0	0.0
Match Points Won			1.0	3.0	0.0	4.0	4.0
Total Points Won			1.0	3.0	0.0	4.0	4.0

Classic 2024-25

Big Apple Fun Center

Note: This report includes information through February 10 which is Week 21 of 32

Match Points Won (This Week) -- Week 21

Lane 1 1 - Draw Team - Auto Central Week 21 2/10/2025							
Name	Last Wk Won	Last Wk Lost	HDCP -1-	HDCP -2-	HDCP -3-	HDCP Total	
			247	210	244	701	
			253	238	207	698	
			180	178	190	548	
			245	200	218	663	
			223	190	208	621	
=====							
Scratch Total			845	713	764	2322	
Handicap			303	303	303	909	
Total			1148	1016	1067	3231	

Lane 2 6 - Sorensen Group Week 21 2/10/2025							
Name	Last Wk Won	Last Wk Lost	HDCP -1-	HDCP -2-	HDCP -3-	HDCP Total	
Doug Giles		4.0	232	203	208	643	
Chris R. Lytle	1.0	3.0	214	176	218	608	
Logan J. Albright	4.0		225	263	225	713	
Josh K. Krolikowski	1.0	3.0	155	178	223	556	
Jeremy J. Dalland	3.0	1.0	236	189	222	647	
=====							
Scratch Total			923	870	957	2750	
Handicap			139	139	139	417	
Total			1062	1009	1096	3167	
Team Points Won			0.0	0.0	5.0	5.0	
Match Points Won			2.0	1.0	4.0	9.0	
Total Points Won			2.0	1.0	9.0	14.0	

Lane 3 11 - Cornhusker Ag/Rising Ag Week 21 2/10/2025							
Name	Last Wk Won	Last Wk Lost	HDCP -1-	HDCP -2-	HDCP -3-	HDCP Total	
Doug Samuelson	1.0	3.0	207	214	202	623	
Bob G. Vogt	3.0	1.0	269	225	187	681	
Hewitt P. Moyer		4.0	180	229	216	625	
Danny Jeffryes	2.0	2.0	235	202	236	673	
Carter R. Hollis	4.0		236	237	275	748	
=====							
Scratch Total			912	892	901	2705	
Handicap			215	215	215	645	
Total			1127	1107	1116	3350	
Team Points Won			5.0	5.0	5.0	20.0	
Match Points Won			3.0	3.0	2.0	10.0	
Total Points Won			8.0	8.0	7.0	30.0	

Lane 4 14 - Jack Lederman Co. Week 21 2/10/2025							
Name	Last Wk Won	Last Wk Lost	HDCP -1-	HDCP -2-	HDCP -3-	HDCP Total	
Ron J. Studnicka	3.0	1.0	216	205	207	628	
Trevor D. Hibberd	1.0	3.0	231	226	169	626	
Eric R. Zikmund	4.0		208	242	220	670	
David D. Hibberd	2.0	2.0	223	201	269	693	
Jarod D. Zikmund		4.0	202	187	226	615	
=====							
Scratch Total			936	917	947	2800	
Handicap			144	144	144	432	
Total			1080	1061	1091	3232	
Team Points Won			0.0	0.0	0.0	0.0	
Match Points Won			2.0	2.0	3.0	10.0	
Total Points Won			2.0	2.0	3.0	10.0	

Lane 5 10 - Wii Bowling World Champs Week 21 2/10/2025							
Name	Last Wk Won	Last Wk Lost	HDCP -1-	HDCP -2-	HDCP -3-	HDCP Total	
Jacob D. Roth	3.0	1.0	299	221	223	743	
Brandon J. Clement		4.0	230	231	194	655	
Javan D. Clement	4.0		208	180	210	598	
Anthony C. Eigenberg		4.0	153	195	209	557	
Jason S. Feddersen	3.0	1.0	247	267	186	700	
=====							
Scratch Total			893	850	778	2521	
Handicap			244	244	244	732	
Total			1137	1094	1022	3253	
Team Points Won			0.0	5.0	0.0	10.0	
Match Points Won			3.0	3.0	1.0	10.0	
Total Points Won			3.0	8.0	1.0	20.0	

Lane 6 13 - Auto Central Week 21 2/10/2025							
Name	Last Wk Won	Last Wk Lost	HDCP -1-	HDCP -2-	HDCP -3-	HDCP Total	
Bob Cherry	1.0	3.0	247	210	244	701	
Mark A. Woodside	4.0		253	238	207	698	
Chris C. Hunt		4.0	180	178	190	548	
Chris L. Stapleton	4.0		245	200	218	663	
Kevin L. Moriarty	1.0	3.0	223	190	208	621	
=====							
Scratch Total			845	713	764	2322	
Handicap			303	303	303	909	
Total			1148	1016	1067	3231	
Team Points Won			5.0	0.0	5.0	10.0	
Match Points Won			2.0	2.0	4.0	10.0	
Total Points Won			7.0	2.0	9.0	20.0	

Note: This report includes information through February 10 which is Week 21 of 32

Lane 7 3 - Kirkland Siding Week 21 2/10/2025

Name	Last Wk Won	Last Wk Lost	HDCP -1-	HDCP -2-	HDCP -3-	HDCP Total
Bill Kirkland	1.0	3.0	193	190	281	664
Conan R. Gifford	4.0		276	209	231	716
Larry L. Harrington		4.0	227	208	216	651
Bobby Turner Jr	1.0	3.0	226	226	193	645
Lane E. Riffey		4.0	217	189	211	617
=====						
Scratch Total			880	763	873	2516
Handicap			259	259	259	777
Total			1139	1022	1132	3293
Team Points Won			0.0	0.0	0.0	0.0
Match Points Won			2.0	1.0	2.0	6.0
Total Points Won			2.0	1.0	2.0	6.0

Lane 9 7 - Peerless Machine Week 21 2/10/2025

Name	Last Wk Won	Last Wk Lost	HDCP -1-	HDCP -2-	HDCP -3-	HDCP Total
Brooks D. Paul	2.0	2.0	217	204	236	657
John W. Paul	3.0	1.0	249	252	238	739
Alex J. Peden	3.0	1.0	236	276	204	716
Jake W. Peden	1.0	3.0	226	253	211	690
Cory D. Waddell	3.0	1.0	239	225	281	745
=====						
Scratch Total			844	887	847	2578
Handicap			323	323	323	969
Total			1167	1210	1170	3547
Team Points Won			5.0	5.0	5.0	20.0
Match Points Won			4.0	3.0	2.0	12.0
Total Points Won			9.0	8.0	7.0	32.0

Lane 11 12 - Common Cents Bookkeeping Week 21 2/10/2025

Name	Last Wk Won	Last Wk Lost	HDCP -1-	HDCP -2-	HDCP -3-	HDCP Total
Brandon Brinegar		4.0	195	199	204	598
Justin M. Hodges	1.5	2.5	228	245	209	682
Shawn E. Mizner	1.0	3.0	212	250	186	648
Tyler L. Mizner	1.0	3.0	207	197	235	639
Michael G. Marcellus	1.0	3.0	185	196	217	598
=====						
Scratch Total			811	871	835	2517
Handicap			216	216	216	648
Total			1027	1087	1051	3165
Team Points Won			0.0	0.0	0.0	0.0
Match Points Won			0.5	2.0	2.0	4.5
Total Points Won			0.5	2.0	2.0	4.5

Lane 13 8 - West Week 21 2/10/2025

Name	Last Wk Won	Last Wk Lost	HDCP -1-	HDCP -2-	HDCP -3-	HDCP Total
Bob Stevens	3.0	1.0	193	231	240	664
Johnny L. Nikkila	3.0	1.0	225	222	278	725
Ivan D. Stones	3.0	1.0	248	219	254	721
Gordon E. Thiessen	4.0		253	212	238	703
Justin R. Swanek	3.0	1.0	253	196	229	678
=====						
Scratch Total			1020	928	1087	3035
Handicap			152	152	152	456
Total			1172	1080	1239	3491
Team Points Won			5.0	5.0	5.0	20.0
Match Points Won			4.0	2.0	5.0	16.0
Total Points Won			9.0	7.0	10.0	36.0

Lane 8 9 - AB Service & Repair Week 21 2/10/2025

Name	Last Wk Won	Last Wk Lost	HDCP -1-	HDCP -2-	HDCP -3-	HDCP Total
Mike Brown	3.0	1.0	242	218	260	720
Sean A. McBride		4.0	212	204	214	630
Cody D. Bristow	4.0		248	251	242	741
Kurt L. Schmidt	3.0	1.0	193	256	260	709
Dan Schmidt	4.0		251	276	212	739
=====						
Scratch Total			971	1030	1013	3014
Handicap			175	175	175	525
Total			1146	1205	1188	3539
Team Points Won			5.0	5.0	5.0	20.0
Match Points Won			3.0	4.0	3.0	14.0
Total Points Won			8.0	9.0	8.0	34.0

Lane 10 2 - Kennedy Arborcare Week 21 2/10/2025

Name	Last Wk Won	Last Wk Lost	HDCP -1-	HDCP -2-	HDCP -3-	HDCP Total
Andrew J. Kennedy	2.0	2.0	215	239	207	661
Mike McCollough	1.0	3.0	211	221	239	671
Brandon M. Conyers	1.0	3.0	175	223	213	611
Kevin L. Wise	3.0	1.0	224	265	240	729
Masato M. Sugita	1.0	3.0	285	195	229	709
=====						
Scratch Total			897	930	915	2742
Handicap			213	213	213	639
Total			1110	1143	1128	3381
Team Points Won			0.0	0.0	0.0	0.0
Match Points Won			1.0	2.0	3.0	8.0
Total Points Won			1.0	2.0	3.0	8.0

Lane 12 5 - Super Cool Unnamed Team Week 21 2/10/2025

Name	Last Wk Won	Last Wk Lost	HDCP -1-	HDCP -2-	HDCP -3-	HDCP Total
Tom Richmond	4.0		249	253	215	717
Jason D. Stubbs	2.5	1.5	228	244	238	710
Scott A. Bauer	3.0	1.0	226	192	275	693
Ryan E. Walton	3.0	1.0	261	222	184	667
Chuck M. Brisbin	3.0	1.0	275	234	216	725
=====						
Scratch Total			1154	1060	1043	3257
Handicap			85	85	85	255
Total			1239	1145	1128	3512
Team Points Won			5.0	5.0	5.0	20.0
Match Points Won			4.5	3.0	3.0	15.5
Total Points Won			9.5	8.0	8.0	35.5

Lane 14 4 - Little Mexico Restaurant Week 21 2/10/2025

Name	Last Wk Won	Last Wk Lost	HDCP -1-	HDCP -2-	HDCP -3-	HDCP Total
Nolan P. Parr	1.0	3.0	204	169	213	586
Quentin S. Holliday	1.0	3.0	221	287	211	719
Scott A. Asay	1.0	3.0	234	230	240	704
Trevor A. Roberts		4.0	205	166	217	588
Craig A. Schutt	1.0	3.0	200	227	216	643
=====						
Scratch Total			720	735	753	2208
Handicap			344	344	344	1032
Total			1064	1079	1097	3240
Team Points Won			0.0	0.0	0.0	0.0
Match Points Won			1.0	3.0	0.0	4.0
Total Points Won			1.0	3.0	0.0	4.0

Classic 2024-25

Big Apple Fun Center

* Bowlers listed must have a minimum of 1 games.

Match Points Won (Total for Year)

Name	Points	Points	%Won	Avg	Gms	Name	Points	Points	%Won	Avg	Gms
	Won	Lost					Won	Lost			
Bob Cherry	52.0	32.0	61.90%	116	63	Danny Jeffryes	31.0	29.0	51.67%	174	45
Alex J. Peden	51.0	33.0	60.71%	152	63	Doug Samuelson	30.0	30.0	50.00%	138	45
Brandon M. Conyers	49.5	30.5	61.88%	188	57	Chris L. Stapleton	29.0	55.0	34.52%	163	63
Johnny L. Nikkila	48.5	31.5	60.63%	174	60	Mark A. Woodside	29.0	35.0	45.31%	144	45
Cory D. Waddell	48.5	23.5	67.36%	203	54	David D. Hibberd	29.0	43.0	40.28%	189	54
Ryan E. Walton	48.0	24.0	66.67%	208	54	Logan J. Albright	28.5	31.5	47.50%	183	45
Javan D. Clement	48.0	28.0	63.16%	170	57	Blake R. Bogus	27.5	20.5	57.29%	138	36
Scott A. Bauer	47.0	29.0	61.84%	196	57	Gary D. Hatcher	27.0	41.0	39.71%	179	51
Anthony C. Eigenberg	45.5	38.5	54.17%	200	63	Cruz A. Evans	27.0	37.0	42.19%	168	48
Justin M. Hodges	45.0	39.0	53.57%	173	63	Dan Schmidt	26.5	33.5	44.17%	209	39
Lane E. Riffey	44.5	39.5	52.98%	176	63	Shawn E. Mizner	26.0	42.0	38.24%	176	51
Jake W. Peden	44.0	32.0	57.89%	163	57	Hewitt P. Moyer	26.0	30.0	46.43%	177	42
Mike Brown	44.0	36.0	55.00%	190	57	Mike McCollough	24.0	32.0	42.86%	161	39
Masato M. Sugita	44.0	40.0	52.38%	189	63	Trevor A. Roberts	24.0	32.0	42.86%	158	41
Cody D. Bristow	44.0	32.0	57.89%	170	57	Chris R. Lytle	23.5	36.5	39.17%	165	45
Jason D. Stubbs	43.5	32.5	57.24%	183	57	Nathan Banks	22.0	26.0	45.83%	172	33
Chuck M. Brisbin	43.5	36.5	54.38%	209	60	Nolan P. Parr	20.5	23.5	46.59%	126	33
Sean A. McBride	42.5	41.5	50.60%	142	63	Scott A. Asay	19.0	25.0	43.18%	144	30
Jason S. Feddersen	42.0	34.0	55.26%	223	57	Eric R. Zikmund	19.0	21.0	47.50%	198	30
Michael G. Marcellus	41.0	43.0	48.81%	195	63	Brad M. Olson	18.0	14.0	56.25%	203	24
Brooks D. Paul	40.5	43.5	48.21%	121	63	Scott A. Feddersen	17.0	11.0	60.71%	161	21
Larry L. Harrington	40.0	40.0	50.00%	158	57	Matthew J. Doerr	16.5	27.5	37.50%	129	33
Conan R. Gifford	40.0	32.0	55.56%	156	50	Gordon E. Thiessen	15.5	4.5	77.50%	231	15
Ron J. Studnicka	40.0	40.0	50.00%	160	60	Jerry Schmitz	12.0	8.0	60.00%	184	15
John W. Paul	40.0	40.0	50.00%	119	60	Matt W. Morrow	12.0	12.0	50.00%	175	18
Tyler L. Mizner	39.0	29.0	57.35%	185	51	Doug Houtz	11.0	9.0	55.00%	167	15
Bobby Turner Jr	39.0	33.0	54.17%	169	54	Ethan M. Mizner	10.5	25.5	29.17%	151	27
Bill Kirkland	39.0	41.0	48.75%	158	60	Brent E. Hollis	9.0	7.0	56.25%	155	12
Bob Stevens	38.5	45.5	45.83%	159	63	John L. Krotz	8.0	8.0	50.00%	192	12
Quentin S. Holliday	38.0	46.0	45.24%	141	63	Tim Adkins	7.0	5.0	58.33%	194	9
Kevin L. Moriarty	38.0	46.0	45.24%	181	63	Bob G. Vogt	6.0	2.0	75.00%	bk164	6
Austin M. Longmore	36.5	31.5	53.68%	195	51	Greg A. Pettit	6.0	14.0	30.00%	207	14
Trevor D. Hibberd	36.5	39.5	48.03%	175	57	Todd M. Mathews	6.0	2.0	75.00%	bk205	6
Ivan D. Stones	36.0	44.0	45.00%	169	60	Chris P. Drew	5.5	2.5	68.75%	129	6
Kurt L. Schmidt	36.0	36.0	50.00%	195	51	Jacob M. Rodriguez	5.0	7.0	41.67%	102	9
Carter R. Hollis	35.5	44.5	44.38%	208	60	Richard M. Serr	4.0	4.0	50.00%	bk161	6
Jeremy J. Dalland	35.0	33.0	51.47%	216	48	Tom McLeod	4.0	12.0	25.00%	176	12
Josh K. Krolikowski	35.0	37.0	48.61%	194	54	Eric R. Bedke	4.0		100.00%	206	3
Tom Richmond	35.0	45.0	43.75%	198	60	Tom Soderholm	4.0	4.0	50.00%	bk188	6
Jacob D. Roth	35.0	21.0	62.50%	102	42	Chris C. Hunt	3.0	9.0	25.00%	160	9
Jarod D. Zikmund	34.5	41.5	45.39%	210	57	Carson M. Hemmer	3.0	5.0	37.50%	137	6
Justin R. Swanek	34.0	34.0	50.00%	209	51	Dave Jamrog	3.0	1.0	75.00%	bk148	3
Kevin L. Wise	34.0	46.0	42.50%	184	60	Keith A. Albright	2.0	2.0	50.00%	205	3
Bob J. Hunt	33.0	35.0	48.53%	142	48	Mark A. Yonkers	2.0	6.0	25.00%	bk201	6
Jeff A. Fruhling	33.0	35.0	48.53%	189	51	Devon L. Smith	1.5	6.5	18.75%	bk184	6
Jared J. Samuelson	33.0	43.0	43.42%	215	57	Brandon Brinegar	1.0	7.0	12.50%	bk128	6
Brandon J. Clement	32.5	35.5	47.79%	144	51	Larry K. Giddings	1.0	7.0	12.50%	bk181	6
Doug Giles	32.0	48.0	40.00%	177	60	Jerred J. Johnson	1.0	3.0	25.00%	bk205	3
Andrew J. Kennedy	32.0	36.0	47.06%	142	48	Ben L. Howard	1.0	7.0	12.50%	bk180	6
Leroy H. Hoss	32.0	36.0	47.06%	149	51	Nate Grabenstein		4.0	0.00%	110	3
Craig A. Schutt	31.0	45.0	40.79%	162	57	Micah J. Hadley		4.0	0.00%	183	3

Classic 2024-25

Big Apple Fun Center

* Bowlers listed must have a minimum of 1 games.

Change in Average

Name	-----Old-----		Old					---Average Change---			Weekly Over Avg
	Pins	Games	Avg	-1-	-2-	-3-	Total	New	Old	---> +/-	Series Avg +/-
Tim Adkins	1748	9	194				0	194.22	- 194.22	= 0.00	
Keith A. Albright	615	3	205				0	205.00	- 205.00	= 0.00	
Logan J. Albright	7649	42	182	192	230	192	614	183.62	- 182.12	= 1.50	614 - 546=68
Scott A. Asay	3835	27	142	161	157	167	485	144.00	- 142.04	= 1.96	485 - 426=59
Nathan Banks	5683	33	172				0	172.21	- 172.21	= 0.00	
Scott A. Bauer	10543	54	195	206	172	255	633	196.07	- 195.24	= 0.83	633 - 585=48
Eric R. Bedke	618	3	206				0	206.00	- 206.00	= 0.00	
Blake R. Bogus	4994	36	138				0	138.72	- 138.72	= 0.00	
Brandon Brinegar	383	3	bk128	108	112	117	337	120.00	- 127.67	= -7.67	337 - 384=-47
Chuck M. Brisbin	11890	57	208	268	227	209	704	209.90	- 208.60	= 1.30	704 - 624=80
Cody D. Bristow	9126	54	169	202	205	196	603	170.68	- 169.00	= 1.68	603 - 507=96
Mike Brown	10226	54	189	216	192	234	642	190.67	- 189.37	= 1.30	642 - 567=75
Bob Cherry	6913	60	115	147	110	144	401	116.10	- 115.22	= 0.88	401 - 345=56
Brandon J. Clement	6912	48	144	159	160	123	442	144.20	- 144.00	= 0.20	442 - 432=10
Javan D. Clement	9262	54	171	164	136	166	466	170.67	- 171.52	= -0.85	466 - 513=-47
Brandon M. Conyers	10224	54	189	149	197	187	533	188.72	- 189.33	= -0.61	533 - 567=-34
Jeremy J. Dalland	9740	45	216	236	189	222	647	216.40	- 216.44	= -0.05	647 - 648=-1
Matthew J. Doerr	4287	33	129				0	129.91	- 129.91	= 0.00	
Chris P. Drew	779	6	129				0	129.83	- 129.83	= 0.00	
Anthony C. Eigenberg	12109	60	201	139	181	195	515	200.38	- 201.82	= -1.44	515 - 603=-88
Cruz A. Evans	8108	48	168				0	168.92	- 168.92	= 0.00	
Jason S. Feddersen	12032	54	222	247	267	186	700	223.37	- 222.81	= 0.55	700 - 666=34
Scott A. Feddersen	3382	21	161				0	161.05	- 161.05	= 0.00	
Jeff A. Fruhling	9662	51	189				0	189.45	- 189.45	= 0.00	
Larry K. Giddings	999	6	bk181				0	166.50	- 166.50	= 0.00	
Conan R. Gifford	7297	47	155	216	149	171	536	156.66	- 155.26	= 1.40	536 - 465=71
Doug Giles	10125	57	177	194	165	170	529	177.57	- 177.63	= -0.06	529 - 531=-2
Nate Grabenstein	332	3	110				0	110.67	- 110.67	= 0.00	
Micah J. Hadley	550	3	183				0	183.33	- 183.33	= 0.00	
Larry L. Harrington	8582	54	158	170	151	159	480	158.98	- 158.93	= 0.06	480 - 474=6
Gary D. Hatcher	9151	51	179				0	179.43	- 179.43	= 0.00	
Carson M. Hemmer	824	6	137				0	137.33	- 137.33	= 0.00	
David D. Hibberd	9613	51	188	196	174	242	612	189.35	- 188.49	= 0.86	612 - 564=48
Trevor D. Hibberd	9500	54	175	191	186	129	506	175.54	- 175.93	= -0.38	506 - 525=-19
Justin M. Hodges	10399	60	173	186	203	167	556	173.89	- 173.32	= 0.57	556 - 519=37
Quentin S. Holliday	8429	60	140	146	212	136	494	141.63	- 140.48	= 1.15	494 - 420=74
Brent E. Hollis	1863	12	155				0	155.25	- 155.25	= 0.00	

Classic 2024-25

Name	-----Old-----		Old					---Average Change---			Weekly Over Avg
	Pins	Games	Avg	-1-	-2-	-3-	Total	New	Old	----> +/-	Series Avg +/-
Carter R. Hollis	11799	57	207	228	229	267	724	208.72	- 207.00	= 1.72	724 - 621=103
Leroy H. Hoss	7649	51	149				0	149.98	- 149.98	= 0.00	
Doug Houtz	2517	15	167				0	167.80	- 167.80	= 0.00	
Ben L. Howard	1061	6	bk180				0	176.83	- 176.83	= 0.00	
Bob J. Hunt	6824	48	142				0	142.17	- 142.17	= 0.00	
Chris C. Hunt	1028	6	171	136	134	146	416	160.44	- 171.33	= -10.89	416 - 513=-97
Dave Jamrog	494	3	bk148				0	164.67	- 164.67	= 0.00	
Danny Jeffryes	7289	42	173	193	160	194	547	174.13	- 173.55	= 0.59	547 - 519=28
Jerred J. Johnson	631	3	bk205				0	210.33	- 210.33	= 0.00	
Andrew J. Kennedy	6413	45	142	142	166	134	442	142.81	- 142.51	= 0.30	442 - 426=16
Bill Kirkland	9009	57	158	136	133	224	493	158.37	- 158.05	= 0.31	493 - 474=19
Josh K. Krolikowski	10029	51	196	136	159	204	499	194.96	- 196.65	= -1.68	499 - 588=-89
John L. Krotz	2309	12	bk192				0	192.42	- 192.42	= 0.00	
Austin M. Longmore	9974	51	195				0	195.57	- 195.57	= 0.00	
Chris R. Lytle	7007	42	166	165	127	169	461	165.96	- 166.83	= -0.88	461 - 498=-37
Michael G. Marcellus	11783	60	196	166	177	198	541	195.62	- 196.38	= -0.76	541 - 588=-47
Todd M. Mathews	1284	6	bk205				0	214.00	- 214.00	= 0.00	
Sean A. McBride	8555	60	142	139	131	141	411	142.32	- 142.58	= -0.27	411 - 426=-15
Mike McCollough	5791	36	160	156	166	184	506	161.46	- 160.86	= 0.60	506 - 480=26
Tom McLeod	2120	12	176				0	176.67	- 176.67	= 0.00	
Ethan M. Mizner	4096	27	151				0	151.70	- 151.70	= 0.00	
Shawn E. Mizner	8493	48	176	173	211	147	531	176.94	- 176.94	= 0.00	531 - 528=3
Tyler L. Mizner	8928	48	186	178	168	206	552	185.88	- 186.00	= -0.12	552 - 558=-6
Kevin L. Moriarty	10908	60	181	189	156	174	519	181.38	- 181.80	= -0.42	519 - 543=-24
Matt W. Morrow	3167	18	bk175				0	175.94	- 175.94	= 0.00	
Hewitt P. Moyer	6958	39	178	143	192	179	514	177.90	- 178.41	= -0.51	514 - 534=-20
Johnny L. Nikkila	9872	57	173	183	180	236	599	174.52	- 173.19	= 1.32	599 - 519=80
Brad M. Olson	4884	24	203				0	203.50	- 203.50	= 0.00	
Nolan P. Parr	3858	30	128	117	82	126	325	126.76	- 128.60	= -1.84	325 - 384=-59
Brooks D. Paul	7303	60	121	123	110	142	375	121.87	- 121.72	= 0.16	375 - 363=12
John W. Paul	6712	57	117	151	154	140	445	119.28	- 117.75	= 1.53	445 - 351=94
Alex J. Peden	9057	60	150	171	211	139	521	152.03	- 150.95	= 1.08	521 - 450=71
Jake W. Peden	8763	54	162	173	200	158	531	163.05	- 162.28	= 0.77	531 - 486=45
Greg A. Pettit	2906	14	207				0	207.57	- 207.57	= 0.00	
Tom Richmond	11231	57	197	231	235	197	663	198.23	- 197.04	= 1.20	663 - 591=72
Lane E. Riffey	10609	60	176	178	150	172	500	176.33	- 176.82	= -0.48	500 - 528=-28
Trevor A. Roberts	6064	38	159	149	110	161	420	158.15	- 159.58	= -1.43	420 - 477=-57
Jacob M. Rodriguez	924	9	102				0	102.67	- 102.67	= 0.00	
Jacob D. Roth	3921	39	100	184	106	108	398	102.83	- 100.54	= 2.29	398 - 300=98
Doug Samuelson	5824	42	138	130	137	125	392	138.13	- 138.67	= -0.53	392 - 414=-22
Jared J. Samuelson	12272	57	215				0	215.30	- 215.30	= 0.00	

Classic 2024-25

Name	-----Old-----		Old					---Average Change---			Weekly Over Avg
	Pins	Games	Avg	-1-	-2-	-3-	Total	New - Old	---> +/-	Series Avg +/-	
Dan Schmidt	7452	36	207	243	268	204	715	209.41	- 207.00	= 2.41	715 - 621=94
Kurt L. Schmidt	9303	48	193	171	234	238	643	195.02	- 193.81	= 1.21	643 - 579=64
Jerry Schmitz	2771	15	184				0	184.73	- 184.73	= 0.00	
Craig A. Schutt	8763	54	162	147	174	163	484	162.23	- 162.28	= -0.05	484 - 486=-2
Richard M. Serr	1013	6	bk161				0	168.83	- 168.83	= 0.00	
Devon L. Smith	1111	6	bk184				0	185.17	- 185.17	= 0.00	
Tom Soderholm	1147	6	bk188				0	191.17	- 191.17	= 0.00	
Chris L. Stapleton	9768	60	162	192	147	165	504	163.05	- 162.80	= 0.25	504 - 486=18
Bob Stevens	9524	60	158	136	174	183	493	159.00	- 158.73	= 0.27	493 - 474=19
Ivan D. Stones	9579	57	168	201	172	207	580	169.32	- 168.05	= 1.26	580 - 504=76
Jason D. Stubbs	9871	54	182	195	211	205	611	183.89	- 182.80	= 1.10	611 - 546=65
Ron J. Studnicka	9153	57	160	161	150	152	463	160.27	- 160.58	= -0.31	463 - 480=-17
Masato M. Sugita	11297	60	188	258	168	202	628	189.29	- 188.28	= 1.00	628 - 564=64
Justin R. Swanek	10032	48	209	247	190	223	660	209.65	- 209.00	= 0.65	660 - 627=33
Gordon E. Thiessen	2776	12	231	253	212	238	703	231.93	- 231.33	= 0.60	703 - 693=10
Bobby Turner Jr	8656	51	169	180	180	147	507	169.69	- 169.73	= -0.04	507 - 507=0
Bob G. Vogt	552	3	bk164	218	174	136	528	180.00	- 184.00	= -4.00	528 - 492=36
Cory D. Waddell	10303	51	202	226	212	268	706	203.87	- 202.02	= 1.85	706 - 606=100
Ryan E. Walton	10611	51	208	254	215	177	646	208.46	- 208.06	= 0.40	646 - 624=22
Kevin L. Wise	10461	57	183	192	233	208	633	184.90	- 183.53	= 1.37	633 - 549=84
Mark A. Woodside	6022	42	143	181	166	135	482	144.53	- 143.38	= 1.15	482 - 429=53
Mark A. Yonkers	1106	6	bk201				0	184.33	- 184.33	= 0.00	
Eric R. Zikmund	5339	27	197	190	224	202	616	198.50	- 197.74	= 0.76	616 - 591=25
Jarod D. Zikmund	11394	54	211	198	183	222	603	210.47	- 211.00	= -0.53	603 - 633=-30

Classic 2024-25

Big Apple Fun Center

* Bowlers listed must have a minimum of 1 games.

High Average Listing

	<u>Name</u>	<u>True Average</u>	<u>Pins</u>	<u>Gms</u>	<u>To Raise Avg +1</u>	<u>To Drop Avg -1</u>
1	Gordon E. Thiessen	231.93	3479	15	697	678
2	Jason S. Feddersen	223.37	12732	57	708	647
3	Jeremy J. Dalland	216.40	10387	48	680	628
4	Jared J. Samuelson	215.30	12272	57	688	627
5	Todd M. Mathews	214.00	1284	6	651	641
6	Jarod D. Zikmund	210.47	11997	57	663	602
7	Jerred J. Johnson	210.33	631	3	635	628
8	Chuck M. Brisbin	209.90	12594	60	636	572
9	Justin R. Swanek	209.65	10692	51	648	593
10	Dan Schmidt	209.41	8167	39	653	610
11	Carter R. Hollis	208.72	12523	60	644	580
12	Ryan E. Walton	208.46	11257	54	656	598
13	Greg A. Pettit	207.57	2906	14	630	612
14	Eric R. Bedke	206.00	618	3	624	617
15	Keith A. Albright	205.00	615	3	621	614
16	Cory D. Waddell	203.87	11009	54	619	561
17	Brad M. Olson	203.50	4884	24	624	596
18	Anthony C. Eigenberg	200.38	12624	63	642	575
19	Eric R. Zikmund	198.50	5955	30	612	578
20	Tom Richmond	198.23	11894	60	643	579
21	Scott A. Bauer	196.07	11176	57	644	583
22	Michael G. Marcellus	195.62	12324	63	612	545
23	Austin M. Longmore	195.57	9974	51	610	555
24	Kurt L. Schmidt	195.02	9946	51	638	583
25	Josh K. Krolkowski	194.96	10528	54	587	529
26	Tim Adkins	194.22	1748	9	592	579
27	John L. Krotz	192.42	2309	12	586	570
28	Tom Soderholm	191.17	1147	6	581	571
29	Mike Brown	190.67	10868	57	592	531
30	Jeff A. Fruhling	189.45	9662	51	598	543
31	David D. Hibberd	189.35	10225	54	605	547
32	Masato M. Sugita	189.29	11925	63	615	548
33	Brandon M. Conyers	188.72	10757	57	583	522
34	Tyler L. Mizner	185.88	9480	51	564	509
35	Devon L. Smith	185.17	1111	6	563	553
36	Kevin L. Wise	184.90	11094	60	561	497
37	Jerry Schmitz	184.73	2771	15	559	540
38	Mark A. Yonkers	184.33	1106	6	559	549
39	Jason D. Stubbs	183.89	10482	57	558	497
40	Logan J. Albright	183.62	8263	45	569	520
41	Micah J. Hadley	183.33	550	3	554	547
42	Kevin L. Moriarty	181.38	11427	63	585	518
43	Bob G. Vogt	180.00	1080	6	549	539
44	Gary D. Hatcher	179.43	9151	51	569	514
45	Hewitt P. Moyer	177.90	7472	42	538	492
46	Doug Giles	177.57	10654	60	560	496
47	Shawn E. Mizner	176.94	9024	51	534	479
48	Ben L. Howard	176.83	1061	6	532	522

Classic 2024-25

	<u>Name</u>	<u>True Average</u>	<u>Pins</u>	<u>Gms</u>	<u>To Raise Avg +1</u>	<u>To Drop Avg -1</u>
49	Tom McLeod	176.67	2120	12	535	519
50	Lane E. Riffey	176.33	11109	63	573	506
51	Matt W. Morrow	175.94	3167	18	529	507
52	Trevor D. Hibberd	175.54	10006	57	554	493
53	Johnny L. Nikkila	174.52	10471	60	554	490
54	Danny Jeffryes	174.13	7836	45	564	515
55	Justin M. Hodges	173.89	10955	63	529	462
56	Nathan Banks	172.21	5683	33	545	508
57	Cody D. Bristow	170.68	9729	57	531	470
58	Javan D. Clement	170.67	9728	57	532	471
59	Bobby Turner Jr	169.69	9163	54	527	469
60	Ivan D. Stones	169.32	10159	60	551	487
61	Cruz A. Evans	168.92	8108	48	511	459
62	Richard M. Serr	168.83	1013	6	508	498
63	Doug Houtz	167.80	2517	15	507	488
64	Larry K. Giddings	166.50	999	6	504	494
65	Chris R. Lytle	165.96	7468	45	500	451
66	Dave Jamrog	164.67	494	3	496	489
67	Jake W. Peden	163.05	9294	57	546	485
68	Chris L. Stapleton	163.05	10272	63	552	485
69	Craig A. Schutt	162.23	9247	57	533	472
70	Mike McCollough	161.46	6297	39	507	464
71	Scott A. Feddersen	161.05	3382	21	506	481
72	Chris C. Hunt	160.44	1444	9	488	475
73	Ron J. Studnicka	160.27	9616	60	527	463
74	Bob Stevens	159.00	10017	63	543	476
75	Larry L. Harrington	158.98	9062	57	478	417
76	Bill Kirkland	158.37	9502	60	515	451
77	Trevor A. Roberts	158.15	6484	41	512	467
78	Conan R. Gifford	156.66	7833	50	488	434
79	Brent E. Hollis	155.25	1863	12	477	461
80	Alex J. Peden	152.03	9578	63	520	453
81	Ethan M. Mizner	151.70	4096	27	464	433
82	Leroy H. Hoss	149.98	7649	51	451	396
83	Mark A. Woodside	144.53	6504	45	456	407
84	Brandon J. Clement	144.20	7354	51	476	421
85	Scott A. Asay	144.00	4320	30	465	431
86	Andrew J. Kennedy	142.81	6855	48	438	386
87	Sean A. McBride	142.32	8966	63	472	405
88	Bob J. Hunt	142.17	6824	48	469	417
89	Quentin S. Holliday	141.63	8923	63	449	382
90	Blake R. Bogus	138.72	4994	36	427	387
91	Doug Samuelson	138.13	6216	45	456	407
92	Carson M. Hemmer	137.33	824	6	418	408
93	Matthew J. Doerr	129.91	4287	33	393	356
94	Chris P. Drew	129.83	779	6	391	381
95	Nolan P. Parr	126.76	4183	33	389	352
96	Brooks D. Paul	121.87	7678	63	374	307
97	Brandon Brinegar	120.00	720	6	369	359
98	John W. Paul	119.28	7157	60	403	339
99	Bob Cherry	116.10	7314	63	408	341
100	Nate Grabenstein	110.67	332	3	334	327

Classic 2024-25

	<u>Name</u>	<u>True Average</u>	<u>Pins</u>	<u>Gms</u>	<u>To Raise Avg +1</u>	<u>To Drop Avg -1</u>
101	Jacob D. Roth	102.83	4319	42	316	270
102	Jacob M. Rodriguez	102.67	924	9	312	299

Classic 2024-25

Big Apple Fun Center

* Bowlers listed must have a minimum of 22 games.

Note: This report includes information through February 10 which is Week 21 of 32

Most Improved Averages

Name	True		Most Improved		Name	True		Most Improved	
	Average	Gms	Avg	+/-		Average	Gms	Avg	+/-
Cody D. Bristow	170.68	57	153	+17.68	Justin M. Hodges	173.89	63	170	+3.89
Cory D. Waddell	203.87	54	189	+14.87	Michael G. Marcellus	195.62	63	192	+3.62
Javan D. Clement	170.67	57	157	+13.67	Brandon J. Clement	144.20	51	141	+3.20
Scott A. Bauer	196.07	57	183	+13.07	Tyler L. Mizner	185.88	51	183	+2.88
Jake W. Peden	163.05	57	150	+13.05	Brad M. Olson	203.50	24	201	+2.50
Brandon M. Conyers	188.72	57	177	+11.72	Dan Schmidt	209.41	39	207	+2.41
Johnny L. Nikkila	174.52	60	163	+11.52	Jared J. Samuelson	215.30	57	213	+2.30
Ron J. Studnicka	160.27	60	149	+11.27	Danny Jeffryes	174.13	45	172	+2.13
Bob J. Hunt	142.17	48	131	+11.17	Chris L. Stapleton	163.05	63	161	+2.05
Masato M. Sugita	189.29	63	179	+10.29	Nolan P. Parr	126.76	33	125	+1.76
Ryan E. Walton	208.46	54	199	+9.46	Mike Brown	190.67	57	189	+1.67
Tom Richmond	198.23	60	189	+9.23	Quentin S. Holliday	141.63	63	140	+1.63
Chuck M. Brisbin	209.90	60	201	+8.90	Jeff A. Fruhling	189.45	51	188	+1.45
Bob Cherry	116.10	63	108	+8.10	Bill Kirkland	158.37	60	157	+1.37
Alex J. Peden	152.03	63	144	+8.03	Ivan D. Stones	169.32	60	168	+1.32
Andrew J. Kennedy	142.81	48	135	+7.81	Trevor D. Hibberd	175.54	57	175	+0.54
Austin M. Longmore	195.57	51	188	+7.57	Ethan M. Mizner	151.70	27	152	-0.30
Kevin L. Moriarty	181.38	63	174	+7.38	Bobby Turner Jr	169.69	54	170	-0.31
Bob Stevens	159.00	63	152	+7.00	Justin R. Swanek	209.65	51	210	-0.35
Scott A. Asay	144.00	30	137	+7.00	Logan J. Albright	183.62	45	184	-0.38
Hewitt P. Moyer	177.90	42	171	+6.90	Sean A. McBride	142.32	63	143	-0.68
Brooks D. Paul	121.87	63	115	+6.87	Nathan Banks	172.21	33	173	-0.79
Carter R. Hollis	208.72	60	202	+6.72	Kevin L. Wise	184.90	60	186	-1.10
Conan R. Gifford	156.66	50	150	+6.66	Doug Giles	177.57	60	179	-1.43
Mike McCollough	161.46	39	156	+5.46	Kurt L. Schmidt	195.02	51	197	-1.98
Gary D. Hatcher	179.43	51	174	+5.43	Matthew J. Doerr	129.91	33	132	-2.09
John W. Paul	119.28	60	114	+5.28	Mark A. Woodside	144.53	45	147	-2.47
Leroy H. Hoss	149.98	51	145	+4.98	Jarod D. Zikmund	210.47	57	213	-2.53
Josh K. Krolikowski	194.96	54	190	+4.96	Craig A. Schutt	162.23	57	165	-2.77
Jacob D. Roth	102.83	42	98	+4.83	Shawn E. Mizner	176.94	51	181	-4.06
Blake R. Bogus	138.72	36	134	+4.72	Jason S. Feddersen	223.37	57	229	-5.63
Eric R. Zikmund	198.50	30	194	+4.50	Trevor A. Roberts	158.15	41	164	-5.85
David D. Hibberd	189.35	54	185	+4.35	Cruz A. Evans	168.92	48	176	-7.08
Lane E. Riffey	176.33	63	172	+4.33	Anthony C. Eigenberg	200.38	63	208	-7.62
Doug Samuelson	138.13	45	134	+4.13	Jeremy J. Dalland	216.40	48	229	-12.60
Larry L. Harrington	158.98	57	155	+3.98	Chris R. Lytle	165.96	45	179	-13.04
Jason D. Stubbs	183.89	57	180	+3.89					

Classic 2024-25

Big Apple Fun Center

* Bowlers listed must have a minimum of 1 games.

Most Pins Over Average

Name	-----Old-----		Old Avg	-1-	-2-	-3-	Total	---Average Change---			Weekly Over Avg Series Avg +/-
	Pins	Games						New	Old	---> +/-	
Carter R. Hollis	11799	57	207	228	229	267	724	208.72	- 207.00	= 1.72	724 - 621=103
Cory D. Waddell	10303	51	202	226	212	268	706	203.87	- 202.02	= 1.85	706 - 606=100
Jacob D. Roth	3921	39	100	184	106	108	398	102.83	- 100.54	= 2.29	398 - 300=98
Cody D. Bristow	9126	54	169	202	205	196	603	170.68	- 169.00	= 1.68	603 - 507=96
John W. Paul	6712	57	117	151	154	140	445	119.28	- 117.75	= 1.53	445 - 351=94
Dan Schmidt	7452	36	207	243	268	204	715	209.41	- 207.00	= 2.41	715 - 621=94
Kevin L. Wise	10461	57	183	192	233	208	633	184.90	- 183.53	= 1.37	633 - 549=84
Johnny L. Nikkila	9872	57	173	183	180	236	599	174.52	- 173.19	= 1.32	599 - 519=80
Chuck M. Brisbin	11890	57	208	268	227	209	704	209.90	- 208.60	= 1.30	704 - 624=80
Ivan D. Stones	9579	57	168	201	172	207	580	169.32	- 168.05	= 1.26	580 - 504=76
Mike Brown	10226	54	189	216	192	234	642	190.67	- 189.37	= 1.30	642 - 567=75
Quentin S. Holliday	8429	60	140	146	212	136	494	141.63	- 140.48	= 1.15	494 - 420=74
Tom Richmond	11231	57	197	231	235	197	663	198.23	- 197.04	= 1.20	663 - 591=72
Conan R. Gifford	7297	47	155	216	149	171	536	156.66	- 155.26	= 1.40	536 - 465=71
Alex J. Peden	9057	60	150	171	211	139	521	152.03	- 150.95	= 1.08	521 - 450=71
Logan J. Albright	7649	42	182	192	230	192	614	183.62	- 182.12	= 1.50	614 - 546=68
Jason D. Stubbs	9871	54	182	195	211	205	611	183.89	- 182.80	= 1.10	611 - 546=65
Masato M. Sugita	11297	60	188	258	168	202	628	189.29	- 188.28	= 1.00	628 - 564=64
Kurt L. Schmidt	9303	48	193	171	234	238	643	195.02	- 193.81	= 1.21	643 - 579=64
Scott A. Asay	3835	27	142	161	157	167	485	144.00	- 142.04	= 1.96	485 - 426=59
Bob Cherry	6913	60	115	147	110	144	401	116.10	- 115.22	= 0.88	401 - 345=56
Mark A. Woodside	6022	42	143	181	166	135	482	144.53	- 143.38	= 1.15	482 - 429=53
Scott A. Bauer	10543	54	195	206	172	255	633	196.07	- 195.24	= 0.83	633 - 585=48
David D. Hibberd	9613	51	188	196	174	242	612	189.35	- 188.49	= 0.86	612 - 564=48
Jake W. Peden	8763	54	162	173	200	158	531	163.05	- 162.28	= 0.77	531 - 486=45
Justin M. Hodges	10399	60	173	186	203	167	556	173.89	- 173.32	= 0.57	556 - 519=37
Bob G. Vogt	552	3	bk164	218	174	136	528	180.00	- 184.00	= -4.00	528 - 492=36
Jason S. Feddersen	12032	54	222	247	267	186	700	223.37	- 222.81	= 0.55	700 - 666=34
Justin R. Swanek	10032	48	209	247	190	223	660	209.65	- 209.00	= 0.65	660 - 627=33
Danny Jeffryes	7289	42	173	193	160	194	547	174.13	- 173.55	= 0.59	547 - 519=28
Mike McCollough	5791	36	160	156	166	184	506	161.46	- 160.86	= 0.60	506 - 480=26
Eric R. Zikmund	5339	27	197	190	224	202	616	198.50	- 197.74	= 0.76	616 - 591=25
Ryan E. Walton	10611	51	208	254	215	177	646	208.46	- 208.06	= 0.40	646 - 624=22
Bob Stevens	9524	60	158	136	174	183	493	159.00	- 158.73	= 0.27	493 - 474=19
Bill Kirkland	9009	57	158	136	133	224	493	158.37	- 158.05	= 0.31	493 - 474=19
Chris L. Stapleton	9768	60	162	192	147	165	504	163.05	- 162.80	= 0.25	504 - 486=18
Andrew J. Kennedy	6413	45	142	142	166	134	442	142.81	- 142.51	= 0.30	442 - 426=16

Classic 2024-25

Name	-----Old-----		Old					---Average Change---			Weekly Over Avg
	Pins	Games	Avg	-1-	-2-	-3-	Total	New	Old	---> +/-	Series Avg +/-
Brooks D. Paul	7303	60	121	123	110	142	375	121.87	- 121.72	= 0.16	375 - 363=12
Gordon E. Thiessen	2776	12	231	253	212	238	703	231.93	- 231.33	= 0.60	703 - 693=10
Brandon J. Clement	6912	48	144	159	160	123	442	144.20	- 144.00	= 0.20	442 - 432=10
Larry L. Harrington	8582	54	158	170	151	159	480	158.98	- 158.93	= 0.06	480 - 474=6
Shawn E. Mizner	8493	48	176	173	211	147	531	176.94	- 176.94	= 0.00	531 - 528=3
Bobby Turner Jr	8656	51	169	180	180	147	507	169.69	- 169.73	= -0.04	507 - 507=0
Jeremy J. Dalland	9740	45	216	236	189	222	647	216.40	- 216.44	= -0.05	647 - 648=-1
Doug Giles	10125	57	177	194	165	170	529	177.57	- 177.63	= -0.06	529 - 531=-2
Craig A. Schutt	8763	54	162	147	174	163	484	162.23	- 162.28	= -0.05	484 - 486=-2
Tyler L. Mizner	8928	48	186	178	168	206	552	185.88	- 186.00	= -0.12	552 - 558=-6
Sean A. McBride	8555	60	142	139	131	141	411	142.32	- 142.58	= -0.27	411 - 426=-15
Ron J. Studnicka	9153	57	160	161	150	152	463	160.27	- 160.58	= -0.31	463 - 480=-17
Trevor D. Hibberd	9500	54	175	191	186	129	506	175.54	- 175.93	= -0.38	506 - 525=-19
Hewitt P. Moyer	6958	39	178	143	192	179	514	177.90	- 178.41	= -0.51	514 - 534=-20
Doug Samuelson	5824	42	138	130	137	125	392	138.13	- 138.67	= -0.53	392 - 414=-22
Kevin L. Moriarty	10908	60	181	189	156	174	519	181.38	- 181.80	= -0.42	519 - 543=-24
Lane E. Riffey	10609	60	176	178	150	172	500	176.33	- 176.82	= -0.48	500 - 528=-28
Jarod D. Zikmund	11394	54	211	198	183	222	603	210.47	- 211.00	= -0.53	603 - 633=-30
Brandon M. Conyers	10224	54	189	149	197	187	533	188.72	- 189.33	= -0.61	533 - 567=-34
Chris R. Lytle	7007	42	166	165	127	169	461	165.96	- 166.83	= -0.88	461 - 498=-37
Michael G. Marcellus	11783	60	196	166	177	198	541	195.62	- 196.38	= -0.76	541 - 588=-47
Brandon Brinegar	383	3	bk128	108	112	117	337	120.00	- 127.67	= -7.67	337 - 384=-47
Javan D. Clement	9262	54	171	164	136	166	466	170.67	- 171.52	= -0.85	466 - 513=-47
Trevor A. Roberts	6064	38	159	149	110	161	420	158.15	- 159.58	= -1.43	420 - 477=-57
Nolan P. Parr	3858	30	128	117	82	126	325	126.76	- 128.60	= -1.84	325 - 384=-59
Anthony C. Eigenberg	12109	60	201	139	181	195	515	200.38	- 201.82	= -1.44	515 - 603=-88
Josh K. Krolikowski	10029	51	196	136	159	204	499	194.96	- 196.65	= -1.68	499 - 588=-89
Chris C. Hunt	1028	6	171	136	134	146	416	160.44	- 171.33	= -10.89	416 - 513=-97

Classic 2024-25

Big Apple Fun Center

This report is for scores bowled February 10 which is Week 21 of 32

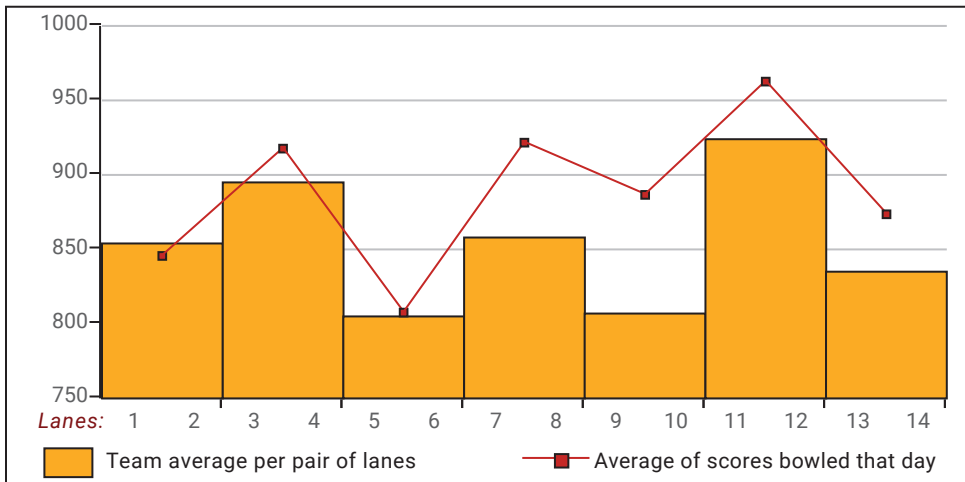
This Week's Statistics: Lefties vs Righties

Unless designated left handed, bowlers are considered right handed.

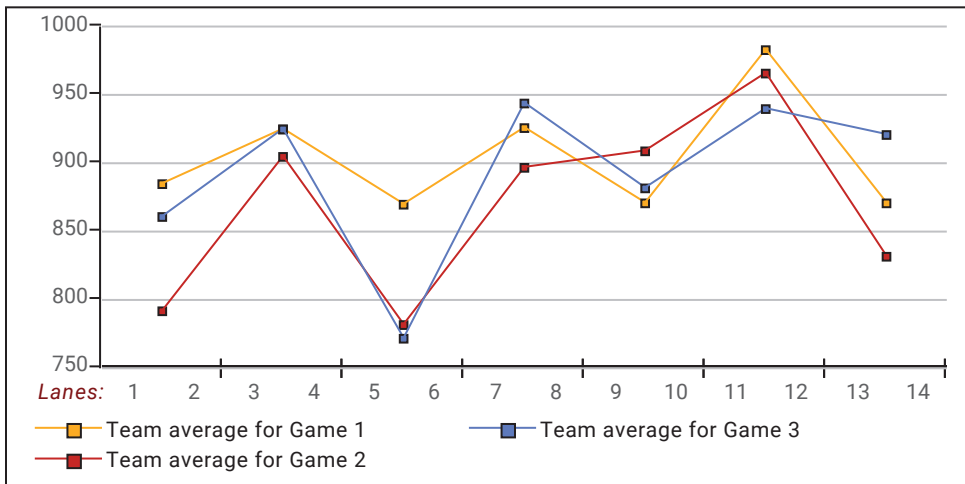
	Over All	Right	Left
How many people bowled	65	61	4
Number of games bowled	195	183	12
Actual average of week's scores	179.31	180.14	166.67
How many games above average	114	108	6
How many games below average	79	73	6
Pins above/below average per game	6.91	6.96	6.17
How many people raised average	41	39	2
by this amount	0.99	0.96	1.50
How many people went down	24	22	2
by this amount	-1.49	-1.54	-0.98
League average before bowling	172.85	173.63	160.91
League average after bowling	172.92	173.69	161.17
Change in league average	0.07	0.06	0.26
800s	--	--	--
775s	--	--	--
750s	--	--	--
725s	--	--	--
700s	6	5	1
675s	--	--	--
650s	2	2	--
625s	7	7	--
600s	6	6	--
575s	2	2	--
550s	2	2	--
525s	8	8	--
500s	9	9	--
475s	8	7	1
450s	3	3	--
425s	3	3	--
400s	4	3	1
below 400	5	4	1
300s	--	--	--
275s	--	--	--
250s	9	8	1
225s	18	17	1
200s	30	29	1
175s	41	40	1
150s	48	46	2
125s	37	32	5
100s	11	10	1
below 100	1	1	--

This report is for scores bowled February 10 which is Week 21 of 32

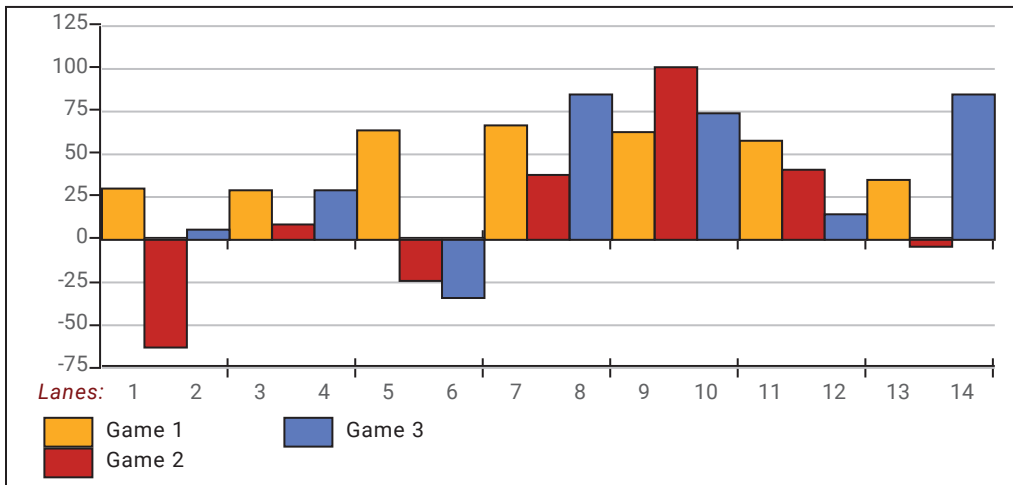
Team Average vs Avg of Scores



Average of Scores for Each Game

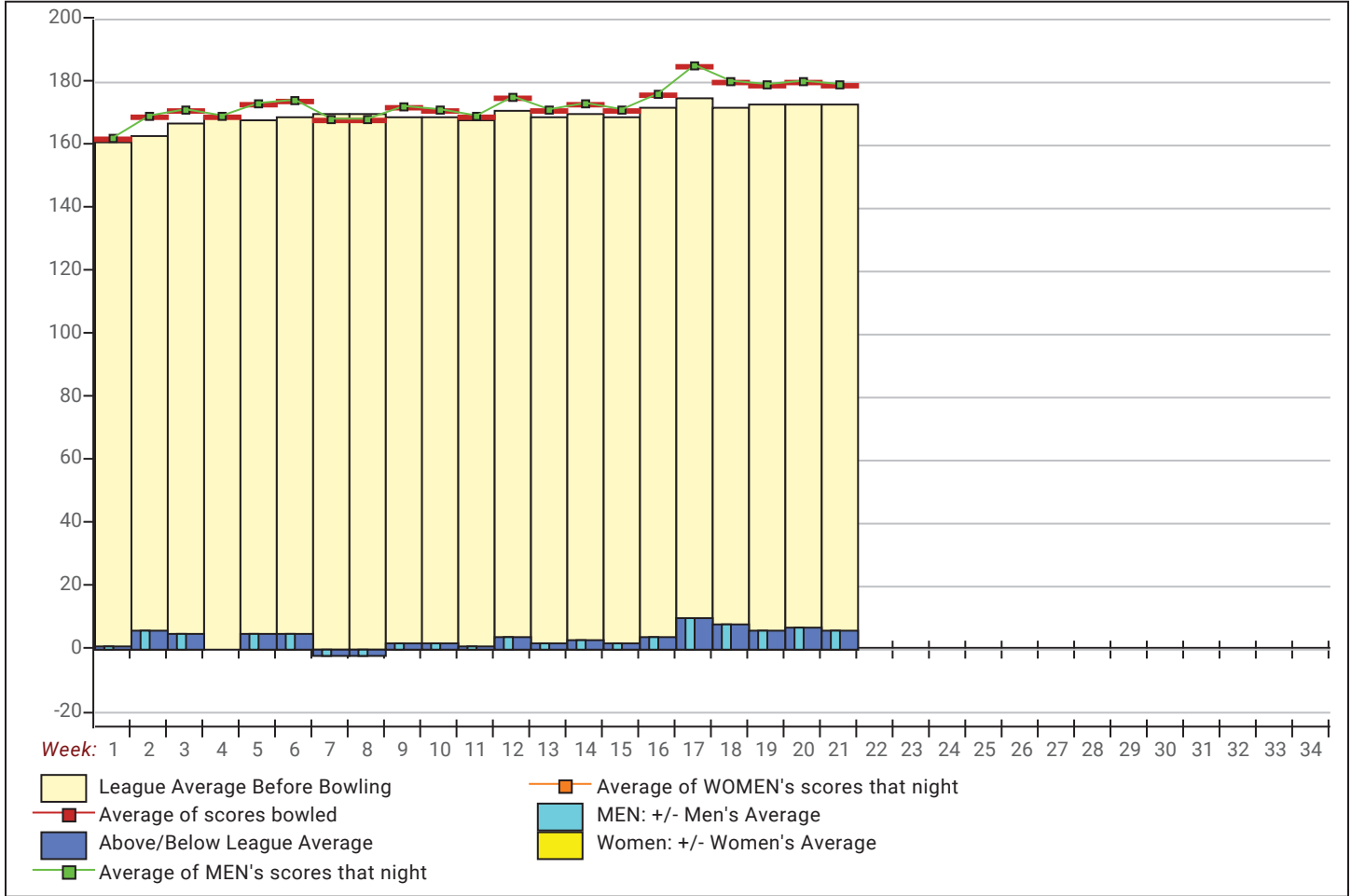


Amount Over/Under Team Average



This report is for scores bowled February 10 which is Week 21 of 32

League Average Week-by-Week



League Average Statistics for Last Week

	League	Right Hand	Left Hand
League Average Before Bowling	172.85	173.63	160.91
Average of scores bowled that night	179.31	180.14	166.67
New League Average After Bowling	172.92	173.69	161.17
Change in League Average	.07	.06	.26
People Who Bowled Over Average	41	39	
People Who Bowled Under Average	24	22	
Average Amount of Series Over Avg	52.59	51.36	76.50
Average Amount of Series Under Avg	-33.71	-33.18	-39.50
Difference Avg, NiteAvg	6.91	6.96	6.17
Number of Bowlers	65	61	
Number of Games Bowled	195	183	12
People Who Raised Their Average	41	39	
Raised By an Average of This Amount	.99	.96	1.50
People Who Lowered Their Average	24	22	
Lowered By an Average of This Amou	-1.49	-1.54	-.98
Number of Games Bowled Over Avera	114	108	
Number of Games Bowled Under Avera	79	73	

Note: Averages are based only on people who bowled.

Press Release -- 2/14/2025

2/10/2025 Week 21 of 32

Classic 2024-25

Monday 6:30 pm

Big Apple Fun Center

Lanes 1 - 14

Team Standings

Place	Team Name	Avg p/gm	Points Won	Points Lost	Year-To-Date WON	Y-T-D LOST
1	West	900	36	4	426 ½	413 ½
2	Super Cool Unnamed Team	991	35 ½	4 ½	452 ½	387 ½
3	AB Service & Repair	903	34	6	438	402
4	Peerless Machine	742	32	8	497	343
5	Cornhusker Ag/Rising Ag	890	30	10	413	427
6	Wii Bowling World Champs	863	20	20	480 ½	359 ½
7	Auto Central	759	20	20	383 ½	456 ½
8	Sorensen Group	939	14	26	366	474
9	Jack Lederman Co.	895	10	30	372 ½	467 ½
10	Kennedy Arborcare	850	8	32	416	424
11	Kirkland Siding	833	6	34	455 ½	384 ½
12	Common Cents Bookkeeping	906	4 ½	35 ½	354	486
13	Little Mexico Restaurant	770	4	36	352 ½	487 ½
14	Draw Team	870	26	14	472 ½	367 ½

*** Although not shown, standings are determined by points only for the current split

Last Week's Top Scores

Scratch Game		Scratch Series		Handicap Game		Handicap Series	
268	Chuck Brisbin	724	Carter Hollis	299	Jacob Roth	748	Carter Hollis
268	Cory Waddell	715	Dan Schmidt	287	Quentin Holliday	745	Cory Waddell
268	Dan Schmidt	706	Cory Waddell	285	Masato Sugita	743	Jacob Roth
267	Carter Hollis	704	Chuck Brisbin	281	Cory Waddell	741	Cody Bristow
267	Jason Feddersen	703	Gordon Thiessen	281	Bill Kirkland	739	John Paul
258	Masato Sugita	700	Jason Feddersen	278	Johnny Nikkila	739	Dan Schmidt
255	Scott Bauer	663	Tom Richmond	276	Conan Gifford	729	Kevin Wise
254	Ryan Walton	660	Justin Swanek	276	Alex Peden	725	Johnny Nikkila
253	Gordon Thiessen	647	Jeremy Dalland	276	Dan Schmidt	725	Chuck Brisbin
247	Justin Swanek	646	Ryan Walton	275	Scott Bauer	721	Ivan Stones
				275	Chuck Brisbin		
				275	Carter Hollis		

Local and Bowling Center Awards

Name	USBC ID Number	Award Average	Award Games	G1	G2	G3	Series	Award Score	Award Received
Logan J. Albright	1494-2865 USBC	182	42	192	230	192	614	230	225 Game (Local Assoc. Awards)
Scott A. Bauer	1494-1881 USBC	195	54	206	172	255	633	255	250 Game (Local Assoc. Awards)
Chuck M. Brisbin	1494-789 USBC	208	57	268	227	209	704	704	700 Series (Local Assoc. Awards)
	1494-789 USBC	208	57	268	227	209	704	268	250 Game (Local Assoc. Awards)
	1494-789 USBC	208		268	227	209	704	268	Clean Series (Local Assoc. Awards)
Cody D. Bristow	8966-6347 USBC	169	54	202	205	196	603	603	600 Series (Local Assoc. Awards)
	8966-6347 USBC	169		202	205	196	603	205	Clean Game (199 Average or Les (Local Ass
Mike Brown	11-463941 USBC	189		216	192	234	642	216	Clean Game (199 Average or Les (Local Ass
	11-463941 USBC	189		216	192	234	642	216	Clean Series (Local Assoc. Awards)
	11-463941 USBC	189		216	192	234	642	192	Clean Game (199 Average or Les (Local Ass
	11-463941 USBC	189	54	216	192	234	642	234	225 Game (Local Assoc. Awards)
	11-463941 USBC	189		216	192	234	642	234	Clean Game (199 Average or Les (Local Ass
Bob Cherry	1494-11 USBC	115	60	147	110	144	401	401	400 Series (Local Assoc. Awards)
Jason S. Feddersen	11-389086 USBC	222	54	247	267	186	700	700	700 Series (Local Assoc. Awards)
Conan R. Gifford	1494-3221 USBC	155	47	216	149	171	536	216	200 Game (Local Assoc. Awards)
David D. Hibberd	1494-473 USBC	188	51	196	174	242	612	242	225 Game (Local Assoc. Awards)
Quentin S. Holliday	9726-4338 USBC	140	60	146	212	136	494	212	200 Game (Local Assoc. Awards)

Press Release -- 2/14/2025

Classic 2024-25

Name	USBC ID Number	Award Average	Award Games	G1	G2	G3	Series	Award Score	Award Received
Carter R. Hollis	11-536044 USBC	207	57	228	229	267	724	724	700 Series (Local Assoc. Awards)
	11-536044 USBC	207	57	228	229	267	724	267	250 Game (Local Assoc. Awards)
Bill Kirkland	1494-1989 USBC	158	57	136	133	224	493	224	200 Game (Local Assoc. Awards)
Johnny L. Nikkila	1494-182 USBC	173	57	183	180	236	599	236	225 Game (Local Assoc. Awards)
	1494-182 USBC	173		183	180	236	599	236	Clean Game (199 Average or Les (Local Ass
John W. Paul	9726-4345 USBC	117	57	151	154	140	445	445	400 Series (Local Assoc. Awards)
	9726-4345 USBC	117	57	151	154	140	445	151	150 Game (Local Assoc. Awards)
	9726-4345 USBC	117	57	151	154	140	445	154	150 Game (Local Assoc. Awards)
Alex J. Peden	9726-4346 USBC	150	60	171	211	139	521	211	200 Game (Local Assoc. Awards)
Jake W. Peden	8237-527 USBC	162	54	173	200	158	531	200	200 Game (Local Assoc. Awards)
Jacob D. Roth	9726-4349 USBC	100	39	184	106	108	398	184	175 Game (Local Assoc. Awards)
	9726-4349 USBC	100	39	184	106	108	398	184	75 Pins Over Average (Local Assoc. Awards)
Dan Schmidt	1524-36 USBC	207	36	243	268	204	715	715	700 Series (Local Assoc. Awards)
	1524-36 USBC	207	36	243	268	204	715	268	250 Game (Local Assoc. Awards)
Ivan D. Stones	1494-6 USBC	168		201	172	207	580	201	Clean Game (199 Average or Les (Local Ass
	1494-6 USBC	168		201	172	207	580	207	Clean Game (199 Average or Les (Local Ass
Masato M. Sugita	9726-4328 USBC	188	60	258	168	202	628	258	250 Game (Local Assoc. Awards)
Gordon E. Thiessen	5900-6259 USBC	231	12	253	212	238	703	703	700 Series (Local Assoc. Awards)
	5900-6259 USBC	213	87	253	212	238	703	253	250 Game (Local Assoc. Awards)
Bob G. Vogt	1494-88 USBC	164	27	218	174	136	528	218	200 Game (Local Assoc. Awards)
Cory D. Waddell	723-2887 USBC	202	51	226	212	268	706	706	700 Series (Local Assoc. Awards)
	723-2887 USBC	202	51	226	212	268	706	268	250 Game (Local Assoc. Awards)
Ryan E. Walton	8194-541 USBC	208	51	254	215	177	646	254	250 Game (Local Assoc. Awards)
Kevin L. Wise	1499-7602 USBC	183	57	192	233	208	633	233	225 Game (Local Assoc. Awards)