

Classic 2024-25

Monday 6:30 pm

Big Apple Fun Center

Lanes 1 - 14

President: Doug Giles is on Lane 2 (308)627-5683
 Vice President: Austin Longmore is on Lane 11 (308)233-1251
 Secretary/Treasurer: Gary Hatcher is on Lane 13 (308)238-3914

Team Standings

| Place | # | Team Name | Points Won | Points Lost | %Won | Pins + HDCP | Scratch Pins | Avg p/gm | High Game | High Sers | HDCP Game | HDCP Sers |
|-------|----|--------------------------|------------|-------------|------|-------------|--------------|----------|-----------|-----------|-----------|-----------|
| 1 | 8 | West | 236 | 164 | 59.0 | 65780 | 53705 | 895 | 1042 | 2894 | 1245 | 3464 |
| 2 | 7 | Peerless Machine | 234½ | 165½ | 58.6 | 66637 | 44173 | 736 | 867 | 2498 | 1215 | 3476 |
| 3 | 5 | Super Cool Unnamed Team | 233 | 167 | 58.3 | 65971 | 59200 | 986 | 1203 | 3311 | 1312 | 3638 |
| 4 | 2 | Kennedy Arborcare | 223 | 177 | 55.8 | 65941 | 50815 | 846 | 1027 | 2851 | 1246 | 3553 |
| 5 | 11 | Cornhusker Ag/Rising Ag | 216½ | 183½ | 54.1 | 66095 | 53396 | 889 | 1016 | 2962 | 1226 | 3558 |
| 6 | 3 | Kirkland Siding | 209½ | 190½ | 52.4 | 66291 | 49965 | 832 | 1099 | 2898 | 1332 | 3597 |
| 7 | 9 | AB Service & Repair | 205½ | 194½ | 51.4 | 65551 | 53899 | 898 | 1036 | 2899 | 1256 | 3503 |
| 8 | 13 | Auto Central | 204 | 196 | 51.0 | 66037 | 45550 | 759 | 923 | 2505 | 1241 | 3466 |
| 9 | 14 | Jack Lederman Co. | 183 | 217 | 45.8 | 65697 | 53628 | 893 | 1137 | 2999 | 1287 | 3449 |
| 10 | 4 | Little Mexico Restaurant | 177 | 223 | 44.3 | 64462 | 46363 | 772 | 918 | 2558 | 1191 | 3370 |
| 11 | 10 | Wii Bowling World Champs | 168 | 232 | 42.0 | 66762 | 51876 | 864 | 1024 | 2929 | 1241 | 3528 |
| 12 | 12 | Common Cents Bookkeeping | 162½ | 237½ | 40.6 | 65190 | 54606 | 910 | 1075 | 3000 | 1238 | 3489 |
| 13 | 6 | Sorensen Group | 135 | 265 | 33.8 | 64567 | 56437 | 940 | 1171 | 3189 | 1327 | 3657 |
| 14 | 1 | Draw Team | 212½ | 187½ | | 65919 | 52503 | 875 | 1171 | 3189 | 1327 | 3657 |

Review of Last Week's Bowling.....

| Lanes | Team Name | HDCP -1- | HDCP -2- | HDCP -3- | HDCP Total | Last Wk WON | | Team Name | HDCP -1- | HDCP -2- | HDCP -3- | HDCP Total | Last Wk WON |
|-------|-----------------------|----------|----------|----------|------------|-------------|-------|----------------------|----------|----------|----------|------------|-------------|
| 1-2 | Draw Team | 1113 | 1122 | 1089 | 3324 | 29 | <---> | Sorensen Group | 1069 | 1119 | 1000 | 3188 | 11 |
| 3-4 | Wii Bowling World Ch | 1037 | 1139 | 1120 | 3296 | 24 | <---> | Common Cents Bookk | 1023 | 1084 | 1134 | 3241 | 16 |
| 5-6 | Little Mexico Restaur | 1137 | 1100 | 1130 | 3367 | 18 | <---> | Jack Lederman Co. | 1094 | 1068 | 1287 | 3449 | 22 |
| 7-8 | Auto Central | 1060 | 1206 | 1088 | 3354 | 14 | <---> | Cornhusker Ag/Rising | 1103 | 1183 | 1186 | 3472 | 26 |
| 9-10 | Kirkland Siding | 1146 | 1097 | 1090 | 3333 | 14 | <---> | Kennedy Arborcare | 1159 | 1037 | 1244 | 3440 | 26 |
| 11-12 | AB Service & Repair | 1074 | 947 | 1029 | 3050 | 7 | <---> | West | 1113 | 1122 | 1089 | 3324 | 33 |
| 13-14 | Peerless Machine | 1139 | 1193 | 1144 | 3476 | 27½ | <---> | Super Cool Unnamed | 1139 | 1116 | 1106 | 3361 | 12½ |

Lane Assignments

| | 1-2 | 3-4 | 5-6 | 7-8 | 9-10 | 11-12 | 13-14 |
|------------|-------|--------|--------|-------|--------|-------|-------|
| Wk21 02/10 | 1- 6 | 11- 14 | 10- 13 | 3- 9 | 7- 2 | 12- 5 | 8- 4 |
| Wk22 02/17 | 1- 11 | 14- 3 | 8- 6 | 10- 4 | 2- 12 | 7- 9 | 5- 13 |
| Wk23 02/24 | 1- 5 | 9- 11 | 4- 7 | 8- 3 | 13- 12 | 6- 10 | 2- 14 |

Last Week's Top Scores

| Team Scratch Game | Team Scratch Series | Team Handicap Game | Team Handicap Series |
|------------------------------|-------------------------------|-------------------------------|--------------------------|
| 1137 Jack Lederman Co. | 3100 Super Cool Unnamed Team | 1287 Jack Lederman Co. | 3476 Peerless Machine |
| 1052 Super Cool Unnamed Team | 2999 Jack Lederman Co. | 1244 Kennedy Arborcare | 3472 Cornhusker Ag/Risi |
| 1027 Kennedy Arborcare | 2962 Cornhusker Ag/Rising Ag | 1206 Auto Central | 3449 Jack Lederman Co. |
| 1016 Cornhusker Ag/Rising Ag | 2789 Kennedy Arborcare | 1193 Peerless Machine | 3440 Kennedy Arborcare |
| 980 Sorensen Group | 2771 Sorensen Group | 1186 Cornhusker Ag/Rising Ag | 3367 Little Mexico Resta |
| 941 Common Cents Bookkeepi | 2754 West | 1146 Kirkland Siding | 3361 Super Cool Unnam |
| 932 West | 2662 Common Cents Bookkeepi | 1139 Super Cool Unnamed Team | 3354 Auto Central |
| 924 Wii Bowling World Champs | 2651 Wii Bowling World Champs | 1139 Wii Bowling World Champs | 3333 Kirkland Siding |
| 923 Auto Central | 2550 Kirkland Siding | 1137 Little Mexico Restaurant | 3324 West |
| 901 AB Service & Repair | 2531 AB Service & Repair | 1134 Common Cents Bookkeepi | 3296 Wii Bowling World |
| 885 Kirkland Siding | 2505 Auto Central | 1122 West | 3241 Common Cents Bo |
| 867 Peerless Machine | 2498 Peerless Machine | 1119 Sorensen Group | 3188 Sorensen Group |
| 831 Little Mexico Restaurant | 2449 Little Mexico Restaurant | 1074 AB Service & Repair | 3050 AB Service & Repai |

Last Week's Top Scores - Continued

| Scratch Game | | Scratch Series | | Handicap Game | | Handicap Series | |
|--------------|-------------------|----------------|-------------------|---------------|-------------------|-----------------|-------------------|
| 286 | Cory Waddell | 721 | Jarod Zikmund | 301 | Kevin Moriarty | 769 | Bob Stevens |
| 280 | Jarod Zikmund | 709 | Chuck Brisbin | 301 | Cory Waddell | 764 | Eric Zikmund |
| 278 | Anthony Eigenberg | 698 | Eric Zikmund | 293 | Anthony Eigenberg | 761 | Kevin Moriarty |
| 265 | Kevin Moriarty | 696 | Cory Waddell | 292 | Bob Stevens | 759 | Alex Peden |
| 258 | Carter Hollis | 686 | Anthony Eigenberg | 286 | Jarod Zikmund | 746 | Bobby Turner Jr |
| 257 | Eric Zikmund | 680 | Carter Hollis | 280 | Alex Peden | 741 | Cory Waddell |
| 255 | Dan Schmidt | 671 | Justin Swanek | 279 | Eric Zikmund | 739 | Jarod Zikmund |
| 247 | Chuck Brisbin | 653 | Kevin Moriarty | 276 | Trevor Hibberd | 733 | Chuck Brisbin |
| 245 | Jared Samuelson | 636 | Brandon Conyers | 273 | Hewitt Moyer | 731 | Anthony Eigenberg |
| 244 | Tom Richmond | 630 | Jared Samuelson | 271 | Masato Sugita | 729 | Blake Bogus |

Season High Scores

| Team Scratch Game | | Team Scratch Series | | Team Handicap Game | | Team Handicap Series | |
|-------------------|--------------------------|---------------------|--------------------------|--------------------|--------------------------|----------------------|---------------------|
| 1203 | Super Cool Unnamed Team | 3311 | Super Cool Unnamed Team | 1332 | Kirkland Siding | 3657 | Sorensen Group |
| 1171 | Sorensen Group | 3189 | Sorensen Group | 1327 | Sorensen Group | 3638 | Super Cool Unnam |
| 1137 | Jack Lederman Co. | 3000 | Common Cents Bookkeepi | 1312 | Super Cool Unnamed Team | 3597 | Kirkland Siding |
| 1099 | Kirkland Siding | 2999 | Jack Lederman Co. | 1287 | Jack Lederman Co. | 3558 | Cornhusker Ag/Risi |
| 1075 | Common Cents Bookkeepi | 2962 | Cornhusker Ag/Rising Ag | 1256 | AB Service & Repair | 3553 | Kennedy Arborcare |
| 1042 | West | 2929 | Wii Bowling World Champs | 1246 | Kennedy Arborcare | 3528 | Wii Bowling World |
| 1036 | AB Service & Repair | 2899 | AB Service & Repair | 1245 | West | 3503 | AB Service & Repai |
| 1027 | Kennedy Arborcare | 2898 | Kirkland Siding | 1241 | Wii Bowling World Champs | 3489 | Common Cents Bo |
| 1024 | Wii Bowling World Champs | 2894 | West | 1241 | Auto Central | 3476 | Peerless Machine |
| 1016 | Cornhusker Ag/Rising Ag | 2851 | Kennedy Arborcare | 1238 | Common Cents Bookkeepi | 3466 | Auto Central |
| 923 | Auto Central | 2558 | Little Mexico Restaurant | 1226 | Cornhusker Ag/Rising Ag | 3464 | West |
| 918 | Little Mexico Restaurant | 2505 | Auto Central | 1215 | Peerless Machine | 3449 | Jack Lederman Co. |
| 867 | Peerless Machine | 2498 | Peerless Machine | 1191 | Little Mexico Restaurant | 3370 | Little Mexico Resta |
| Scratch Game | | Scratch Series | | Handicap Game | | Handicap Series | |
| 300 | Gordon Thiessen | 778 | Jared Samuelson | 317 | Trevor Hibberd | 851 | Hewitt Moyer |
| 300 | Jared Samuelson | 760 | Gordon Thiessen | 310 | Justin Hodges | 823 | Kevin Wise |
| 290 | Jason Feddersen | 755 | Carter Hollis | 310 | Hewitt Moyer | 816 | Masato Sugita |
| 289 | Jeremy Dalland | 735 | Austin Longmore | 308 | Bobby Turner Jr | 809 | Bobby Turner Jr |
| 286 | Cory Waddell | 735 | Josh Krolikowski | 307 | Jake Peden | 807 | Josh Krolikowski |
| 283 | Josh Krolikowski | 728 | Jason Feddersen | 307 | Masato Sugita | 804 | Austin Longmore |
| 280 | Jarod Zikmund | 726 | Jeremy Dalland | 304 | Josh Krolikowski | 797 | Carter Hollis |
| 278 | Anthony Eigenberg | 721 | Jarod Zikmund | 304 | Jared Samuelson | 795 | Javan Clement |
| 275 | Chuck Brisbin | 719 | Hewitt Moyer | 302 | Jason Feddersen | 790 | Jared Samuelson |
| 270 | Masato Sugita | 715 | Todd Mathews | 301 | Kevin Moriarty | 787 | Johnny Nikkila |
| | | | | 301 | Cody Bristow | | |
| | | | | 301 | Cory Waddell | | |

Team Rosters

1 - Draw Team

| Name | Avg | HDCP | Pins | Gms | Points Won | High Game | High Sers | HDCP Game | HDCP Sers | 0's | 200's | 250's | 0's | 600's | 700's |
|------|-----|------|------|-----|------------|-----------|-----------|-----------|-----------|-----|-------|-------|-----|-------|-------|
| | | | | 57 | 31.0 | 269 | 705 | 293 | 783 | 36 | 15 | 6 | 11 | 7 | 1 |
| | | | | 54 | 41.0 | 257 | 660 | 293 | 768 | 41 | 12 | 1 | 15 | 3 | -- |
| | | | | 12 | 4.0 | 235 | 580 | 279 | 712 | 9 | 3 | -- | 4 | -- | -- |
| | | | | 54 | 44.0 | 255 | 690 | 277 | 771 | 30 | 23 | 1 | 11 | 7 | -- |
| | | | | 51 | 45.0 | 256 | 708 | 274 | 761 | 16 | 32 | 3 | 6 | 9 | 2 |
| | | | | 6 | 6.0 | 254 | 715 | 264 | 745 | 2 | 3 | 1 | 1 | -- | 1 |
| | | | | 57 | 40.5 | 275 | 709 | 285 | 760 | 25 | 28 | 4 | 5 | 12 | 2 |

2 - Kennedy Arborcare

| Name | Avg | HDCP | Pins | Gms | Points Won | High Game | High Sers | HDCP Game | HDCP Sers | 0's | 200's | 250's | 0's | 600's | 700's |
|--------------------|-----|------|-------|-----|------------|-----------|-----------|-----------|-----------|-----|-------|-------|-----|-------|-------|
| Matthew J. Doerr | 129 | 86 | 4287 | 33 | 16.5 | 168 | 436 | 245 | 694 | 33 | -- | -- | 11 | -- | -- |
| Andrew J. Kennedy | 142 | 73 | 6413 | 45 | 30.0 | 194 | 494 | 270 | 734 | 45 | -- | -- | 15 | -- | -- |
| Mike McCollough | 160 | 55 | 5791 | 36 | 23.0 | 197 | 530 | 253 | 706 | 36 | -- | -- | 12 | -- | -- |
| Brandon M. Conyers | 189 | 26 | 10224 | 54 | 48.5 | 247 | 642 | 281 | 769 | 32 | 22 | -- | 12 | 6 | -- |
| Kevin L. Wise | 183 | 32 | 10461 | 57 | 31.0 | 256 | 691 | 290 | 823 | 41 | 15 | 1 | 15 | 4 | -- |
| Masato M. Sugita | 188 | 27 | 11297 | 60 | 43.0 | 270 | 705 | 307 | 816 | 43 | 16 | 1 | 16 | 3 | 1 |

3 - Kirkland Siding

| Name | Avg | HDCP | Pins | Gms | Points Won | High Game | High Sers | HDCP Game | HDCP Sers | 0's | 200's | 250's | 0's | 600's | 700's |
|---------------------|-----|------|-------|-----|------------|-----------|-----------|-----------|-----------|-----|-------|-------|-----|-------|-------|
| Bill Kirkland | 158 | 57 | 9009 | 57 | 38.0 | 213 | 548 | 272 | 722 | 54 | 3 | -- | 19 | -- | -- |
| Conan R. Gifford | 155 | 60 | 7297 | 47 | 36.0 | 213 | 583 | 278 | 778 | 45 | 2 | -- | 15 | -- | -- |
| Larry L. Harrington | 158 | 57 | 8582 | 54 | 40.0 | 200 | 545 | 264 | 743 | 53 | 1 | -- | 18 | -- | -- |
| Bobby Turner Jr | 169 | 46 | 8656 | 51 | 38.0 | 257 | 665 | 308 | 809 | 44 | 5 | 2 | 14 | 3 | -- |
| Lane E. Riffey | 176 | 39 | 10609 | 60 | 44.5 | 254 | 604 | 296 | 748 | 51 | 8 | 1 | 19 | 1 | -- |
| Brad M. Olson | 203 | 12 | 4884 | 24 | 18.0 | 249 | 682 | 267 | 742 | 10 | 14 | -- | 3 | 5 | -- |

4 - Little Mexico Restaurant

| Name | Avg | HDCP | Pins | Gms | Points Won | High Game | High Sers | HDCP Game | HDCP Sers | 0's | 200's | 250's | 0's | 600's | 700's |
|---------------------|-----|------|------|-----|------------|-----------|-----------|-----------|-----------|-----|-------|-------|-----|-------|-------|
| Nathan Banks | 172 | 43 | 5683 | 33 | 22.0 | 220 | 560 | 264 | 692 | 28 | 5 | -- | 11 | -- | -- |
| Quentin S. Holliday | 140 | 75 | 8429 | 60 | 37.0 | 186 | 472 | 266 | 700 | 60 | -- | -- | 20 | -- | -- |
| Nolan P. Parr | 128 | 87 | 3858 | 30 | 19.5 | 175 | 437 | 263 | 681 | 30 | -- | -- | 10 | -- | -- |
| Scott A. Asay | 142 | 73 | 3835 | 27 | 18.0 | 184 | 503 | 269 | 758 | 27 | -- | -- | 9 | -- | -- |
| Trevor A. Roberts | 159 | 56 | 6064 | 38 | 24.0 | 217 | 536 | 270 | 705 | 36 | 2 | -- | 12 | -- | -- |
| Cruz A. Evans | 168 | 47 | 8108 | 48 | 27.0 | 244 | 588 | 294 | 737 | 40 | 8 | -- | 16 | -- | -- |
| Craig A. Schutt | 162 | 53 | 8763 | 54 | 30.0 | 221 | 539 | 274 | 689 | 51 | 3 | -- | 18 | -- | -- |

5 - Super Cool Unnamed Team

| Name | Avg | HDCP | Pins | Gms | Points Won | High Game | High Sers | HDCP Game | HDCP Sers | 0's | 200's | 250's | 0's | 600's | 700's |
|------------------|-------|------|-------|-----|------------|-----------|-----------|-----------|-----------|-----|-------|-------|-----|-------|-------|
| Tom Richmond | 197 | 18 | 11231 | 57 | 31.0 | 269 | 705 | 293 | 783 | 36 | 15 | 6 | 11 | 7 | 1 |
| Jason D. Stubbs | 182 | 33 | 9871 | 54 | 41.0 | 257 | 660 | 293 | 768 | 41 | 12 | 1 | 15 | 3 | -- |
| Tom McLeod | 176 | 39 | 2120 | 12 | 4.0 | 235 | 580 | 279 | 712 | 9 | 3 | -- | 4 | -- | -- |
| Scott A. Bauer | 195 | 20 | 10543 | 54 | 44.0 | 255 | 690 | 277 | 771 | 30 | 23 | 1 | 11 | 7 | -- |
| Ryan E. Walton | 208 | 7 | 10611 | 51 | 45.0 | 256 | 708 | 274 | 761 | 16 | 32 | 3 | 6 | 9 | 2 |
| Todd M. Mathews | bk205 | 10 | 1284 | 6 | 6.0 | 254 | 715 | 264 | 745 | 2 | 3 | 1 | 1 | -- | 1 |
| Chuck M. Brisbin | 208 | 7 | 11890 | 57 | 40.5 | 275 | 709 | 285 | 760 | 25 | 28 | 4 | 5 | 12 | 2 |

6 - Sorensen Group

| Name | Avg | HDCP | Pins | Gms | Points Won | High Game | High Sers | HDCP Game | HDCP Sers | 0's | 200's | 250's | 0's | 600's | 700's |
|--------------------|-------|------|-------|-----|------------|-----------|-----------|-----------|-----------|-----|-------|-------|-----|-------|-------|
| Doug Giles | 177 | 38 | 10125 | 57 | 32.0 | 246 | 591 | 295 | 738 | 46 | 11 | -- | 19 | -- | -- |
| Chris R. Lytle | 166 | 49 | 7007 | 42 | 22.5 | 216 | 610 | 258 | 730 | 37 | 5 | -- | 13 | 1 | -- |
| Logan J. Albright | 182 | 33 | 7649 | 42 | 24.5 | 236 | 607 | 274 | 736 | 32 | 10 | -- | 13 | 1 | -- |
| Jeff A. Fruhling | 189 | 26 | 9662 | 51 | 33.0 | 258 | 681 | 294 | 771 | 33 | 16 | 2 | 12 | 5 | -- |
| Josh K. Krolkowski | 196 | 19 | 10029 | 51 | 34.0 | 283 | 735 | 304 | 807 | 31 | 16 | 4 | 12 | 3 | 2 |
| Jerred J. Johnson | bk205 | 10 | 631 | 3 | 1.0 | 226 | 631 | 236 | 661 | 1 | 2 | -- | -- | 1 | -- |
| Jeremy J. Dalland | 216 | 0 | 9740 | 45 | 32.0 | 289 | 726 | 258 | 671 | 12 | 28 | 5 | 2 | 11 | 2 |

7 - Peerless Machine

| Name | Avg | HDCP | Pins | Gms | Points Won | High Game | High Sers | HDCP Game | HDCP Sers | 0's | 200's | 250's | 0's | 600's | 700's |
|--------------------|-----|------|-------|-----|------------|-----------|-----------|-----------|-----------|-----|-------|-------|-----|-------|-------|
| Jacob M. Rodriguez | 102 | 113 | 924 | 9 | 5.0 | 146 | 334 | 256 | 664 | 9 | -- | -- | 3 | -- | -- |
| Brooks D. Paul | 121 | 94 | 7303 | 60 | 38.5 | 170 | 428 | 267 | 728 | 60 | -- | -- | 20 | -- | -- |
| John W. Paul | 117 | 98 | 6712 | 57 | 37.0 | 162 | 399 | 263 | 696 | 57 | -- | -- | 19 | -- | -- |
| Nate Grabenstein | 110 | 105 | 332 | 3 | | 119 | 332 | 224 | 647 | 3 | -- | -- | 1 | -- | -- |
| Alex J. Peden | 150 | 65 | 9057 | 60 | 48.0 | 214 | 561 | 280 | 759 | 59 | 1 | -- | 20 | -- | -- |
| Jake W. Peden | 162 | 53 | 8763 | 54 | 43.0 | 247 | 593 | 307 | 773 | 50 | 4 | -- | 18 | -- | -- |
| Cory D. Waddell | 202 | 13 | 10303 | 51 | 45.5 | 286 | 703 | 301 | 769 | 24 | 24 | 3 | 8 | 8 | 1 |

8 - West

| Name | Avg | HDCP | Pins | Gms | Points Won | High Game | High Sers | HDCP Game | HDCP Sers | 0's | 200's | 250's | 0's | 600's | 700's |
|--------------------|-----|------|-------|-----|------------|-----------|-----------|-----------|-----------|-----|-------|-------|-----|-------|-------|
| Bob Stevens | 158 | 57 | 9524 | 60 | 35.5 | 233 | 592 | 292 | 769 | 56 | 4 | -- | 20 | -- | -- |
| Jerry Schmitz | 184 | 31 | 2771 | 15 | 12.0 | 210 | 616 | 248 | 724 | 8 | 7 | -- | 4 | 1 | -- |
| Johnny L. Nikkila | 173 | 42 | 9872 | 57 | 45.5 | 243 | 604 | 287 | 787 | 49 | 8 | -- | 18 | 1 | -- |
| Ivan D. Stones | 168 | 47 | 9579 | 57 | 33.0 | 224 | 570 | 275 | 723 | 52 | 5 | -- | 19 | -- | -- |
| Gary D. Hatcher | 179 | 36 | 9151 | 51 | 27.0 | 226 | 623 | 267 | 746 | 37 | 14 | -- | 15 | 2 | -- |
| Gordon E. Thiessen | 231 | 0 | 2776 | 12 | 11.5 | 300 | 760 | 300 | 760 | 3 | 5 | 4 | -- | 2 | 2 |
| Justin R. Swanek | 209 | 6 | 10032 | 48 | 31.0 | 268 | 692 | 274 | 719 | 19 | 27 | 2 | 3 | 13 | -- |

9 - AB Service & Repair

| Name | Avg | HDCP | Pins | Gms | Points | High | High | HDCP | HDCP | 0's | 200's | 250's | 0's | 600's | 700's |
|-----------------|-------|------|-------|-----|--------|------|------|------|------|-----|-------|-------|-----|-------|-------|
| | | | | | Won | Game | Sers | Game | Sers | | | | | | |
| Eric R. Bedke | 206 | 9 | 618 | 3 | 4.0 | 227 | 618 | 236 | 645 | 1 | 2 | -- | -- | 1 | -- |
| Tom Soderholm | bk188 | 27 | 1147 | 6 | 4.0 | 211 | 584 | 238 | 665 | 4 | 2 | -- | 2 | -- | -- |
| Mike Brown | 189 | 26 | 10226 | 54 | 41.0 | 242 | 664 | 270 | 748 | 35 | 19 | -- | 13 | 5 | -- |
| Sean A. McBride | 142 | 73 | 8555 | 60 | 42.5 | 184 | 511 | 260 | 736 | 60 | -- | -- | 20 | -- | -- |
| Cody D. Bristow | 169 | 46 | 9126 | 54 | 40.0 | 247 | 596 | 301 | 763 | 40 | 14 | -- | 18 | -- | -- |
| Kurt L. Schmidt | 193 | 22 | 9303 | 48 | 33.0 | 247 | 641 | 272 | 745 | 28 | 20 | -- | 10 | 6 | -- |
| Dan Schmidt | 207 | 8 | 7452 | 36 | 22.5 | 255 | 676 | 262 | 712 | 12 | 23 | 1 | 2 | 10 | -- |

10 - Wii Bowling World Champs

| Name | Avg | HDCP | Pins | Gms | Points | High | High | HDCP | HDCP | 0's | 200's | 250's | 0's | 600's | 700's |
|----------------------|-----|------|-------|-----|--------|------|------|------|------|-----|-------|-------|-----|-------|-------|
| | | | | | Won | Game | Sers | Game | Sers | | | | | | |
| Brandon J. Clement | 144 | 71 | 6912 | 48 | 32.5 | 212 | 511 | 285 | 739 | 46 | 2 | -- | 16 | -- | -- |
| Anthony C. Eigenberg | 201 | 14 | 12109 | 60 | 45.5 | 278 | 714 | 293 | 750 | 25 | 33 | 2 | 12 | 7 | 1 |
| Jason S. Feddersen | 222 | 0 | 12032 | 54 | 39.0 | 290 | 728 | 302 | 764 | 12 | 32 | 10 | 2 | 9 | 7 |
| Scott A. Feddersen | 161 | 54 | 3382 | 21 | 17.0 | 192 | 552 | 255 | 726 | 21 | -- | -- | 7 | -- | -- |
| Jacob D. Roth | 100 | 115 | 3921 | 39 | 32.0 | 153 | 358 | 270 | 727 | 39 | -- | -- | 13 | -- | -- |
| Matt W. Morrow | 175 | 40 | 3167 | 18 | 12.0 | 202 | 553 | 244 | 671 | 16 | 2 | -- | 6 | -- | -- |
| Javan D. Clement | 171 | 44 | 9262 | 54 | 44.0 | 236 | 612 | 299 | 795 | 40 | 14 | -- | 16 | 2 | -- |

11 - Cornhusker Ag/Rising Ag

| Name | Avg | HDCP | Pins | Gms | Points | High | High | HDCP | HDCP | 0's | 200's | 250's | 0's | 600's | 700's |
|--------------------|-------|------|-------|-----|--------|------|------|------|------|-----|-------|-------|-----|-------|-------|
| | | | | | Won | Game | Sers | Game | Sers | | | | | | |
| Blake R. Bogus | 138 | 77 | 4994 | 36 | 27.5 | 184 | 492 | 263 | 729 | 36 | -- | -- | 12 | -- | -- |
| Doug Samuelson | 138 | 77 | 5824 | 42 | 29.0 | 192 | 485 | 274 | 741 | 42 | -- | -- | 14 | -- | -- |
| Brent E. Hollis | 155 | 60 | 1863 | 12 | 9.0 | 226 | 511 | 300 | 733 | 11 | 1 | -- | 4 | -- | -- |
| Bob G. Vogt | bk164 | 51 | 552 | 3 | 3.0 | 201 | 552 | 252 | 705 | 2 | 1 | -- | 1 | -- | -- |
| Hewitt P. Moyer | 178 | 37 | 6958 | 39 | 26.0 | 266 | 719 | 310 | 851 | 30 | 8 | 1 | 12 | -- | 1 |
| Danny Jeffries | 173 | 42 | 7289 | 42 | 29.0 | 205 | 578 | 256 | 726 | 38 | 4 | -- | 14 | -- | -- |
| Carter R. Hollis | 207 | 8 | 11799 | 57 | 31.5 | 267 | 755 | 280 | 797 | 23 | 26 | 8 | 4 | 14 | 1 |
| Jared J. Samuelson | 215 | 0 | 12272 | 57 | 33.0 | 300 | 778 | 304 | 790 | 20 | 29 | 8 | 4 | 13 | 2 |

12 - Common Cents Bookkeeping

| Name | Avg | HDCP | Pins | Gms | Points | High | High | HDCP | HDCP | 0's | 200's | 250's | 0's | 600's | 700's |
|----------------------|-----|------|-------|-----|--------|------|------|------|------|-----|-------|-------|-----|-------|-------|
| | | | | | Won | Game | Sers | Game | Sers | | | | | | |
| Ethan M. Mizner | 151 | 64 | 4096 | 27 | 10.5 | 237 | 497 | 291 | 659 | 25 | 2 | -- | 9 | -- | -- |
| Justin M. Hodges | 173 | 42 | 10399 | 60 | 43.5 | 256 | 619 | 310 | 770 | 50 | 9 | 1 | 17 | 3 | -- |
| Shawn E. Mizner | 176 | 39 | 8493 | 48 | 25.0 | 229 | 595 | 266 | 724 | 37 | 11 | -- | 16 | -- | -- |
| Tyler L. Mizner | 186 | 29 | 8928 | 48 | 38.0 | 235 | 610 | 267 | 703 | 34 | 14 | -- | 15 | 1 | -- |
| Michael G. Marcellus | 196 | 19 | 11783 | 60 | 40.0 | 257 | 667 | 277 | 742 | 34 | 24 | 2 | 10 | 10 | -- |
| Austin M. Longmore | 195 | 20 | 9974 | 51 | 36.5 | 267 | 735 | 290 | 804 | 27 | 22 | 2 | 10 | 6 | 1 |

13 - Auto Central

| Name | Avg | HDCP | Pins | Gms | Points | High | High | HDCP | HDCP | 0's | 200's | 250's | 0's | 600's | 700's |
|--------------------|-----|------|-------|-----|--------|------|------|------|------|-----|-------|-------|-----|-------|-------|
| | | | | | Won | Game | Sers | Game | Sers | | | | | | |
| Bob Cherry | 115 | 100 | 6913 | 60 | 51.0 | 167 | 430 | 273 | 744 | 60 | -- | -- | 20 | -- | -- |
| Bob J. Hunt | 142 | 73 | 6824 | 48 | 33.0 | 215 | 506 | 297 | 752 | 46 | 2 | -- | 16 | -- | -- |
| Chris C. Hunt | 171 | 44 | 1028 | 6 | 3.0 | 212 | 528 | 251 | 645 | 4 | 2 | -- | 2 | -- | -- |
| Mark A. Woodside | 143 | 72 | 6022 | 42 | 25.0 | 189 | 498 | 261 | 714 | 42 | -- | -- | 14 | -- | -- |
| Chris L. Stapleton | 162 | 53 | 9768 | 60 | 25.0 | 224 | 599 | 278 | 764 | 54 | 6 | -- | 20 | -- | -- |
| Kevin L. Moriarty | 181 | 34 | 10908 | 60 | 37.0 | 265 | 661 | 301 | 775 | 41 | 17 | 2 | 15 | 5 | -- |
| John L. Krotz | 192 | 23 | 2309 | 12 | 8.0 | 236 | 591 | 275 | 708 | 9 | 3 | -- | 4 | -- | -- |

14 - Jack Lederman Co.

| Name | Avg | HDCP | Pins | Gms | Points | High | High | HDCP | HDCP | 0's | 200's | 250's | 0's | 600's | 700's |
|-------------------|-----|------|-------|-----|--------|------|------|------|------|-----|-------|-------|-----|-------|-------|
| | | | | | Won | Game | Sers | Game | Sers | | | | | | |
| Ron J. Studnicka | 160 | 55 | 9153 | 57 | 37.0 | 223 | 544 | 283 | 724 | 52 | 5 | -- | 19 | -- | -- |
| Trevor D. Hibberd | 175 | 40 | 9500 | 54 | 35.5 | 264 | 567 | 317 | 726 | 45 | 8 | 1 | 18 | -- | -- |
| Eric R. Zikmund | 197 | 18 | 5339 | 27 | 15.0 | 257 | 698 | 282 | 764 | 12 | 13 | 2 | 5 | 4 | -- |
| Leroy H. Hoss | 149 | 66 | 7649 | 51 | 32.0 | 200 | 499 | 267 | 700 | 50 | 1 | -- | 17 | -- | -- |
| David D. Hibberd | 188 | 27 | 9613 | 51 | 27.0 | 247 | 642 | 281 | 744 | 31 | 20 | -- | 12 | 5 | -- |
| Jarod D. Zikmund | 211 | 4 | 11394 | 54 | 34.5 | 280 | 721 | 293 | 739 | 19 | 27 | 8 | 3 | 14 | 1 |

Temporary Substitutes

| Name | Avg | HDCP | Pins | Gms | Points Won | High Game | High Sers | HDCP Game | HDCP Sers | 0's | 200's | 250's | 0's | 600's | 700's |
|-------------------|-------|------|------|-----|------------|-----------|-----------|-----------|-----------|-----|-------|-------|-----|-------|-------|
| Tim Adkins | 194 | 21 | 1748 | 9 | 7.0 | 214 | 602 | 262 | 746 | 6 | 3 | -- | 2 | 1 | -- |
| Keith A. Albright | 205 | 10 | 615 | 3 | 2.0 | 227 | 615 | 237 | 645 | 1 | 2 | -- | -- | 1 | -- |
| Brandon Brinegar | bk128 | 87 | 383 | 3 | 1.0 | 145 | 383 | 232 | 644 | 3 | -- | -- | 1 | -- | -- |
| Chris P. Drew | 129 | 86 | 779 | 6 | 5.5 | 175 | 445 | 279 | 757 | 6 | -- | -- | 2 | -- | -- |
| Larry K. Giddings | bk181 | 34 | 999 | 6 | 1.0 | 201 | 544 | 235 | 646 | 5 | 1 | -- | 2 | -- | -- |
| Micah J. Hadley | 183 | 32 | 550 | 3 | | 213 | 550 | 245 | 646 | 2 | 1 | -- | 1 | -- | -- |
| Carson M. Hemmer | 137 | 78 | 824 | 6 | 3.0 | 169 | 417 | 245 | 645 | 6 | -- | -- | 2 | -- | -- |
| Doug Houtz | 167 | 48 | 2517 | 15 | 11.0 | 201 | 561 | 247 | 699 | 14 | 1 | -- | 5 | -- | -- |
| Ben L. Howard | bk180 | 35 | 1061 | 6 | 1.0 | 210 | 590 | 245 | 695 | 5 | 1 | -- | 2 | -- | -- |
| Dave Jamrog | bk148 | 67 | 494 | 3 | 3.0 | 193 | 494 | 260 | 695 | 3 | -- | -- | 1 | -- | -- |
| Greg A. Pettit | 207 | 8 | 2906 | 14 | 6.0 | 247 | 658 | 263 | 706 | 5 | 9 | -- | 2 | 2 | -- |
| Richard M. Serr | bk161 | 54 | 1013 | 6 | 4.0 | 195 | 524 | 249 | 686 | 6 | -- | -- | 2 | -- | -- |
| Devon L. Smith | bk184 | 31 | 1111 | 6 | 1.5 | 212 | 569 | 243 | 662 | 5 | 1 | -- | 2 | -- | -- |
| Mark A. Yonkers | bk201 | 14 | 1106 | 6 | 2.0 | 213 | 568 | 227 | 610 | 5 | 1 | -- | 2 | -- | -- |

High Individual Match Points

| | | | | | | |
|------------------------|------|-----------------|------|---------------|------|----------------|
| 51 Bob Cherry | 48.5 | Brandon Conyers | 48 | Alex Peden | 45.5 | Johnny Nikkila |
| 45.5 Anthony Eigenberg | 45.5 | Cory Waddell | 45 | Ryan Walton | 44.5 | Lane Riffey |
| 44 Scott Bauer | 44 | Javan Clement | 43.5 | Justin Hodges | 43 | Jake Peden |
| 43 Masato Sugita | 42.5 | Sean McBride | 41 | Jason Stubbs | 41 | Mike Brown |

Individual High Averages

| | | | | | | |
|------------------------|--------|----------------|--------|------------------|--------|-------------------|
| 222.81 Jason Feddersen | 216.44 | Jeremy Dalland | 215.30 | Jared Samuelson | 211.00 | Jarod Zikmund |
| 209.00 Justin Swanek | 208.60 | Chuck Brisbin | 208.06 | Ryan Walton | 207.00 | Carter Hollis |
| 207.00 Dan Schmidt | 203.50 | Brad Olson | 202.02 | Cory Waddell | 201.82 | Anthony Eigenberg |
| 197.74 Eric Zikmund | 197.04 | Tom Richmond | 196.65 | Josh Krolikowski | 196.38 | Michael Marcellus |
| 195.57 Austin Longmore | 195.24 | Scott Bauer | 193.81 | Kurt Schmidt | 189.45 | Jeff Fruhling |

Most Improved Average

| | | | |
|------------------------|----------------|------------------------|-----------------|
| 153 to 169.00 = +16.00 | Cody Bristow | 157 to 171.52 = +14.52 | Javan Clement |
| 189 to 202.02 = +13.02 | Cory Waddell | 177 to 189.33 = +12.33 | Brandon Conyers |
| 150 to 162.28 = +12.28 | Jake Peden | 183 to 195.24 = +12.24 | Scott Bauer |
| 149 to 160.58 = +11.58 | Ron Studnicka | 131 to 142.17 = +11.17 | Bob Hunt |
| 163 to 173.19 = +10.19 | Johnny Nikkila | 179 to 188.28 = +9.28 | Masato Sugita |

Most Un-Improved Averages

| | | | |
|------------------------|-------------------|------------------------|-----------------|
| 229 to 216.44 = -12.56 | Jeremy Dalland | 179 to 166.83 = -12.17 | Chris Lytle |
| 176 to 168.92 = -7.08 | Cruz Evans | 229 to 222.81 = -6.19 | Jason Feddersen |
| 208 to 201.82 = -6.18 | Anthony Eigenberg | 164 to 159.58 = -4.42 | Trevor Roberts |
| 181 to 176.94 = -4.06 | Shawn Mizner | 147 to 143.38 = -3.62 | Mark Woodside |
| 197 to 193.81 = -3.19 | Kurt Schmidt | 165 to 162.28 = -2.72 | Craig Schutt |

Classic 2024-25

Big Apple Fun Center

Reprint of Scores -- Week 20

Lane 1 1 - Draw Team - West

| Name | Old Avg | Old HDCP | -1- | -2- | -3- | Total | HDCP Total |
|---------------|---------|----------|------|------|------|-------|------------|
| | | | 208 | 161 | 186 | 555 | 690 |
| | | | 172 | 145 | 145 | 462 | 690 |
| | | | 165 | 168 | 143 | 476 | 704 |
| | | | 139 | 151 | 180 | 470 | 638 |
| | | | 147 | 169 | 170 | 486 | 645 |
| | | | ==== | ==== | ==== | ==== | ==== |
| Scratch Total | | | 831 | 794 | 824 | 2449 | 2449 |
| Handicap | | | 306 | 306 | 306 | | 918 |
| Total | | | 1137 | 1100 | 1130 | 2449 | 3367 |

Lane 2 6 - Sorensen Group Week 20 2/3/2025

| Name | Old Avg | Old HDCP | -1- | -2- | -3- | Total | HDCP Total |
|---------------------|---------|----------|------|------|------|-------|------------|
| Doug Giles | 177 | 38 | 174 | 189 | 163 | 526 | 640 |
| Chris R. Lytle | 166 | 49 | 165 | 182 | 166 | 513 | 660 |
| Logan J. Albright | 181 | 34 | 190 | 227 | 173 | 590 | 692 |
| Josh K. Krolikowski | 197 | 18 | 200 | 181 | 158 | 539 | 593 |
| Jeremy J. Dalland | 216 | 0 | a201 | a201 | a201 | 603 | 603 |
| | | | ==== | ==== | ==== | ==== | ==== |
| Scratch Total | | | 930 | 980 | 861 | 2771 | 2771 |
| Handicap | | | 139 | 139 | 139 | | 417 |
| Total | | | 1069 | 1119 | 1000 | 2771 | 3188 |
| Team Points Won | | | 0.0 | 0.0 | 0.0 | 0.0 | 0.0 |
| Match Points Won | | | 3.0 | 3.0 | 2.0 | 11.0 | 11.0 |
| Total Points Won | | | 3.0 | 3.0 | 2.0 | 11.0 | 11.0 |

Lane 3 10 - Wii Bowling World Champs Week 20 2/3/2025

| Name | Old Avg | Old HDCP | -1- | -2- | -3- | Total | HDCP Total |
|----------------------|---------|----------|------|------|------|-------|------------|
| Anthony C. Eigenberg | 200 | 15 | 188 | 278 | 220 | 686 | 731 |
| Jason S. Feddersen | 224 | 0 | 213 | 191 | 189 | 593 | 593 |
| Jacob D. Roth | 98 | 117 | 90 | 115 | 153 | 358 | 709 |
| Matt W. Morrow | bk176 | 39 | 161 | 167 | 192 | 520 | 637 |
| Javan D. Clement | 171 | 44 | 170 | 173 | 151 | 494 | 626 |
| | | | ==== | ==== | ==== | ==== | ==== |
| Scratch Total | | | 822 | 924 | 905 | 2651 | 2651 |
| Handicap | | | 215 | 215 | 215 | | 645 |
| Total | | | 1037 | 1139 | 1120 | 2651 | 3296 |
| Team Points Won | | | 5.0 | 5.0 | 0.0 | 15.0 | 15.0 |
| Match Points Won | | | 3.0 | 2.0 | 2.0 | 9.0 | 9.0 |
| Total Points Won | | | 8.0 | 7.0 | 2.0 | 24.0 | 24.0 |

Lane 4 12 - Common Cents Bookkeeping Week 20 2/3/2025

| Name | Old Avg | Old HDCP | -1- | -2- | -3- | Total | HDCP Total |
|----------------------|---------|----------|------|------|------|-------|------------|
| Ethan M. Mizner | 151 | 64 | 129 | 189 | 140 | 458 | 650 |
| Justin M. Hodges | 172 | 43 | 211 | 155 | 182 | 548 | 677 |
| Shawn E. Mizner | 177 | 38 | 171 | 134 | 196 | 501 | 615 |
| Tyler L. Mizner | 186 | 29 | 143 | 179 | 235 | 557 | 644 |
| Michael G. Marcellus | 196 | 19 | 176 | 234 | 188 | 598 | 655 |
| | | | ==== | ==== | ==== | ==== | ==== |
| Scratch Total | | | 830 | 891 | 941 | 2662 | 2662 |
| Handicap | | | 193 | 193 | 193 | | 579 |
| Total | | | 1023 | 1084 | 1134 | 2662 | 3241 |
| Team Points Won | | | 0.0 | 0.0 | 5.0 | 5.0 | 5.0 |
| Match Points Won | | | 2.0 | 3.0 | 3.0 | 11.0 | 11.0 |
| Total Points Won | | | 2.0 | 3.0 | 8.0 | 16.0 | 16.0 |

Lane 5 4 - Little Mexico Restaurant Week 20 2/3/2025

| Name | Old Avg | Old HDCP | -1- | -2- | -3- | Total | HDCP Total |
|---------------------|---------|----------|------|------|------|-------|------------|
| Nathan Banks | 170 | 45 | 208 | 161 | 186 | 555 | 690 |
| Quentin S. Holliday | 139 | 76 | 172 | 145 | 145 | 462 | 690 |
| Scott A. Asay | 139 | 76 | 165 | 168 | 143 | 476 | 704 |
| Trevor A. Roberts | 159 | 56 | 139 | 151 | 180 | 470 | 638 |
| Craig A. Schutt | 162 | 53 | 147 | 169 | 170 | 486 | 645 |
| | | | ==== | ==== | ==== | ==== | ==== |
| Scratch Total | | | 831 | 794 | 824 | 2449 | 2449 |
| Handicap | | | 306 | 306 | 306 | | 918 |
| Total | | | 1137 | 1100 | 1130 | 2449 | 3367 |
| Team Points Won | | | 5.0 | 5.0 | 0.0 | 10.0 | 10.0 |
| Match Points Won | | | 3.0 | 2.0 | 1.0 | 8.0 | 8.0 |
| Total Points Won | | | 8.0 | 7.0 | 1.0 | 18.0 | 18.0 |

Lane 6 14 - Jack Lederman Co. Week 20 2/3/2025

| Name | Old Avg | Old HDCP | -1- | -2- | -3- | Total | HDCP Total |
|-------------------|---------|----------|------|------|------|-------|------------|
| Ron J. Studnicka | 160 | 55 | 139 | 123 | 199 | 461 | 626 |
| Trevor D. Hibberd | 175 | 40 | 205 | 119 | 236 | 560 | 680 |
| Eric R. Zikmund | 193 | 22 | 204 | 237 | 257 | 698 | 764 |
| David D. Hibberd | 188 | 27 | 183 | 211 | 165 | 559 | 640 |
| Jarod D. Zikmund | 209 | 6 | 213 | 228 | 280 | 721 | 739 |
| | | | ==== | ==== | ==== | ==== | ==== |
| Scratch Total | | | 944 | 918 | 1137 | 2999 | 2999 |
| Handicap | | | 150 | 150 | 150 | | 450 |
| Total | | | 1094 | 1068 | 1287 | 2999 | 3449 |
| Team Points Won | | | 0.0 | 0.0 | 5.0 | 10.0 | 10.0 |
| Match Points Won | | | 2.0 | 3.0 | 4.0 | 12.0 | 12.0 |
| Total Points Won | | | 2.0 | 3.0 | 9.0 | 22.0 | 22.0 |

Lane 7 13 - Auto Central Week 20 2/3/2025

| Name | Old Avg | Old HDCP | -1- | -2- | -3- | Total | HDCP Total |
|--------------------|---------|----------|------|------|------|-------|------------|
| Bob Cherry | 115 | 100 | 128 | 118 | 103 | 349 | 649 |
| Mark A. Woodside | 143 | 72 | 105 | 178 | 153 | 436 | 652 |
| Chris L. Stapleton | 162 | 53 | 177 | 172 | 153 | 502 | 661 |
| Kevin L. Moriarty | 179 | 36 | 174 | 265 | 214 | 653 | 761 |
| John L. Krotz | bk193 | 22 | 193 | 190 | 182 | 565 | 631 |
| | | | ==== | ==== | ==== | ==== | ==== |
| Scratch Total | | | 777 | 923 | 805 | 2505 | 2505 |
| Handicap | | | 283 | 283 | 283 | | 849 |
| Total | | | 1060 | 1206 | 1088 | 2505 | 3354 |
| Team Points Won | | | 0.0 | 5.0 | 0.0 | 5.0 | 5.0 |
| Match Points Won | | | 2.0 | 3.0 | 2.0 | 9.0 | 9.0 |
| Total Points Won | | | 2.0 | 8.0 | 2.0 | 14.0 | 14.0 |

Lane 8 11 - Cornhusker Ag/Rising Ag Week 20 2/3/2025

| Name | Old Avg | Old HDCP | -1- | -2- | -3- | Total | HDCP Total |
|--------------------|---------|----------|------|------|------|-------|------------|
| Blake R. Bogus | 136 | 79 | 184 | 142 | 166 | 492 | 729 |
| Danny Jeffryes | 172 | 43 | 194 | 182 | 202 | 578 | 707 |
| Hewitt P. Moyer | 177 | 38 | 161 | 186 | 235 | 582 | 696 |
| Carter R. Hollis | 205 | 10 | 202 | 258 | 220 | 680 | 710 |
| Jared J. Samuelson | 215 | 0 | 192 | 245 | 193 | 630 | 630 |
| | | | ==== | ==== | ==== | ==== | ==== |
| Scratch Total | | | 933 | 1013 | 1016 | 2962 | 2962 |
| Handicap | | | 170 | 170 | 170 | | 510 |
| Total | | | 1103 | 1183 | 1186 | 2962 | 3472 |
| Team Points Won | | | 5.0 | 0.0 | 5.0 | 15.0 | 15.0 |
| Match Points Won | | | 3.0 | 2.0 | 3.0 | 11.0 | 11.0 |
| Total Points Won | | | 8.0 | 2.0 | 8.0 | 26.0 | 26.0 |

Lane 9 3 - Kirkland Siding Week 20 2/3/2025

| Name | Old Avg | Old HDCP | -1- | -2- | -3- | Total | HDCP Total |
|---------------------|---------|----------|------|------|------|-------|------------|
| Bill Kirkland | 158 | 57 | 163 | 170 | 134 | 467 | 638 |
| Conan R. Gifford | 153 | 62 | 172 | 173 | 177 | 522 | 708 |
| Larry L. Harrington | 159 | 56 | 194 | 110 | 140 | 444 | 612 |
| Bobby Turner Jr | 167 | 48 | 204 | 198 | 200 | 602 | 746 |
| Lane E. Riffey | 177 | 38 | 152 | 185 | 178 | 515 | 629 |
| | | | ==== | ==== | ==== | ==== | ==== |
| Scratch Total | | | 885 | 836 | 829 | 2550 | 2550 |
| Handicap | | | 261 | 261 | 261 | | 783 |
| Total | | | 1146 | 1097 | 1090 | 2550 | 3333 |
| Team Points Won | | | 0.0 | 5.0 | 0.0 | 5.0 | 5.0 |
| Match Points Won | | | 3.0 | 3.0 | 1.0 | 9.0 | 9.0 |
| Total Points Won | | | 3.0 | 8.0 | 1.0 | 14.0 | 14.0 |

Lane 10 2 - Kennedy Arborcare Week 20 2/3/2025

| Name | Old Avg | Old HDCP | -1- | -2- | -3- | Total | HDCP Total |
|--------------------|---------|----------|------|------|------|-------|------------|
| Andrew J. Kennedy | 141 | 74 | 144 | 161 | 164 | 469 | 691 |
| Mike McCollough | 159 | 56 | 197 | 149 | 184 | 530 | 698 |
| Brandon M. Conyers | 188 | 27 | 222 | 180 | 234 | 636 | 717 |
| Kevin L. Wise | 183 | 32 | 143 | 192 | 202 | 537 | 633 |
| Masato M. Sugita | 187 | 28 | 236 | 138 | 243 | 617 | 701 |
| | | | ==== | ==== | ==== | ==== | ==== |
| Scratch Total | | | 942 | 820 | 1027 | 2789 | 2789 |
| Handicap | | | 217 | 217 | 217 | | 651 |
| Total | | | 1159 | 1037 | 1244 | 2789 | 3440 |
| Team Points Won | | | 5.0 | 0.0 | 5.0 | 15.0 | 15.0 |
| Match Points Won | | | 2.0 | 2.0 | 4.0 | 11.0 | 11.0 |
| Total Points Won | | | 7.0 | 2.0 | 9.0 | 26.0 | 26.0 |

Lane 11 9 - AB Service & Repair Week 20 2/3/2025

| Name | Old Avg | Old HDCP | -1- | -2- | -3- | Total | HDCP Total |
|------------------|---------|----------|------|------|------|-------|------------|
| Mike Brown | 189 | 26 | 176 | 215 | 157 | 548 | 626 |
| Sean A. McBride | 143 | 72 | 148 | 86 | 147 | 381 | 597 |
| Cody D. Bristow | 169 | 46 | 144 | 131 | 217 | 492 | 630 |
| Kurt L. Schmidt | 193 | 22 | a178 | a178 | a178 | 534 | 600 |
| Dan Schmidt | 208 | 7 | 255 | 164 | 157 | 576 | 597 |
| | | | ==== | ==== | ==== | ==== | ==== |
| Scratch Total | | | 901 | 774 | 856 | 2531 | 2531 |
| Handicap | | | 173 | 173 | 173 | | 519 |
| Total | | | 1074 | 947 | 1029 | 2531 | 3050 |
| Team Points Won | | | 0.0 | 0.0 | 0.0 | 0.0 | 0.0 |
| Match Points Won | | | 3.0 | 1.0 | 2.0 | 7.0 | 7.0 |
| Total Points Won | | | 3.0 | 1.0 | 2.0 | 7.0 | 7.0 |

Lane 12 8 - West Week 20 2/3/2025

| Name | Old Avg | Old HDCP | -1- | -2- | -3- | Total | HDCP Total |
|-------------------|---------|----------|------|------|------|-------|------------|
| Bob Stevens | 156 | 59 | 233 | 159 | 200 | 592 | 769 |
| Johnny L. Nikkila | 173 | 42 | 160 | 172 | 189 | 521 | 647 |
| Ivan D. Stones | 167 | 48 | 155 | 209 | 148 | 512 | 656 |
| Gary D. Hatcher | 181 | 34 | 152 | 167 | 139 | 458 | 560 |
| Justin R. Swanek | 208 | 7 | 223 | 225 | 223 | 671 | 692 |
| | | | ==== | ==== | ==== | ==== | ==== |
| Scratch Total | | | 923 | 932 | 899 | 2754 | 2754 |
| Handicap | | | 190 | 190 | 190 | | 570 |
| Total | | | 1113 | 1122 | 1089 | 2754 | 3324 |
| Team Points Won | | | 5.0 | 5.0 | 5.0 | 20.0 | 20.0 |
| Match Points Won | | | 2.0 | 4.0 | 3.0 | 13.0 | 13.0 |
| Total Points Won | | | 7.0 | 9.0 | 8.0 | 33.0 | 33.0 |

Classic 2024-25

Lane 13 7 - Peerless Machine Week 20 2/3/2025

| Name | Old Avg | Old HDCP | -1- | -2- | -3- | Total | HDCP Total |
|------------------|---------|----------|------|------|------|-------|------------|
| Brooks D. Paul | 120 | 95 | 140 | 133 | 137 | 410 | 695 |
| John W. Paul | 117 | 98 | 129 | 123 | 142 | 394 | 688 |
| Alex J. Peden | 149 | 66 | 214 | 182 | 165 | 561 | 759 |
| Jake W. Peden | 163 | 52 | 148 | 143 | 146 | 437 | 593 |
| Cory D. Waddell | 200 | 15 | 182 | 286 | 228 | 696 | 741 |
| | | | ==== | ==== | ==== | ==== | ==== |
| Scratch Total | | | 813 | 867 | 818 | 2498 | 2498 |
| Handicap | | | 326 | 326 | 326 | | 978 |
| Total | | | 1139 | 1193 | 1144 | 2498 | 3476 |
| Team Points Won | | | 2.5 | 5.0 | 5.0 | 17.5 | 17.5 |
| Match Points Won | | | 2.0 | 2.0 | 2.0 | 10.0 | 10.0 |
| Total Points Won | | | 4.5 | 7.0 | 7.0 | 27.5 | 27.5 |

Lane 14 5 - Super Cool Unnamed Team Week 20 2/3/2025

| Name | Old Avg | Old HDCP | -1- | -2- | -3- | Total | HDCP Total |
|------------------|---------|----------|------|------|------|-------|------------|
| Tom Richmond | 196 | 19 | 193 | 164 | 244 | 601 | 658 |
| Jason D. Stubbs | 182 | 33 | 205 | 192 | 177 | 574 | 673 |
| Scott A. Bauer | 195 | 20 | 202 | 234 | 156 | 592 | 652 |
| Ryan E. Walton | 208 | 7 | 205 | 215 | 204 | 624 | 645 |
| Chuck M. Brisbin | 207 | 8 | 247 | 224 | 238 | 709 | 733 |
| | | | ==== | ==== | ==== | ==== | ==== |
| Scratch Total | | | 1052 | 1029 | 1019 | 3100 | 3100 |
| Handicap | | | 87 | 87 | 87 | | 261 |
| Total | | | 1139 | 1116 | 1106 | 3100 | 3361 |
| Team Points Won | | | 2.5 | 0.0 | 0.0 | 2.5 | 2.5 |
| Match Points Won | | | 3.0 | 3.0 | 3.0 | 10.0 | 10.0 |
| Total Points Won | | | 5.5 | 3.0 | 3.0 | 12.5 | 12.5 |

Classic 2024-25

Big Apple Fun Center

Note: This report includes information through February 3 which is Week 20 of 32

Match Points Won (This Week) -- Week 20

Lane 1 1 - Draw Team - West Week 20 2/3/2025

| Name | Last Wk Won | Last Wk Lost | HDCP -1- | HDCP -2- | HDCP -3- | HDCP Total |
|---------------|-------------|--------------|-------------|-------------|------------|------------|
| | | | 253 | 206 | 231 | 690 |
| | | | 248 | 221 | 221 | 690 |
| | | | 241 | 244 | 219 | 704 |
| | | | 195 | 207 | 236 | 638 |
| | | | 200 | 222 | 223 | 645 |
| ===== | | | | | | |
| Scratch Total | | | 831 | 794 | 824 | 2449 |
| Handicap | | | 306 | 306 | 306 | 918 |
| Total | | | 1137 | 1100 | 1130 | 3367 |

Lane 2 6 - Sorensen Group Week 20 2/3/2025

| Name | Last Wk Won | Last Wk Lost | HDCP -1- | HDCP -2- | HDCP -3- | HDCP Total |
|---------------------|-------------|--------------|------------|------------|------------|-------------|
| Doug Giles | 1.0 | 3.0 | 212 | 227 | 201 | 640 |
| Chris R. Lytle | 3.0 | 1.0 | 214 | 231 | 215 | 660 |
| Logan J. Albright | 4.0 | | 224 | 261 | 207 | 692 |
| Josh K. Krolikowski | 3.0 | 1.0 | 218 | 199 | 176 | 593 |
| Jeremy J. Dalland | | 4.0 | a201 | a201 | a201 | 603 |
| ===== | | | | | | |
| Scratch Total | | | 930 | 980 | 861 | 2771 |
| Handicap | | | 139 | 139 | 139 | 417 |
| Total | | | 1069 | 1119 | 1000 | 3188 |
| Team Points Won | | | 0.0 | 0.0 | 0.0 | 0.0 |
| Match Points Won | | | 3.0 | 3.0 | 2.0 | 11.0 |
| Total Points Won | | | 3.0 | 3.0 | 2.0 | 11.0 |

Lane 3 10 - Wii Bowling World Champs Week 20 2/3/2025

| Name | Last Wk Won | Last Wk Lost | HDCP -1- | HDCP -2- | HDCP -3- | HDCP Total |
|----------------------|-------------|--------------|-------------|-------------|------------|-------------|
| Anthony C. Eigenberg | 4.0 | | 203 | 293 | 235 | 731 |
| Jason S. Feddersen | | 4.0 | 213 | 191 | 189 | 593 |
| Jacob D. Roth | 3.0 | 1.0 | 207 | 232 | 270 | 709 |
| Matt W. Morrow | 1.0 | 3.0 | 200 | 206 | 231 | 637 |
| Javan D. Clement | 1.0 | 3.0 | 214 | 217 | 195 | 626 |
| ===== | | | | | | |
| Scratch Total | | | 822 | 924 | 905 | 2651 |
| Handicap | | | 215 | 215 | 215 | 645 |
| Total | | | 1037 | 1139 | 1120 | 3296 |
| Team Points Won | | | 5.0 | 5.0 | 0.0 | 15.0 |
| Match Points Won | | | 3.0 | 2.0 | 2.0 | 9.0 |
| Total Points Won | | | 8.0 | 7.0 | 2.0 | 24.0 |

Lane 4 12 - Common Cents Bookkeeping Week 20 2/3/2025

| Name | Last Wk Won | Last Wk Lost | HDCP -1- | HDCP -2- | HDCP -3- | HDCP Total |
|----------------------|-------------|--------------|------------|------------|-------------|-------------|
| Ethan M. Mizner | | 4.0 | 193 | 253 | 204 | 650 |
| Justin M. Hodges | 4.0 | | 254 | 198 | 225 | 677 |
| Shawn E. Mizner | 1.0 | 3.0 | 209 | 172 | 234 | 615 |
| Tyler L. Mizner | 3.0 | 1.0 | 172 | 208 | 264 | 644 |
| Michael G. Marcellus | 3.0 | 1.0 | 195 | 253 | 207 | 655 |
| ===== | | | | | | |
| Scratch Total | | | 830 | 891 | 941 | 2662 |
| Handicap | | | 193 | 193 | 193 | 579 |
| Total | | | 1023 | 1084 | 1134 | 3241 |
| Team Points Won | | | 0.0 | 0.0 | 5.0 | 5.0 |
| Match Points Won | | | 2.0 | 3.0 | 3.0 | 11.0 |
| Total Points Won | | | 2.0 | 3.0 | 8.0 | 16.0 |

Lane 5 4 - Little Mexico Restaurant Week 20 2/3/2025

| Name | Last Wk Won | Last Wk Lost | HDCP -1- | HDCP -2- | HDCP -3- | HDCP Total |
|---------------------|-------------|--------------|-------------|-------------|------------|------------|
| Nathan Banks | 3.0 | 1.0 | 253 | 206 | 231 | 690 |
| Quentin S. Holliday | 3.0 | 1.0 | 248 | 221 | 221 | 690 |
| Scott A. Asay | 1.0 | 3.0 | 241 | 244 | 219 | 704 |
| Trevor A. Roberts | 1.0 | 3.0 | 195 | 207 | 236 | 638 |
| Craig A. Schutt | | 4.0 | 200 | 222 | 223 | 645 |
| ===== | | | | | | |
| Scratch Total | | | 831 | 794 | 824 | 2449 |
| Handicap | | | 306 | 306 | 306 | 918 |
| Total | | | 1137 | 1100 | 1130 | 3367 |
| Team Points Won | | | 5.0 | 5.0 | 0.0 | 10.0 |
| Match Points Won | | | 3.0 | 2.0 | 1.0 | 8.0 |
| Total Points Won | | | 8.0 | 7.0 | 1.0 | 18.0 |

Lane 6 14 - Jack Lederman Co. Week 20 2/3/2025

| Name | Last Wk Won | Last Wk Lost | HDCP -1- | HDCP -2- | HDCP -3- | HDCP Total |
|-------------------|-------------|--------------|------------|------------|-------------|-------------|
| Ron J. Studnicka | 1.0 | 3.0 | 194 | 178 | 254 | 626 |
| Trevor D. Hibberd | 1.0 | 3.0 | 245 | 159 | 276 | 680 |
| Eric R. Zikmund | 3.0 | 1.0 | 226 | 259 | 279 | 764 |
| David D. Hibberd | 3.0 | 1.0 | 210 | 238 | 192 | 640 |
| Jarod D. Zikmund | 4.0 | | 219 | 234 | 286 | 739 |
| ===== | | | | | | |
| Scratch Total | | | 944 | 918 | 1137 | 2999 |
| Handicap | | | 150 | 150 | 150 | 450 |
| Total | | | 1094 | 1068 | 1287 | 3449 |
| Team Points Won | | | 0.0 | 0.0 | 5.0 | 10.0 |
| Match Points Won | | | 2.0 | 3.0 | 4.0 | 12.0 |
| Total Points Won | | | 2.0 | 3.0 | 9.0 | 22.0 |

Lane 7 13 - Auto Central Week 20 2/3/2025

| Name | Last Wk Won | Last Wk Lost | HDCP -1- | HDCP -2- | HDCP -3- | HDCP Total |
|--------------------|-------------|--------------|------------|-------------|------------|------------|
| Bob Cherry | | 4.0 | 228 | 218 | 203 | 649 |
| Mark A. Woodside | 1.0 | 3.0 | 177 | 250 | 225 | 652 |
| Chris L. Stapleton | 2.0 | 2.0 | 230 | 225 | 206 | 661 |
| Kevin L. Moriarty | 3.0 | 1.0 | 210 | 301 | 250 | 761 |
| John L. Krotz | 3.0 | 1.0 | 215 | 212 | 204 | 631 |
| ===== | | | | | | |
| Scratch Total | | | 777 | 923 | 805 | 2505 |
| Handicap | | | 283 | 283 | 283 | 849 |
| Total | | | 1060 | 1206 | 1088 | 3354 |
| Team Points Won | | | 0.0 | 5.0 | 0.0 | 5.0 |
| Match Points Won | | | 2.0 | 3.0 | 2.0 | 9.0 |

Lane 8 11 - Cornhusker Ag/Rising Ag Week 20 2/3/2025

| Name | Last Wk Won | Last Wk Lost | HDCP -1- | HDCP -2- | HDCP -3- | HDCP Total |
|--------------------|-------------|--------------|------------|-------------|-------------|-------------|
| Blake R. Bogus | 4.0 | | 263 | 221 | 245 | 729 |
| Danny Jeffryes | 3.0 | 1.0 | 237 | 225 | 245 | 707 |
| Hewitt P. Moyer | 2.0 | 2.0 | 199 | 224 | 273 | 696 |
| Carter R. Hollis | 1.0 | 3.0 | 212 | 268 | 230 | 710 |
| Jared J. Samuelson | 1.0 | 3.0 | 192 | 245 | 193 | 630 |
| ===== | | | | | | |
| Scratch Total | | | 933 | 1013 | 1016 | 2962 |
| Handicap | | | 170 | 170 | 170 | 510 |
| Total | | | 1103 | 1183 | 1186 | 3472 |
| Team Points Won | | | 5.0 | 0.0 | 5.0 | 15.0 |
| Match Points Won | | | 3.0 | 2.0 | 3.0 | 11.0 |

Note: This report includes information through February 3 which is Week 20 of 32

Lane 9 3 - Kirkland Siding Week 20 2/3/2025

| Name | Last Wk Won | Last Wk Lost | HDCP -1- | HDCP -2- | HDCP -3- | HDCP Total |
|---------------------|-------------|--------------|----------|----------|----------|------------|
| Bill Kirkland | 1.0 | 3.0 | 220 | 227 | 191 | 638 |
| Conan R. Gifford | 2.0 | 2.0 | 234 | 235 | 239 | 708 |
| Larry L. Harrington | 1.0 | 3.0 | 250 | 166 | 196 | 612 |
| Bobby Turner Jr | 4.0 | | 252 | 246 | 248 | 746 |
| Lane E. Riffey | 1.0 | 3.0 | 190 | 223 | 216 | 629 |
| ===== | | | | | | |
| Scratch Total | | | 885 | 836 | 829 | 2550 |
| Handicap | | | 261 | 261 | 261 | 783 |
| Total | | | 1146 | 1097 | 1090 | 3333 |
| Team Points Won | | | 0.0 | 5.0 | 0.0 | 5.0 |
| Match Points Won | | | 3.0 | 3.0 | 1.0 | 9.0 |
| Total Points Won | | | 3.0 | 8.0 | 1.0 | 14.0 |

Lane 10 2 - Kennedy Arborcare Week 20 2/3/2025

| Name | Last Wk Won | Last Wk Lost | HDCP -1- | HDCP -2- | HDCP -3- | HDCP Total |
|--------------------|-------------|--------------|----------|----------|----------|------------|
| Andrew J. Kennedy | 3.0 | 1.0 | 218 | 235 | 238 | 691 |
| Mike McCollough | 2.0 | 2.0 | 253 | 205 | 240 | 698 |
| Brandon M. Conyers | 3.0 | 1.0 | 249 | 207 | 261 | 717 |
| Kevin L. Wise | | 4.0 | 175 | 224 | 234 | 633 |
| Masato M. Sugita | 3.0 | 1.0 | 264 | 166 | 271 | 701 |
| ===== | | | | | | |
| Scratch Total | | | 942 | 820 | 1027 | 2789 |
| Handicap | | | 217 | 217 | 217 | 651 |
| Total | | | 1159 | 1037 | 1244 | 3440 |
| Team Points Won | | | 5.0 | 0.0 | 5.0 | 15.0 |
| Match Points Won | | | 2.0 | 2.0 | 4.0 | 11.0 |
| Total Points Won | | | 7.0 | 2.0 | 9.0 | 26.0 |

Lane 11 9 - AB Service & Repair Week 20 2/3/2025

| Name | Last Wk Won | Last Wk Lost | HDCP -1- | HDCP -2- | HDCP -3- | HDCP Total |
|------------------|-------------|--------------|----------|----------|----------|------------|
| Mike Brown | 1.0 | 3.0 | 202 | 241 | 183 | 626 |
| Sean A. McBride | 1.0 | 3.0 | 220 | 158 | 219 | 597 |
| Cody D. Bristow | 1.0 | 3.0 | 190 | 177 | 263 | 630 |
| Kurt L. Schmidt | 3.0 | 1.0 | a200 | a200 | a200 | 600 |
| Dan Schmidt | 1.0 | 3.0 | 262 | 171 | 164 | 597 |
| ===== | | | | | | |
| Scratch Total | | | 901 | 774 | 856 | 2531 |
| Handicap | | | 173 | 173 | 173 | 519 |
| Total | | | 1074 | 947 | 1029 | 3050 |
| Team Points Won | | | 0.0 | 0.0 | 0.0 | 0.0 |
| Match Points Won | | | 3.0 | 1.0 | 2.0 | 7.0 |
| Total Points Won | | | 3.0 | 1.0 | 2.0 | 7.0 |

Lane 12 8 - West Week 20 2/3/2025

| Name | Last Wk Won | Last Wk Lost | HDCP -1- | HDCP -2- | HDCP -3- | HDCP Total |
|-------------------|-------------|--------------|----------|----------|----------|------------|
| Bob Stevens | 3.0 | 1.0 | 292 | 218 | 259 | 769 |
| Johnny L. Nikkila | 3.0 | 1.0 | 202 | 214 | 231 | 647 |
| Ivan D. Stones | 3.0 | 1.0 | 203 | 257 | 196 | 656 |
| Gary D. Hatcher | 1.0 | 3.0 | 186 | 201 | 173 | 560 |
| Justin R. Swanek | 3.0 | 1.0 | 230 | 232 | 230 | 692 |
| ===== | | | | | | |
| Scratch Total | | | 923 | 932 | 899 | 2754 |
| Handicap | | | 190 | 190 | 190 | 570 |
| Total | | | 1113 | 1122 | 1089 | 3324 |
| Team Points Won | | | 5.0 | 5.0 | 5.0 | 20.0 |
| Match Points Won | | | 2.0 | 4.0 | 3.0 | 13.0 |
| Total Points Won | | | 7.0 | 9.0 | 8.0 | 33.0 |

Lane 13 7 - Peerless Machine Week 20 2/3/2025

| Name | Last Wk Won | Last Wk Lost | HDCP -1- | HDCP -2- | HDCP -3- | HDCP Total |
|------------------|-------------|--------------|----------|----------|----------|------------|
| Brooks D. Paul | 3.0 | 1.0 | 235 | 228 | 232 | 695 |
| John W. Paul | 2.0 | 2.0 | 227 | 221 | 240 | 688 |
| Alex J. Peden | 3.0 | 1.0 | 280 | 248 | 231 | 759 |
| Jake W. Peden | | 4.0 | 200 | 195 | 198 | 593 |
| Cory D. Waddell | 2.0 | 2.0 | 197 | 301 | 243 | 741 |
| ===== | | | | | | |
| Scratch Total | | | 813 | 867 | 818 | 2498 |
| Handicap | | | 326 | 326 | 326 | 978 |
| Total | | | 1139 | 1193 | 1144 | 3476 |
| Team Points Won | | | 2.5 | 5.0 | 5.0 | 17.5 |
| Match Points Won | | | 2.0 | 2.0 | 2.0 | 10.0 |
| Total Points Won | | | 4.5 | 7.0 | 7.0 | 27.5 |

Lane 14 5 - Super Cool Unnamed Team Week 20 2/3/2025

| Name | Last Wk Won | Last Wk Lost | HDCP -1- | HDCP -2- | HDCP -3- | HDCP Total |
|------------------|-------------|--------------|----------|----------|----------|------------|
| Tom Richmond | 1.0 | 3.0 | 212 | 183 | 263 | 658 |
| Jason D. Stubbs | 2.0 | 2.0 | 238 | 225 | 210 | 673 |
| Scott A. Bauer | 1.0 | 3.0 | 222 | 254 | 176 | 652 |
| Ryan E. Walton | 4.0 | | 212 | 222 | 211 | 645 |
| Chuck M. Brisbin | 2.0 | 2.0 | 255 | 232 | 246 | 733 |
| ===== | | | | | | |
| Scratch Total | | | 1052 | 1029 | 1019 | 3100 |
| Handicap | | | 87 | 87 | 87 | 261 |
| Total | | | 1139 | 1116 | 1106 | 3361 |
| Team Points Won | | | 2.5 | 0.0 | 0.0 | 2.5 |
| Match Points Won | | | 3.0 | 3.0 | 3.0 | 10.0 |
| Total Points Won | | | 5.5 | 3.0 | 3.0 | 12.5 |

Classic 2024-25

Big Apple Fun Center

* Bowlers listed must have a minimum of 1 games.

Match Points Won (Total for Year)

| Name | Points | Points | %Won | Avg | Gms | Name | Points | Points | %Won | Avg | Gms |
|----------------------|--------|--------|--------|-----|-----|--------------------|--------|--------|---------|-------|-----|
| | Won | Lost | | | | | Won | Lost | | | |
| Bob Cherry | 51.0 | 29.0 | 63.75% | 115 | 60 | Doug Samuelson | 29.0 | 27.0 | 51.79% | 138 | 42 |
| Brandon M. Conyers | 48.5 | 27.5 | 63.82% | 189 | 54 | Danny Jeffryes | 29.0 | 27.0 | 51.79% | 173 | 42 |
| Alex J. Peden | 48.0 | 32.0 | 60.00% | 150 | 60 | Blake R. Bogus | 27.5 | 20.5 | 57.29% | 138 | 36 |
| Johnny L. Nikkila | 45.5 | 30.5 | 59.87% | 173 | 57 | Gary D. Hatcher | 27.0 | 41.0 | 39.71% | 179 | 51 |
| Anthony C. Eigenberg | 45.5 | 34.5 | 56.88% | 201 | 60 | Cruz A. Evans | 27.0 | 37.0 | 42.19% | 168 | 48 |
| Cory D. Waddell | 45.5 | 22.5 | 66.91% | 202 | 51 | David D. Hibberd | 27.0 | 41.0 | 39.71% | 188 | 51 |
| Ryan E. Walton | 45.0 | 23.0 | 66.18% | 208 | 51 | Hewitt P. Moyer | 26.0 | 26.0 | 50.00% | 178 | 39 |
| Lane E. Riffey | 44.5 | 35.5 | 55.63% | 176 | 60 | Shawn E. Mizner | 25.0 | 39.0 | 39.06% | 176 | 48 |
| Scott A. Bauer | 44.0 | 28.0 | 61.11% | 195 | 54 | Chris L. Stapleton | 25.0 | 55.0 | 31.25% | 162 | 60 |
| Javan D. Clement | 44.0 | 28.0 | 61.11% | 171 | 54 | Mark A. Woodside | 25.0 | 35.0 | 41.67% | 143 | 42 |
| Justin M. Hodges | 43.5 | 36.5 | 54.38% | 173 | 60 | Logan J. Albright | 24.5 | 31.5 | 43.75% | 182 | 42 |
| Jake W. Peden | 43.0 | 29.0 | 59.72% | 162 | 54 | Trevor A. Roberts | 24.0 | 28.0 | 46.15% | 159 | 38 |
| Masato M. Sugita | 43.0 | 37.0 | 53.75% | 188 | 60 | Mike McCollough | 23.0 | 29.0 | 44.23% | 160 | 36 |
| Sean A. McBride | 42.5 | 37.5 | 53.13% | 142 | 60 | Chris R. Lytle | 22.5 | 33.5 | 40.18% | 166 | 42 |
| Jason D. Stubbs | 41.0 | 31.0 | 56.94% | 182 | 54 | Dan Schmidt | 22.5 | 33.5 | 40.18% | 207 | 36 |
| Mike Brown | 41.0 | 35.0 | 53.95% | 189 | 54 | Nathan Banks | 22.0 | 26.0 | 45.83% | 172 | 33 |
| Chuck M. Brisbin | 40.5 | 35.5 | 53.29% | 208 | 57 | Nolan P. Parr | 19.5 | 20.5 | 48.75% | 128 | 30 |
| Larry L. Harrington | 40.0 | 36.0 | 52.63% | 158 | 54 | Scott A. Asay | 18.0 | 22.0 | 45.00% | 142 | 27 |
| Michael G. Marcellus | 40.0 | 40.0 | 50.00% | 196 | 60 | Brad M. Olson | 18.0 | 14.0 | 56.25% | 203 | 24 |
| Cody D. Bristow | 40.0 | 32.0 | 55.56% | 169 | 54 | Scott A. Feddersen | 17.0 | 11.0 | 60.71% | 161 | 21 |
| Jason S. Feddersen | 39.0 | 33.0 | 54.17% | 222 | 54 | Matthew J. Doerr | 16.5 | 27.5 | 37.50% | 129 | 33 |
| Brooks D. Paul | 38.5 | 41.5 | 48.13% | 121 | 60 | Eric R. Zikmund | 15.0 | 21.0 | 41.67% | 197 | 27 |
| Tyler L. Mizner | 38.0 | 26.0 | 59.38% | 186 | 48 | Jerry Schmitz | 12.0 | 8.0 | 60.00% | 184 | 15 |
| Bobby Turner Jr | 38.0 | 30.0 | 55.88% | 169 | 51 | Matt W. Morrow | 12.0 | 12.0 | 50.00% | 175 | 18 |
| Bill Kirkland | 38.0 | 38.0 | 50.00% | 158 | 57 | Gordon E. Thiessen | 11.5 | 4.5 | 71.88% | 231 | 12 |
| Ron J. Studnicka | 37.0 | 39.0 | 48.68% | 160 | 57 | Doug Houtz | 11.0 | 9.0 | 55.00% | 167 | 15 |
| Quentin S. Holliday | 37.0 | 43.0 | 46.25% | 140 | 60 | Ethan M. Mizner | 10.5 | 25.5 | 29.17% | 151 | 27 |
| John W. Paul | 37.0 | 39.0 | 48.68% | 117 | 57 | Brent E. Hollis | 9.0 | 7.0 | 56.25% | 155 | 12 |
| Kevin L. Moriarty | 37.0 | 43.0 | 46.25% | 181 | 60 | John L. Krotz | 8.0 | 8.0 | 50.00% | 192 | 12 |
| Austin M. Longmore | 36.5 | 31.5 | 53.68% | 195 | 51 | Tim Adkins | 7.0 | 5.0 | 58.33% | 194 | 9 |
| Conan R. Gifford | 36.0 | 32.0 | 52.94% | 155 | 47 | Greg A. Pettit | 6.0 | 14.0 | 30.00% | 207 | 14 |
| Bob Stevens | 35.5 | 44.5 | 44.38% | 158 | 60 | Todd M. Mathews | 6.0 | 2.0 | 75.00% | bk205 | 6 |
| Trevor D. Hibberd | 35.5 | 36.5 | 49.31% | 175 | 54 | Chris P. Drew | 5.5 | 2.5 | 68.75% | 129 | 6 |
| Jarod D. Zikmund | 34.5 | 37.5 | 47.92% | 211 | 54 | Jacob M. Rodriguez | 5.0 | 7.0 | 41.67% | 102 | 9 |
| Josh K. Krolkowski | 34.0 | 34.0 | 50.00% | 196 | 51 | Richard M. Serr | 4.0 | 4.0 | 50.00% | bk161 | 6 |
| Ivan D. Stones | 33.0 | 43.0 | 43.42% | 168 | 57 | Tom McLeod | 4.0 | 12.0 | 25.00% | 176 | 12 |
| Bob J. Hunt | 33.0 | 35.0 | 48.53% | 142 | 48 | Eric R. Bedke | 4.0 | | 100.00% | 206 | 3 |
| Jeff A. Fruhling | 33.0 | 35.0 | 48.53% | 189 | 51 | Tom Soderholm | 4.0 | 4.0 | 50.00% | bk188 | 6 |
| Kurt L. Schmidt | 33.0 | 35.0 | 48.53% | 193 | 48 | Bob G. Vogt | 3.0 | 1.0 | 75.00% | bk164 | 3 |
| Jared J. Samuelson | 33.0 | 43.0 | 43.42% | 215 | 57 | Chris C. Hunt | 3.0 | 5.0 | 37.50% | 171 | 6 |
| Brandon J. Clement | 32.5 | 31.5 | 50.78% | 144 | 48 | Carson M. Hemmer | 3.0 | 5.0 | 37.50% | 137 | 6 |
| Doug Giles | 32.0 | 44.0 | 42.11% | 177 | 57 | Dave Jamrog | 3.0 | 1.0 | 75.00% | bk148 | 3 |
| Jeremy J. Dalland | 32.0 | 32.0 | 50.00% | 216 | 45 | Keith A. Albright | 2.0 | 2.0 | 50.00% | 205 | 3 |
| Jacob D. Roth | 32.0 | 20.0 | 61.54% | 100 | 39 | Mark A. Yonkers | 2.0 | 6.0 | 25.00% | bk201 | 6 |
| Leroy H. Hoss | 32.0 | 36.0 | 47.06% | 149 | 51 | Devon L. Smith | 1.5 | 6.5 | 18.75% | bk184 | 6 |
| Carter R. Hollis | 31.5 | 44.5 | 41.45% | 207 | 57 | Brandon Brinegar | 1.0 | 3.0 | 25.00% | bk128 | 3 |
| Justin R. Swanek | 31.0 | 33.0 | 48.44% | 209 | 48 | Larry K. Giddings | 1.0 | 7.0 | 12.50% | bk181 | 6 |
| Kevin L. Wise | 31.0 | 45.0 | 40.79% | 183 | 57 | Jerred J. Johnson | 1.0 | 3.0 | 25.00% | bk205 | 3 |
| Tom Richmond | 31.0 | 45.0 | 40.79% | 197 | 57 | Ben L. Howard | 1.0 | 7.0 | 12.50% | bk180 | 6 |
| Andrew J. Kennedy | 30.0 | 34.0 | 46.88% | 142 | 45 | Nate Grabenstein | | 4.0 | 0.00% | 110 | 3 |
| Craig A. Schutt | 30.0 | 42.0 | 41.67% | 162 | 54 | Micah J. Hadley | | 4.0 | 0.00% | 183 | 3 |

Classic 2024-25

Big Apple Fun Center

* Bowlers listed must have a minimum of 1 games.

Change in Average

| Name | -----Old----- | | Old | | | | | ---Average Change--- | | | Weekly Over Avg |
|----------------------|---------------|-------|-------|------------|------------|------------|-------|----------------------|----------|----------|-----------------|
| | Pins | Games | Avg | -1- | -2- | -3- | Total | New | Old | ---> +/- | Series Avg +/- |
| Tim Adkins | 1748 | 9 | 194 | | | | 0 | 194.22 | - 194.22 | = 0.00 | |
| Keith A. Albright | 615 | 3 | 205 | | | | 0 | 205.00 | - 205.00 | = 0.00 | |
| Logan J. Albright | 7059 | 39 | 181 | 190 | 227 | 173 | 590 | 182.12 | - 181.00 | = 1.12 | 590 - 543=47 |
| Scott A. Asay | 3359 | 24 | 139 | 165 | 168 | 143 | 476 | 142.04 | - 139.96 | = 2.08 | 476 - 417=59 |
| Nathan Banks | 5128 | 30 | 170 | 208 | 161 | 186 | 555 | 172.21 | - 170.93 | = 1.28 | 555 - 510=45 |
| Scott A. Bauer | 9951 | 51 | 195 | 202 | 234 | 156 | 592 | 195.24 | - 195.12 | = 0.12 | 592 - 585=7 |
| Eric R. Bedke | 618 | 3 | 206 | | | | 0 | 206.00 | - 206.00 | = 0.00 | |
| Blake R. Bogus | 4502 | 33 | 136 | 184 | 142 | 166 | 492 | 138.72 | - 136.42 | = 2.30 | 492 - 408=84 |
| Brandon Brinegar | 383 | 3 | bk128 | | | | 0 | 127.67 | - 127.67 | = 0.00 | |
| Chuck M. Brisbin | 11181 | 54 | 207 | 247 | 224 | 238 | 709 | 208.60 | - 207.06 | = 1.54 | 709 - 621=88 |
| Cody D. Bristow | 8634 | 51 | 169 | 144 | 131 | 217 | 492 | 169.00 | - 169.29 | = -0.29 | 492 - 507=-15 |
| Mike Brown | 9678 | 51 | 189 | 176 | 215 | 157 | 548 | 189.37 | - 189.76 | = -0.39 | 548 - 567=-19 |
| Bob Cherry | 6564 | 57 | 115 | 128 | 118 | 103 | 349 | 115.22 | - 115.16 | = 0.06 | 349 - 345=4 |
| Brandon J. Clement | 6912 | 48 | 144 | | | | 0 | 144.00 | - 144.00 | = 0.00 | |
| Javan D. Clement | 8768 | 51 | 171 | 170 | 173 | 151 | 494 | 171.52 | - 171.92 | = -0.40 | 494 - 513=-19 |
| Brandon M. Conyers | 9588 | 51 | 188 | 222 | 180 | 234 | 636 | 189.33 | - 188.00 | = 1.33 | 636 - 564=72 |
| Jeremy J. Dalland | 9740 | 45 | 216 | a201 | a201 | a201 | 603 | 216.44 | - 216.44 | = 0.00 | |
| Matthew J. Doerr | 4287 | 33 | 129 | | | | 0 | 129.91 | - 129.91 | = 0.00 | |
| Chris P. Drew | 779 | 6 | 129 | | | | 0 | 129.83 | - 129.83 | = 0.00 | |
| Anthony C. Eigenberg | 11423 | 57 | 200 | 188 | 278 | 220 | 686 | 201.82 | - 200.40 | = 1.41 | 686 - 600=86 |
| Cruz A. Evans | 8108 | 48 | 168 | | | | 0 | 168.92 | - 168.92 | = 0.00 | |
| Jason S. Feddersen | 11439 | 51 | 224 | 213 | 191 | 189 | 593 | 222.81 | - 224.29 | = -1.48 | 593 - 672=-79 |
| Scott A. Feddersen | 3382 | 21 | 161 | | | | 0 | 161.05 | - 161.05 | = 0.00 | |
| Jeff A. Fruhling | 9662 | 51 | 189 | | | | 0 | 189.45 | - 189.45 | = 0.00 | |
| Larry K. Giddings | 999 | 6 | bk181 | | | | 0 | 166.50 | - 166.50 | = 0.00 | |
| Conan R. Gifford | 6775 | 44 | 153 | 172 | 173 | 177 | 522 | 155.26 | - 153.98 | = 1.28 | 522 - 459=63 |
| Doug Giles | 9599 | 54 | 177 | 174 | 189 | 163 | 526 | 177.63 | - 177.76 | = -0.13 | 526 - 531=-5 |
| Nate Grabenstein | 332 | 3 | 110 | | | | 0 | 110.67 | - 110.67 | = 0.00 | |
| Micah J. Hadley | 550 | 3 | 183 | | | | 0 | 183.33 | - 183.33 | = 0.00 | |
| Larry L. Harrington | 8138 | 51 | 159 | 194 | 110 | 140 | 444 | 158.93 | - 159.57 | = -0.64 | 444 - 477=-33 |
| Gary D. Hatcher | 8693 | 48 | 181 | 152 | 167 | 139 | 458 | 179.43 | - 181.10 | = -1.67 | 458 - 543=-85 |
| Carson M. Hemmer | 824 | 6 | 137 | | | | 0 | 137.33 | - 137.33 | = 0.00 | |
| David D. Hibberd | 9054 | 48 | 188 | 183 | 211 | 165 | 559 | 188.49 | - 188.63 | = -0.13 | 559 - 564=-5 |
| Trevor D. Hibberd | 8940 | 51 | 175 | 205 | 119 | 236 | 560 | 175.93 | - 175.29 | = 0.63 | 560 - 525=35 |
| Justin M. Hodges | 9851 | 57 | 172 | 211 | 155 | 182 | 548 | 173.32 | - 172.82 | = 0.49 | 548 - 516=32 |
| Quentin S. Holliday | 7967 | 57 | 139 | 172 | 145 | 145 | 462 | 140.48 | - 139.77 | = 0.71 | 462 - 417=45 |
| Brent E. Hollis | 1863 | 12 | 155 | | | | 0 | 155.25 | - 155.25 | = 0.00 | |

Classic 2024-25

| Name | -----Old----- | | Old | | | | | | ---Average Change--- | | | Weekly Over Avg |
|----------------------|---------------|-------|-------|------------|------------|------------|-------|--------|----------------------|-----------|----------------|-----------------|
| | Pins | Games | Avg | -1- | -2- | -3- | Total | New | Old | ----> +/- | Series Avg +/- | |
| Carter R. Hollis | 11119 | 54 | 205 | 202 | 258 | 220 | 680 | 207.00 | - 205.91 | = 1.09 | 680 - 615=65 | |
| Leroy H. Hoss | 7649 | 51 | 149 | | | | 0 | 149.98 | - 149.98 | = 0.00 | | |
| Doug Houtz | 2517 | 15 | 167 | | | | 0 | 167.80 | - 167.80 | = 0.00 | | |
| Ben L. Howard | 1061 | 6 | bk180 | | | | 0 | 176.83 | - 176.83 | = 0.00 | | |
| Bob J. Hunt | 6824 | 48 | 142 | | | | 0 | 142.17 | - 142.17 | = 0.00 | | |
| Chris C. Hunt | 1028 | 6 | 171 | | | | 0 | 171.33 | - 171.33 | = 0.00 | | |
| Dave Jamrog | 494 | 3 | bk148 | | | | 0 | 164.67 | - 164.67 | = 0.00 | | |
| Danny Jeffryes | 6711 | 39 | 172 | 194 | 182 | 202 | 578 | 173.55 | - 172.08 | = 1.47 | 578 - 516=62 | |
| Jerred J. Johnson | 631 | 3 | bk205 | | | | 0 | 210.33 | - 210.33 | = 0.00 | | |
| Andrew J. Kennedy | 5944 | 42 | 141 | 144 | 161 | 164 | 469 | 142.51 | - 141.52 | = 0.99 | 469 - 423=46 | |
| Bill Kirkland | 8542 | 54 | 158 | 163 | 170 | 134 | 467 | 158.05 | - 158.19 | = -0.13 | 467 - 474=-7 | |
| Josh K. Krolikowski | 9490 | 48 | 197 | 200 | 181 | 158 | 539 | 196.65 | - 197.71 | = -1.06 | 539 - 591=-52 | |
| John L. Krotz | 1744 | 9 | bk193 | 193 | 190 | 182 | 565 | 192.42 | - 193.78 | = -1.36 | 565 - 579=-14 | |
| Austin M. Longmore | 9974 | 51 | 195 | | | | 0 | 195.57 | - 195.57 | = 0.00 | | |
| Chris R. Lytle | 6494 | 39 | 166 | 165 | 182 | 166 | 513 | 166.83 | - 166.51 | = 0.32 | 513 - 498=15 | |
| Michael G. Marcellus | 11185 | 57 | 196 | 176 | 234 | 188 | 598 | 196.38 | - 196.23 | = 0.16 | 598 - 588=10 | |
| Todd M. Mathews | 1284 | 6 | bk205 | | | | 0 | 214.00 | - 214.00 | = 0.00 | | |
| Sean A. McBride | 8174 | 57 | 143 | 148 | 86 | 147 | 381 | 142.58 | - 143.40 | = -0.82 | 381 - 429=-48 | |
| Mike McCollough | 5261 | 33 | 159 | 197 | 149 | 184 | 530 | 160.86 | - 159.42 | = 1.44 | 530 - 477=53 | |
| Tom McLeod | 2120 | 12 | 176 | | | | 0 | 176.67 | - 176.67 | = 0.00 | | |
| Ethan M. Mizner | 3638 | 24 | 151 | 129 | 189 | 140 | 458 | 151.70 | - 151.58 | = 0.12 | 458 - 453=5 | |
| Shawn E. Mizner | 7992 | 45 | 177 | 171 | 134 | 196 | 501 | 176.94 | - 177.60 | = -0.66 | 501 - 531=-30 | |
| Tyler L. Mizner | 8371 | 45 | 186 | 143 | 179 | 235 | 557 | 186.00 | - 186.02 | = -0.02 | 557 - 558=-1 | |
| Kevin L. Moriarty | 10255 | 57 | 179 | 174 | 265 | 214 | 653 | 181.80 | - 179.91 | = 1.89 | 653 - 537=116 | |
| Matt W. Morrow | 2647 | 15 | bk176 | 161 | 167 | 192 | 520 | 175.94 | - 176.47 | = -0.52 | 520 - 528=-8 | |
| Hewitt P. Moyer | 6376 | 36 | 177 | 161 | 186 | 235 | 582 | 178.41 | - 177.11 | = 1.30 | 582 - 531=51 | |
| Johnny L. Nikkila | 9351 | 54 | 173 | 160 | 172 | 189 | 521 | 173.19 | - 173.17 | = 0.03 | 521 - 519=2 | |
| Brad M. Olson | 4884 | 24 | 203 | | | | 0 | 203.50 | - 203.50 | = 0.00 | | |
| Nolan P. Parr | 3858 | 30 | 128 | | | | 0 | 128.60 | - 128.60 | = 0.00 | | |
| Brooks D. Paul | 6893 | 57 | 120 | 140 | 133 | 137 | 410 | 121.72 | - 120.93 | = 0.79 | 410 - 360=50 | |
| John W. Paul | 6318 | 54 | 117 | 129 | 123 | 142 | 394 | 117.75 | - 117.00 | = 0.75 | 394 - 351=43 | |
| Alex J. Peden | 8496 | 57 | 149 | 214 | 182 | 165 | 561 | 150.95 | - 149.05 | = 1.90 | 561 - 447=114 | |
| Jake W. Peden | 8326 | 51 | 163 | 148 | 143 | 146 | 437 | 162.28 | - 163.25 | = -0.98 | 437 - 489=-52 | |
| Greg A. Pettit | 2906 | 14 | 207 | | | | 0 | 207.57 | - 207.57 | = 0.00 | | |
| Tom Richmond | 10630 | 54 | 196 | 193 | 164 | 244 | 601 | 197.04 | - 196.85 | = 0.18 | 601 - 588=13 | |
| Lane E. Riffey | 10094 | 57 | 177 | 152 | 185 | 178 | 515 | 176.82 | - 177.09 | = -0.27 | 515 - 531=-16 | |
| Trevor A. Roberts | 5594 | 35 | 159 | 139 | 151 | 180 | 470 | 159.58 | - 159.83 | = -0.25 | 470 - 477=-7 | |
| Jacob M. Rodriguez | 924 | 9 | 102 | | | | 0 | 102.67 | - 102.67 | = 0.00 | | |
| Jacob D. Roth | 3563 | 36 | 98 | 90 | 115 | 153 | 358 | 100.54 | - 98.97 | = 1.57 | 358 - 294=64 | |
| Doug Samuelson | 5824 | 42 | 138 | | | | 0 | 138.67 | - 138.67 | = 0.00 | | |
| Jared J. Samuelson | 11642 | 54 | 215 | 192 | 245 | 193 | 630 | 215.30 | - 215.59 | = -0.29 | 630 - 645=-15 | |

Classic 2024-25

| Name | -----Old----- | | Old | | | | | ---Average Change--- | | | Weekly Over Avg |
|--------------------|---------------|-------|-------|-------------|------------|-------------|-------|----------------------|----------|----------------|-----------------|
| | Pins | Games | Avg | -1- | -2- | -3- | Total | New - Old | ---> +/- | Series Avg +/- | |
| Dan Schmidt | 6876 | 33 | 208 | 255 | 164 | 157 | 576 | 207.00 - 208.36 | = | -1.36 | 576 - 624=-48 |
| Kurt L. Schmidt | 9303 | 48 | 193 | a178 | a178 | a178 | 534 | 193.81 - 193.81 | = | 0.00 | |
| Jerry Schmitz | 2771 | 15 | 184 | | | | 0 | 184.73 - 184.73 | = | 0.00 | |
| Craig A. Schutt | 8277 | 51 | 162 | 147 | 169 | 170 | 486 | 162.28 - 162.29 | = | -0.02 | 486 - 486=0 |
| Richard M. Serr | 1013 | 6 | bk161 | | | | 0 | 168.83 - 168.83 | = | 0.00 | |
| Devon L. Smith | 1111 | 6 | bk184 | | | | 0 | 185.17 - 185.17 | = | 0.00 | |
| Tom Soderholm | 1147 | 6 | bk188 | | | | 0 | 191.17 - 191.17 | = | 0.00 | |
| Chris L. Stapleton | 9266 | 57 | 162 | 177 | 172 | 153 | 502 | 162.80 - 162.56 | = | 0.24 | 502 - 486=16 |
| Bob Stevens | 8932 | 57 | 156 | 233 | 159 | 200 | 592 | 158.73 - 156.70 | = | 2.03 | 592 - 468=124 |
| Ivan D. Stones | 9067 | 54 | 167 | 155 | 209 | 148 | 512 | 168.05 - 167.91 | = | 0.15 | 512 - 501=11 |
| Jason D. Stubbs | 9297 | 51 | 182 | 205 | 192 | 177 | 574 | 182.80 - 182.29 | = | 0.50 | 574 - 546=28 |
| Ron J. Studnicka | 8692 | 54 | 160 | 139 | 123 | 199 | 461 | 160.58 - 160.96 | = | -0.38 | 461 - 480=-19 |
| Masato M. Sugita | 10680 | 57 | 187 | 236 | 138 | 243 | 617 | 188.28 - 187.37 | = | 0.91 | 617 - 561=56 |
| Justin R. Swanek | 9361 | 45 | 208 | 223 | 225 | 223 | 671 | 209.00 - 208.02 | = | 0.98 | 671 - 624=47 |
| Gordon E. Thiessen | 2776 | 12 | 231 | | | | 0 | 231.33 - 231.33 | = | 0.00 | |
| Bobby Turner Jr | 8054 | 48 | 167 | 204 | 198 | 200 | 602 | 169.73 - 167.79 | = | 1.93 | 602 - 501=101 |
| Bob G. Vogt | 552 | 3 | bk164 | | | | 0 | 184.00 - 184.00 | = | 0.00 | |
| Cory D. Waddell | 9607 | 48 | 200 | 182 | 286 | 228 | 696 | 202.02 - 200.15 | = | 1.87 | 696 - 600=96 |
| Ryan E. Walton | 9987 | 48 | 208 | 205 | 215 | 204 | 624 | 208.06 - 208.06 | = | 0.00 | 624 - 624=0 |
| Kevin L. Wise | 9924 | 54 | 183 | 143 | 192 | 202 | 537 | 183.53 - 183.78 | = | -0.25 | 537 - 549=-12 |
| Mark A. Woodside | 5586 | 39 | 143 | 105 | 178 | 153 | 436 | 143.38 - 143.23 | = | 0.15 | 436 - 429=7 |
| Mark A. Yonkers | 1106 | 6 | bk201 | | | | 0 | 184.33 - 184.33 | = | 0.00 | |
| Eric R. Zikmund | 4641 | 24 | 193 | 204 | 237 | 257 | 698 | 197.74 - 193.38 | = | 4.37 | 698 - 579=119 |
| Jarod D. Zikmund | 10673 | 51 | 209 | 213 | 228 | 280 | 721 | 211.00 - 209.27 | = | 1.73 | 721 - 627=94 |

Classic 2024-25

Big Apple Fun Center

* Bowlers listed must have a minimum of 1 games.

High Average Listing

| | <u>Name</u> | <u>True Average</u> | <u>Pins</u> | <u>Gms</u> | <u>To Raise Avg +1</u> | <u>To Drop Avg -1</u> |
|----|----------------------|---------------------|-------------|------------|------------------------|-----------------------|
| 1 | Gordon E. Thiessen | 231.33 | 2776 | 12 | 704 | 688 |
| 2 | Jason S. Feddersen | 222.81 | 12032 | 54 | 679 | 621 |
| 3 | Jeremy J. Dalland | 216.44 | 9740 | 45 | 676 | 627 |
| 4 | Jared J. Samuelson | 215.30 | 12272 | 57 | 688 | 627 |
| 5 | Todd M. Mathews | 214.00 | 1284 | 6 | 651 | 641 |
| 6 | Jarod D. Zikmund | 211.00 | 11394 | 54 | 690 | 632 |
| 7 | Jerred J. Johnson | 210.33 | 631 | 3 | 635 | 628 |
| 8 | Justin R. Swanek | 209.00 | 10032 | 48 | 678 | 626 |
| 9 | Chuck M. Brisbin | 208.60 | 11890 | 57 | 650 | 589 |
| 10 | Ryan E. Walton | 208.06 | 10611 | 51 | 675 | 620 |
| 11 | Greg A. Pettit | 207.57 | 2906 | 14 | 630 | 612 |
| 12 | Carter R. Hollis | 207.00 | 11799 | 57 | 681 | 620 |
| 13 | Dan Schmidt | 207.00 | 7452 | 36 | 660 | 620 |
| 14 | Eric R. Bedke | 206.00 | 618 | 3 | 624 | 617 |
| 15 | Keith A. Albright | 205.00 | 615 | 3 | 621 | 614 |
| 16 | Brad M. Olson | 203.50 | 4884 | 24 | 624 | 596 |
| 17 | Cory D. Waddell | 202.02 | 10303 | 51 | 659 | 604 |
| 18 | Anthony C. Eigenberg | 201.82 | 12109 | 60 | 617 | 553 |
| 19 | Eric R. Zikmund | 197.74 | 5339 | 27 | 601 | 570 |
| 20 | Tom Richmond | 197.04 | 11231 | 57 | 649 | 588 |
| 21 | Josh K. Krolkowski | 196.65 | 10029 | 51 | 609 | 554 |
| 22 | Michael G. Marcellus | 196.38 | 11783 | 60 | 628 | 564 |
| 23 | Austin M. Longmore | 195.57 | 9974 | 51 | 610 | 555 |
| 24 | Scott A. Bauer | 195.24 | 10543 | 54 | 629 | 571 |
| 25 | Tim Adkins | 194.22 | 1748 | 9 | 592 | 579 |
| 26 | Kurt L. Schmidt | 193.81 | 9303 | 48 | 591 | 539 |
| 27 | John L. Krotz | 192.42 | 2309 | 12 | 586 | 570 |
| 28 | Tom Soderholm | 191.17 | 1147 | 6 | 581 | 571 |
| 29 | Jeff A. Fruhling | 189.45 | 9662 | 51 | 598 | 543 |
| 30 | Mike Brown | 189.37 | 10226 | 54 | 604 | 546 |
| 31 | Brandon M. Conyers | 189.33 | 10224 | 54 | 606 | 548 |
| 32 | David D. Hibberd | 188.49 | 9613 | 51 | 593 | 538 |
| 33 | Masato M. Sugita | 188.28 | 11297 | 60 | 610 | 546 |
| 34 | Tyler L. Mizner | 186.00 | 8928 | 48 | 609 | 557 |
| 35 | Devon L. Smith | 185.17 | 1111 | 6 | 563 | 553 |
| 36 | Jerry Schmitz | 184.73 | 2771 | 15 | 559 | 540 |
| 37 | Mark A. Yonkers | 184.33 | 1106 | 6 | 559 | 549 |
| 38 | Bob G. Vogt | 184.00 | 552 | 3 | 558 | 551 |
| 39 | Kevin L. Wise | 183.53 | 10461 | 57 | 579 | 518 |
| 40 | Micah J. Hadley | 183.33 | 550 | 3 | 554 | 547 |
| 41 | Jason D. Stubbs | 182.80 | 9871 | 54 | 560 | 502 |
| 42 | Logan J. Albright | 182.12 | 7649 | 42 | 586 | 540 |
| 43 | Kevin L. Moriarty | 181.80 | 10908 | 60 | 558 | 494 |
| 44 | Gary D. Hatcher | 179.43 | 9151 | 51 | 569 | 514 |
| 45 | Hewitt P. Moyer | 178.41 | 6958 | 39 | 560 | 517 |
| 46 | Doug Giles | 177.63 | 10125 | 57 | 555 | 494 |
| 47 | Shawn E. Mizner | 176.94 | 8493 | 48 | 534 | 482 |
| 48 | Ben L. Howard | 176.83 | 1061 | 6 | 532 | 522 |

Classic 2024-25

| | <u>Name</u> | <u>True Average</u> | <u>Pins</u> | <u>Gms</u> | <u>To Raise Avg +1</u> | <u>To Drop Avg -1</u> |
|-----|---------------------|---------------------|-------------|------------|------------------------|-----------------------|
| 49 | Lane E. Riffey | 176.82 | 10609 | 60 | 542 | 478 |
| 50 | Tom McLeod | 176.67 | 2120 | 12 | 535 | 519 |
| 51 | Matt W. Morrow | 175.94 | 3167 | 18 | 529 | 507 |
| 52 | Trevor D. Hibberd | 175.93 | 9500 | 54 | 532 | 474 |
| 53 | Danny Jeffryes | 173.55 | 7289 | 42 | 541 | 495 |
| 54 | Justin M. Hodges | 173.32 | 10399 | 60 | 563 | 499 |
| 55 | Johnny L. Nikkila | 173.19 | 9872 | 57 | 568 | 507 |
| 56 | Nathan Banks | 172.21 | 5683 | 33 | 545 | 508 |
| 57 | Javan D. Clement | 171.52 | 9262 | 54 | 542 | 484 |
| 58 | Chris C. Hunt | 171.33 | 1028 | 6 | 520 | 510 |
| 59 | Bobby Turner Jr | 169.73 | 8656 | 51 | 524 | 469 |
| 60 | Cody D. Bristow | 169.00 | 9126 | 54 | 564 | 506 |
| 61 | Cruz A. Evans | 168.92 | 8108 | 48 | 511 | 459 |
| 62 | Richard M. Serr | 168.83 | 1013 | 6 | 508 | 498 |
| 63 | Ivan D. Stones | 168.05 | 9579 | 57 | 561 | 500 |
| 64 | Doug Houtz | 167.80 | 2517 | 15 | 507 | 488 |
| 65 | Chris R. Lytle | 166.83 | 7007 | 42 | 508 | 462 |
| 66 | Larry K. Giddings | 166.50 | 999 | 6 | 504 | 494 |
| 67 | Dave Jamrog | 164.67 | 494 | 3 | 496 | 489 |
| 68 | Chris L. Stapleton | 162.80 | 9768 | 60 | 501 | 437 |
| 69 | Jake W. Peden | 162.28 | 8763 | 54 | 528 | 470 |
| 70 | Craig A. Schutt | 162.28 | 8763 | 54 | 528 | 470 |
| 71 | Scott A. Feddersen | 161.05 | 3382 | 21 | 506 | 481 |
| 72 | Mike McCollough | 160.86 | 5791 | 36 | 488 | 448 |
| 73 | Ron J. Studnicka | 160.58 | 9153 | 57 | 507 | 446 |
| 74 | Trevor A. Roberts | 159.58 | 6064 | 38 | 496 | 454 |
| 75 | Larry L. Harrington | 158.93 | 8582 | 54 | 481 | 423 |
| 76 | Bob Stevens | 158.73 | 9524 | 60 | 493 | 429 |
| 77 | Bill Kirkland | 158.05 | 9009 | 57 | 531 | 470 |
| 78 | Conan R. Gifford | 155.26 | 7297 | 47 | 503 | 452 |
| 79 | Brent E. Hollis | 155.25 | 1863 | 12 | 477 | 461 |
| 80 | Ethan M. Mizner | 151.70 | 4096 | 27 | 464 | 433 |
| 81 | Alex J. Peden | 150.95 | 9057 | 60 | 456 | 392 |
| 82 | Leroy H. Hoss | 149.98 | 7649 | 51 | 451 | 396 |
| 83 | Brandon J. Clement | 144.00 | 6912 | 48 | 483 | 431 |
| 84 | Mark A. Woodside | 143.38 | 6022 | 42 | 458 | 412 |
| 85 | Sean A. McBride | 142.58 | 8555 | 60 | 454 | 390 |
| 86 | Andrew J. Kennedy | 142.51 | 6413 | 45 | 451 | 402 |
| 87 | Bob J. Hunt | 142.17 | 6824 | 48 | 469 | 417 |
| 88 | Scott A. Asay | 142.04 | 3835 | 27 | 455 | 424 |
| 89 | Quentin S. Holliday | 140.48 | 8429 | 60 | 454 | 390 |
| 90 | Blake R. Bogus | 138.72 | 4994 | 36 | 427 | 387 |
| 91 | Doug Samuelson | 138.67 | 5824 | 42 | 431 | 385 |
| 92 | Carson M. Hemmer | 137.33 | 824 | 6 | 418 | 408 |
| 93 | Matthew J. Doerr | 129.91 | 4287 | 33 | 393 | 356 |
| 94 | Chris P. Drew | 129.83 | 779 | 6 | 391 | 381 |
| 95 | Nolan P. Parr | 128.60 | 3858 | 30 | 399 | 365 |
| 96 | Brandon Brinegar | 127.67 | 383 | 3 | 385 | 378 |
| 97 | Brooks D. Paul | 121.72 | 7303 | 60 | 383 | 319 |
| 98 | John W. Paul | 117.75 | 6712 | 57 | 368 | 307 |
| 99 | Bob Cherry | 115.22 | 6913 | 60 | 395 | 331 |
| 100 | Nate Grabenstein | 110.67 | 332 | 3 | 334 | 327 |

Classic 2024-25

| | <u>Name</u> | <u>True Average</u> | <u>Pins</u> | <u>Gms</u> | <u>To Raise Avg +1</u> | <u>To Drop Avg -1</u> |
|-----|--------------------|---------------------|-------------|------------|------------------------|-----------------------|
| 101 | Jacob M. Rodriguez | 102.67 | 924 | 9 | 312 | 299 |
| 102 | Jacob D. Roth | 100.54 | 3921 | 39 | 321 | 278 |

Classic 2024-25

Big Apple Fun Center

* Bowlers listed must have a minimum of 22 games.

Note: This report includes information through February 3 which is Week 20 of 32

Most Improved Averages

| Name | True | | Most Improved | | Name | True | | Most Improved | |
|----------------------|---------|-----|---------------|--------|----------------------|---------|-----|---------------|--------|
| | Average | Gms | Avg | +/- | | Average | Gms | Avg | +/- |
| Cody D. Bristow | 169.00 | 54 | 153 | +16.00 | Justin M. Hodges | 173.32 | 60 | 170 | +3.32 |
| Javan D. Clement | 171.52 | 54 | 157 | +14.52 | Tyler L. Mizner | 186.00 | 48 | 183 | +3.00 |
| Cory D. Waddell | 202.02 | 51 | 189 | +13.02 | Brandon J. Clement | 144.00 | 48 | 141 | +3.00 |
| Brandon M. Conyers | 189.33 | 54 | 177 | +12.33 | Jason D. Stubbs | 182.80 | 54 | 180 | +2.80 |
| Jake W. Peden | 162.28 | 54 | 150 | +12.28 | Jacob D. Roth | 100.54 | 39 | 98 | +2.54 |
| Scott A. Bauer | 195.24 | 54 | 183 | +12.24 | Brad M. Olson | 203.50 | 24 | 201 | +2.50 |
| Ron J. Studnicka | 160.58 | 57 | 149 | +11.58 | Jared J. Samuelson | 215.30 | 57 | 213 | +2.30 |
| Bob J. Hunt | 142.17 | 48 | 131 | +11.17 | Chris L. Stapleton | 162.80 | 60 | 161 | +1.80 |
| Johnny L. Nikkila | 173.19 | 57 | 163 | +10.19 | Danny Jeffryes | 173.55 | 42 | 172 | +1.55 |
| Masato M. Sugita | 188.28 | 60 | 179 | +9.28 | Jeff A. Fruhling | 189.45 | 51 | 188 | +1.45 |
| Ryan E. Walton | 208.06 | 51 | 199 | +9.06 | Bill Kirkland | 158.05 | 57 | 157 | +1.05 |
| Tom Richmond | 197.04 | 57 | 189 | +8.04 | Trevor D. Hibberd | 175.93 | 54 | 175 | +0.93 |
| Kevin L. Moriarty | 181.80 | 60 | 174 | +7.80 | Quentin S. Holliday | 140.48 | 60 | 140 | +0.48 |
| Chuck M. Brisbin | 208.60 | 57 | 201 | +7.60 | Mike Brown | 189.37 | 54 | 189 | +0.37 |
| Austin M. Longmore | 195.57 | 51 | 188 | +7.57 | Ivan D. Stones | 168.05 | 57 | 168 | +0.05 |
| Andrew J. Kennedy | 142.51 | 45 | 135 | +7.51 | Dan Schmidt | 207.00 | 36 | 207 | 0.00 |
| Hewitt P. Moyer | 178.41 | 39 | 171 | +7.41 | Bobby Turner Jr | 169.73 | 51 | 170 | -0.27 |
| Bob Cherry | 115.22 | 60 | 108 | +7.22 | Ethan M. Mizner | 151.70 | 27 | 152 | -0.30 |
| Alex J. Peden | 150.95 | 60 | 144 | +6.95 | Sean A. McBride | 142.58 | 60 | 143 | -0.42 |
| Bob Stevens | 158.73 | 60 | 152 | +6.73 | Nathan Banks | 172.21 | 33 | 173 | -0.79 |
| Brooks D. Paul | 121.72 | 60 | 115 | +6.72 | Justin R. Swanek | 209.00 | 48 | 210 | -1.00 |
| Josh K. Krolikowski | 196.65 | 51 | 190 | +6.65 | Doug Giles | 177.63 | 57 | 179 | -1.37 |
| Gary D. Hatcher | 179.43 | 51 | 174 | +5.43 | Logan J. Albright | 182.12 | 42 | 184 | -1.88 |
| Conan R. Gifford | 155.26 | 47 | 150 | +5.26 | Jarod D. Zikmund | 211.00 | 54 | 213 | -2.00 |
| Scott A. Asay | 142.04 | 27 | 137 | +5.04 | Matthew J. Doerr | 129.91 | 33 | 132 | -2.09 |
| Carter R. Hollis | 207.00 | 57 | 202 | +5.00 | Kevin L. Wise | 183.53 | 57 | 186 | -2.47 |
| Leroy H. Hoss | 149.98 | 51 | 145 | +4.98 | Craig A. Schutt | 162.28 | 54 | 165 | -2.72 |
| Mike McCollough | 160.86 | 36 | 156 | +4.86 | Kurt L. Schmidt | 193.81 | 48 | 197 | -3.19 |
| Lane E. Riffey | 176.82 | 60 | 172 | +4.82 | Mark A. Woodside | 143.38 | 42 | 147 | -3.62 |
| Blake R. Bogus | 138.72 | 36 | 134 | +4.72 | Shawn E. Mizner | 176.94 | 48 | 181 | -4.06 |
| Doug Samuelson | 138.67 | 42 | 134 | +4.67 | Trevor A. Roberts | 159.58 | 38 | 164 | -4.42 |
| Michael G. Marcellus | 196.38 | 60 | 192 | +4.38 | Anthony C. Eigenberg | 201.82 | 60 | 208 | -6.18 |
| Larry L. Harrington | 158.93 | 54 | 155 | +3.93 | Jason S. Feddersen | 222.81 | 54 | 229 | -6.19 |
| John W. Paul | 117.75 | 57 | 114 | +3.75 | Cruz A. Evans | 168.92 | 48 | 176 | -7.08 |
| Eric R. Zikmund | 197.74 | 27 | 194 | +3.74 | Chris R. Lytle | 166.83 | 42 | 179 | -12.17 |
| Nolan P. Parr | 128.60 | 30 | 125 | +3.60 | Jeremy J. Dalland | 216.44 | 45 | 229 | -12.56 |
| David D. Hibberd | 188.49 | 51 | 185 | +3.49 | | | | | |

Classic 2024-25

Big Apple Fun Center

* Bowlers listed must have a minimum of 1 games.

Most Pins Over Average

| Name | -----Old----- | | Old | | | | | ---Average Change--- | | | Weekly Over Avg |
|----------------------|---------------|-------|-----|------------|------------|------------|-------|----------------------|----------|----------|-----------------|
| | Pins | Games | Avg | -1- | -2- | -3- | Total | New | Old | ---> +/- | Series Avg +/- |
| Bob Stevens | 8932 | 57 | 156 | 233 | 159 | 200 | 592 | 158.73 | - 156.70 | = 2.03 | 592 - 468=124 |
| Eric R. Zikmund | 4641 | 24 | 193 | 204 | 237 | 257 | 698 | 197.74 | - 193.38 | = 4.37 | 698 - 579=119 |
| Kevin L. Moriarty | 10255 | 57 | 179 | 174 | 265 | 214 | 653 | 181.80 | - 179.91 | = 1.89 | 653 - 537=116 |
| Alex J. Peden | 8496 | 57 | 149 | 214 | 182 | 165 | 561 | 150.95 | - 149.05 | = 1.90 | 561 - 447=114 |
| Bobby Turner Jr | 8054 | 48 | 167 | 204 | 198 | 200 | 602 | 169.73 | - 167.79 | = 1.93 | 602 - 501=101 |
| Cory D. Waddell | 9607 | 48 | 200 | 182 | 286 | 228 | 696 | 202.02 | - 200.15 | = 1.87 | 696 - 600=96 |
| Jarod D. Zikmund | 10673 | 51 | 209 | 213 | 228 | 280 | 721 | 211.00 | - 209.27 | = 1.73 | 721 - 627=94 |
| Chuck M. Brisbin | 11181 | 54 | 207 | 247 | 224 | 238 | 709 | 208.60 | - 207.06 | = 1.54 | 709 - 621=88 |
| Anthony C. Eigenberg | 11423 | 57 | 200 | 188 | 278 | 220 | 686 | 201.82 | - 200.40 | = 1.41 | 686 - 600=86 |
| Blake R. Bogus | 4502 | 33 | 136 | 184 | 142 | 166 | 492 | 138.72 | - 136.42 | = 2.30 | 492 - 408=84 |
| Brandon M. Conyers | 9588 | 51 | 188 | 222 | 180 | 234 | 636 | 189.33 | - 188.00 | = 1.33 | 636 - 564=72 |
| Carter R. Hollis | 11119 | 54 | 205 | 202 | 258 | 220 | 680 | 207.00 | - 205.91 | = 1.09 | 680 - 615=65 |
| Jacob D. Roth | 3563 | 36 | 98 | 90 | 115 | 153 | 358 | 100.54 | - 98.97 | = 1.57 | 358 - 294=64 |
| Conan R. Gifford | 6775 | 44 | 153 | 172 | 173 | 177 | 522 | 155.26 | - 153.98 | = 1.28 | 522 - 459=63 |
| Danny Jeffryes | 6711 | 39 | 172 | 194 | 182 | 202 | 578 | 173.55 | - 172.08 | = 1.47 | 578 - 516=62 |
| Scott A. Asay | 3359 | 24 | 139 | 165 | 168 | 143 | 476 | 142.04 | - 139.96 | = 2.08 | 476 - 417=59 |
| Masato M. Sugita | 10680 | 57 | 187 | 236 | 138 | 243 | 617 | 188.28 | - 187.37 | = 0.91 | 617 - 561=56 |
| Mike McCollough | 5261 | 33 | 159 | 197 | 149 | 184 | 530 | 160.86 | - 159.42 | = 1.44 | 530 - 477=53 |
| Hewitt P. Moyer | 6376 | 36 | 177 | 161 | 186 | 235 | 582 | 178.41 | - 177.11 | = 1.30 | 582 - 531=51 |
| Brooks D. Paul | 6893 | 57 | 120 | 140 | 133 | 137 | 410 | 121.72 | - 120.93 | = 0.79 | 410 - 360=50 |
| Logan J. Albright | 7059 | 39 | 181 | 190 | 227 | 173 | 590 | 182.12 | - 181.00 | = 1.12 | 590 - 543=47 |
| Justin R. Swanek | 9361 | 45 | 208 | 223 | 225 | 223 | 671 | 209.00 | - 208.02 | = 0.98 | 671 - 624=47 |
| Andrew J. Kennedy | 5944 | 42 | 141 | 144 | 161 | 164 | 469 | 142.51 | - 141.52 | = 0.99 | 469 - 423=46 |
| Quentin S. Holliday | 7967 | 57 | 139 | 172 | 145 | 145 | 462 | 140.48 | - 139.77 | = 0.71 | 462 - 417=45 |
| Nathan Banks | 5128 | 30 | 170 | 208 | 161 | 186 | 555 | 172.21 | - 170.93 | = 1.28 | 555 - 510=45 |
| John W. Paul | 6318 | 54 | 117 | 129 | 123 | 142 | 394 | 117.75 | - 117.00 | = 0.75 | 394 - 351=43 |
| Trevor D. Hibberd | 8940 | 51 | 175 | 205 | 119 | 236 | 560 | 175.93 | - 175.29 | = 0.63 | 560 - 525=35 |
| Justin M. Hodges | 9851 | 57 | 172 | 211 | 155 | 182 | 548 | 173.32 | - 172.82 | = 0.49 | 548 - 516=32 |
| Jason D. Stubbs | 9297 | 51 | 182 | 205 | 192 | 177 | 574 | 182.80 | - 182.29 | = 0.50 | 574 - 546=28 |
| Chris L. Stapleton | 9266 | 57 | 162 | 177 | 172 | 153 | 502 | 162.80 | - 162.56 | = 0.24 | 502 - 486=16 |
| Chris R. Lytle | 6494 | 39 | 166 | 165 | 182 | 166 | 513 | 166.83 | - 166.51 | = 0.32 | 513 - 498=15 |
| Tom Richmond | 10630 | 54 | 196 | 193 | 164 | 244 | 601 | 197.04 | - 196.85 | = 0.18 | 601 - 588=13 |
| Ivan D. Stones | 9067 | 54 | 167 | 155 | 209 | 148 | 512 | 168.05 | - 167.91 | = 0.15 | 512 - 501=11 |
| Michael G. Marcellus | 11185 | 57 | 196 | 176 | 234 | 188 | 598 | 196.38 | - 196.23 | = 0.16 | 598 - 588=10 |
| Scott A. Bauer | 9951 | 51 | 195 | 202 | 234 | 156 | 592 | 195.24 | - 195.12 | = 0.12 | 592 - 585=7 |
| Mark A. Woodside | 5586 | 39 | 143 | 105 | 178 | 153 | 436 | 143.38 | - 143.23 | = 0.15 | 436 - 429=7 |
| Ethan M. Mizner | 3638 | 24 | 151 | 129 | 189 | 140 | 458 | 151.70 | - 151.58 | = 0.12 | 458 - 453=5 |

Classic 2024-25

| Name | -----Old----- | | Old | | | | | ---Average Change--- | | | Weekly Over Avg |
|---------------------|---------------|-------|-------|------------|------------|------------|-------|----------------------|----------|-----------|-----------------|
| | Pins | Games | Avg | -1- | -2- | -3- | Total | New | Old | ----> +/- | Series Avg +/- |
| Bob Cherry | 6564 | 57 | 115 | 128 | 118 | 103 | 349 | 115.22 | - 115.16 | = 0.06 | 349 - 345=4 |
| Johnny L. Nikkila | 9351 | 54 | 173 | 160 | 172 | 189 | 521 | 173.19 | - 173.17 | = 0.03 | 521 - 519=2 |
| Ryan E. Walton | 9987 | 48 | 208 | 205 | 215 | 204 | 624 | 208.06 | - 208.06 | = 0.00 | 624 - 624=0 |
| Craig A. Schutt | 8277 | 51 | 162 | 147 | 169 | 170 | 486 | 162.28 | - 162.29 | = -0.02 | 486 - 486=0 |
| Tyler L. Mizner | 8371 | 45 | 186 | 143 | 179 | 235 | 557 | 186.00 | - 186.02 | = -0.02 | 557 - 558=-1 |
| Doug Giles | 9599 | 54 | 177 | 174 | 189 | 163 | 526 | 177.63 | - 177.76 | = -0.13 | 526 - 531=-5 |
| David D. Hibberd | 9054 | 48 | 188 | 183 | 211 | 165 | 559 | 188.49 | - 188.63 | = -0.13 | 559 - 564=-5 |
| Trevor A. Roberts | 5594 | 35 | 159 | 139 | 151 | 180 | 470 | 159.58 | - 159.83 | = -0.25 | 470 - 477=-7 |
| Bill Kirkland | 8542 | 54 | 158 | 163 | 170 | 134 | 467 | 158.05 | - 158.19 | = -0.13 | 467 - 474=-7 |
| Matt W. Morrow | 2647 | 15 | bk176 | 161 | 167 | 192 | 520 | 175.94 | - 176.47 | = -0.52 | 520 - 528=-8 |
| Kevin L. Wise | 9924 | 54 | 183 | 143 | 192 | 202 | 537 | 183.53 | - 183.78 | = -0.25 | 537 - 549=-12 |
| John L. Krotz | 1744 | 9 | bk193 | 193 | 190 | 182 | 565 | 192.42 | - 193.78 | = -1.36 | 565 - 579=-14 |
| Cody D. Bristow | 8634 | 51 | 169 | 144 | 131 | 217 | 492 | 169.00 | - 169.29 | = -0.29 | 492 - 507=-15 |
| Jared J. Samuelson | 11642 | 54 | 215 | 192 | 245 | 193 | 630 | 215.30 | - 215.59 | = -0.29 | 630 - 645=-15 |
| Lane E. Riffey | 10094 | 57 | 177 | 152 | 185 | 178 | 515 | 176.82 | - 177.09 | = -0.27 | 515 - 531=-16 |
| Ron J. Studnicka | 8692 | 54 | 160 | 139 | 123 | 199 | 461 | 160.58 | - 160.96 | = -0.38 | 461 - 480=-19 |
| Mike Brown | 9678 | 51 | 189 | 176 | 215 | 157 | 548 | 189.37 | - 189.76 | = -0.39 | 548 - 567=-19 |
| Javan D. Clement | 8768 | 51 | 171 | 170 | 173 | 151 | 494 | 171.52 | - 171.92 | = -0.40 | 494 - 513=-19 |
| Shawn E. Mizner | 7992 | 45 | 177 | 171 | 134 | 196 | 501 | 176.94 | - 177.60 | = -0.66 | 501 - 531=-30 |
| Larry L. Harrington | 8138 | 51 | 159 | 194 | 110 | 140 | 444 | 158.93 | - 159.57 | = -0.64 | 444 - 477=-33 |
| Sean A. McBride | 8174 | 57 | 143 | 148 | 86 | 147 | 381 | 142.58 | - 143.40 | = -0.82 | 381 - 429=-48 |
| Dan Schmidt | 6876 | 33 | 208 | 255 | 164 | 157 | 576 | 207.00 | - 208.36 | = -1.36 | 576 - 624=-48 |
| Josh K. Krolikowski | 9490 | 48 | 197 | 200 | 181 | 158 | 539 | 196.65 | - 197.71 | = -1.06 | 539 - 591=-52 |
| Jake W. Peden | 8326 | 51 | 163 | 148 | 143 | 146 | 437 | 162.28 | - 163.25 | = -0.98 | 437 - 489=-52 |
| Jason S. Feddersen | 11439 | 51 | 224 | 213 | 191 | 189 | 593 | 222.81 | - 224.29 | = -1.48 | 593 - 672=-79 |
| Gary D. Hatcher | 8693 | 48 | 181 | 152 | 167 | 139 | 458 | 179.43 | - 181.10 | = -1.67 | 458 - 543=-85 |

Classic 2024-25

Big Apple Fun Center

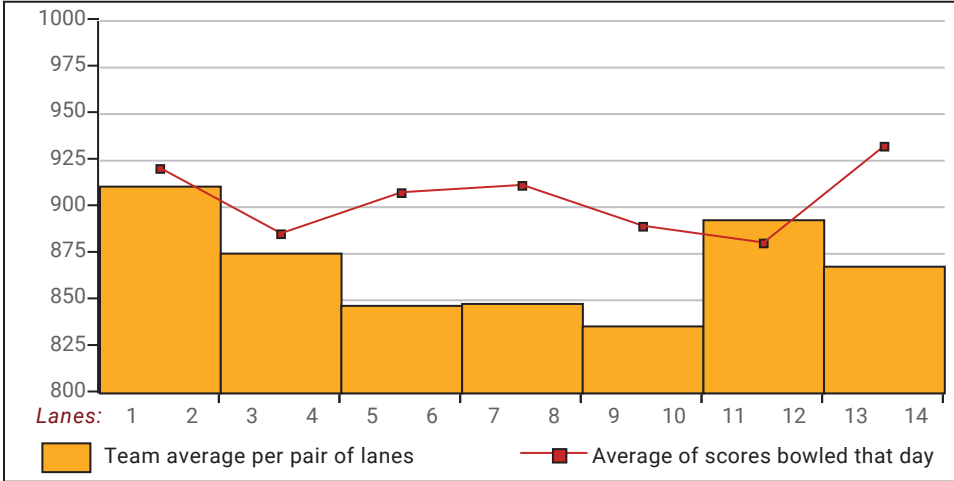
This report is for scores bowled February 3 which is Week 20 of 32

This Week's Statistics: Lefties vs Righties

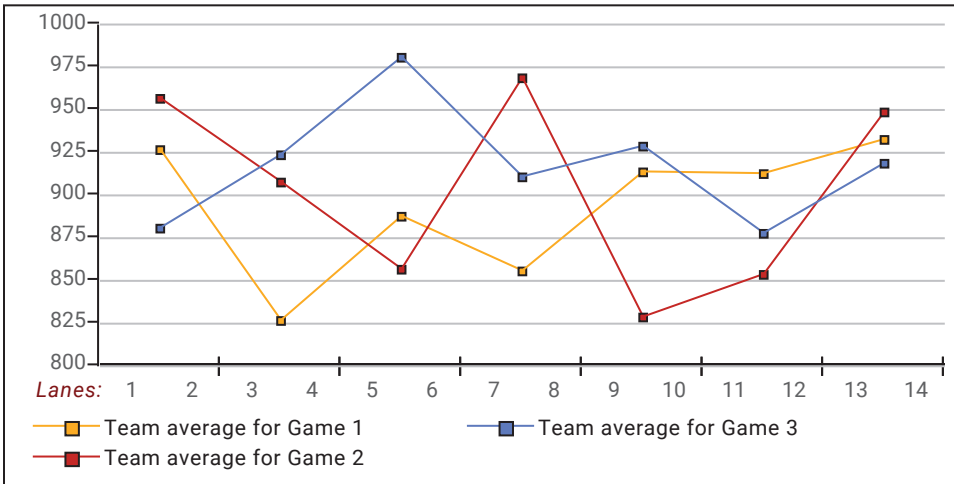
Unless designated left handed, bowlers are considered right handed.

| | Over All | Right | Left |
|-----------------------------------|----------|--------|--------|
| How many people bowled | 63 | 60 | 3 |
| Number of games bowled | 189 | 180 | 9 |
| Actual average of week's scores | 180.34 | 180.46 | 178.00 |
| How many games above average | 112 | 107 | 5 |
| How many games below average | 75 | 71 | 4 |
| Pins above/below average per game | 7.86 | 7.72 | 10.67 |
| How many people raised average | 39 | 37 | 2 |
| by this amount | 1.11 | 1.11 | 1.01 |
| How many people went down | 24 | 23 | 1 |
| by this amount | -0.56 | -0.58 | -0.25 |
| League average before bowling | 172.95 | 173.21 | 167.74 |
| League average after bowling | 173.42 | 173.67 | 168.33 |
| Change in league average | 0.47 | 0.46 | 0.59 |
| 800s | -- | -- | -- |
| 775s | -- | -- | -- |
| 750s | -- | -- | -- |
| 725s | -- | -- | -- |
| 700s | 2 | 2 | -- |
| 675s | 4 | 3 | 1 |
| 650s | 2 | 2 | -- |
| 625s | 2 | 2 | -- |
| 600s | 4 | 4 | -- |
| 575s | 8 | 8 | -- |
| 550s | 7 | 7 | -- |
| 525s | 6 | 6 | -- |
| 500s | 8 | 8 | -- |
| 475s | 5 | 5 | -- |
| 450s | 7 | 6 | 1 |
| 425s | 3 | 2 | 1 |
| 400s | 1 | 1 | -- |
| below 400 | 4 | 4 | -- |
| 300s | -- | -- | -- |
| 275s | 3 | 2 | 1 |
| 250s | 4 | 4 | -- |
| 225s | 18 | 17 | 1 |
| 200s | 30 | 30 | -- |
| 175s | 45 | 42 | 3 |
| 150s | 47 | 45 | 2 |
| 125s | 32 | 31 | 1 |
| 100s | 8 | 7 | 1 |
| below 100 | 2 | 2 | -- |

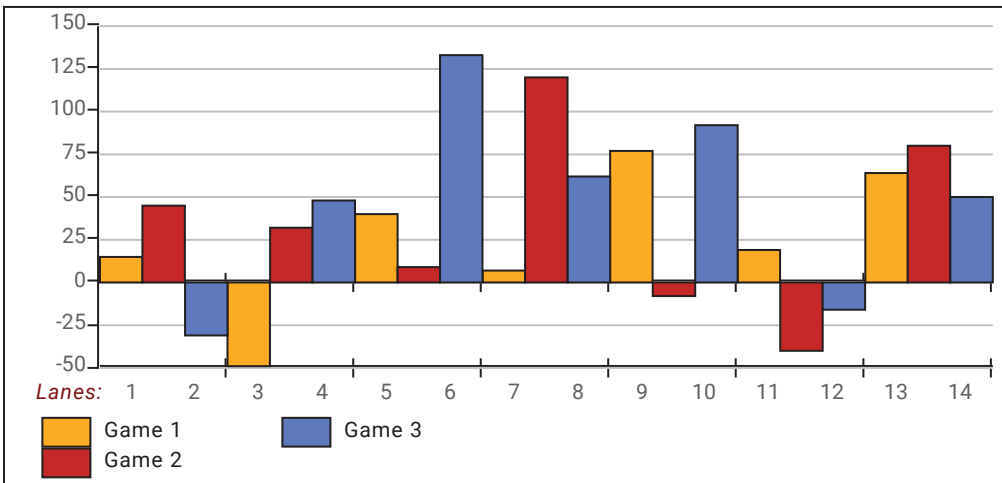
Team Average vs Avg of Scores



Average of Scores for Each Game

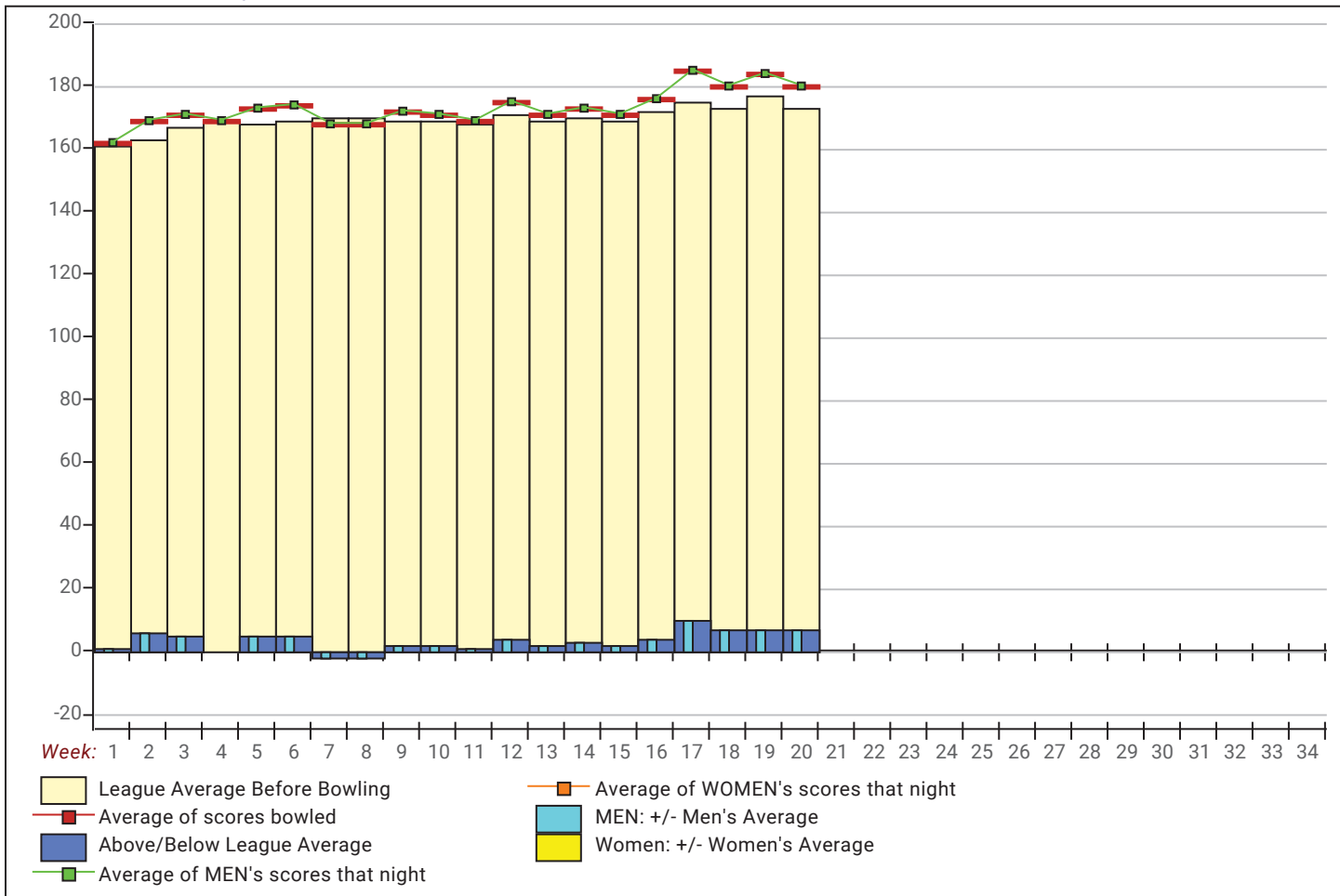


Amount Over/Under Team Average



This report is for scores bowled February 3 which is Week 20 of 32

League Average Week-by-Week



League Average Statistics for Last Week

| | League | Right Hand | Left Hand |
|-------------------------------------|--------|------------|-----------|
| League Average Before Bowling | 172.95 | 173.21 | 167.74 |
| Average of scores bowled that night | 180.34 | 180.46 | 178.00 |
| New League Average After Bowling | 173.42 | 173.67 | 168.33 |
| Change in League Average | .47 | .46 | .59 |
| People Who Bowled Over Average | 39 | 37 | 2 |
| People Who Bowled Under Average | 24 | 23 | 1 |
| Average Amount of Series Over Avg | 53.21 | 53.30 | 51.50 |
| Average Amount of Series Under Avg | -24.54 | -25.30 | -7.00 |
| Difference Avg, NiteAvg | 7.86 | 7.72 | 10.67 |
| Number of Bowlers | 63 | 60 | 3 |
| Number of Games Bowled | 189 | 180 | 9 |
| People Who Raised Their Average | 39 | 37 | 2 |
| Raised By an Average of This Amount | 1.11 | 1.11 | 1.01 |
| People Who Lowered Their Average | 24 | 23 | 1 |
| Lowered By an Average of This Amou | -.56 | -.58 | -.25 |
| Number of Games Bowled Over Avera | 112 | 107 | 5 |
| Number of Games Bowled Under Avera | 75 | 71 | 4 |

Note: Averages are based only on people who bowled.

Press Release -- 2/4/2025

2/3/2025 Week 20 of 32

Classic 2024-25

Monday 6:30 pm

Big Apple Fun Center

Lanes 1 - 14

Team Standings

| Place | Team Name | Avg p/gm | Points Won | Points Lost | Year-To-Date WON | Y-T-D LOST |
|-------|--------------------------|----------|------------|-------------|------------------|------------|
| 1 | West | 895 | 236 | 164 | 390 ½ | 409 ½ |
| 2 | Peerless Machine | 736 | 234 ½ | 165 ½ | 465 | 335 |
| 3 | Super Cool Unnamed Team | 986 | 233 | 167 | 417 | 383 |
| 4 | Kennedy Arborcare | 846 | 223 | 177 | 408 | 392 |
| 5 | Cornhusker Ag/Rising Ag | 889 | 216 ½ | 183 ½ | 383 | 417 |
| 6 | Kirkland Siding | 832 | 209 ½ | 190 ½ | 449 ½ | 350 ½ |
| 7 | AB Service & Repair | 898 | 205 ½ | 194 ½ | 404 | 396 |
| 8 | Auto Central | 759 | 204 | 196 | 363 ½ | 436 ½ |
| 9 | Jack Lederman Co. | 893 | 183 | 217 | 362 ½ | 437 ½ |
| 10 | Little Mexico Restaurant | 772 | 177 | 223 | 348 ½ | 451 ½ |
| 11 | Wii Bowling World Champs | 864 | 168 | 232 | 460 ½ | 339 ½ |
| 12 | Common Cents Bookkeeping | 910 | 162 ½ | 237 ½ | 349 ½ | 450 ½ |
| 13 | Sorensen Group | 940 | 135 | 265 | 352 | 448 |
| 14 | Draw Team | 875 | 212 ½ | 187 ½ | 446 ½ | 353 ½ |

*** Although not shown, standings are determined by points only for the current split

Last Week's Top Scores

| Scratch Game | | Scratch Series | | Handicap Game | | Handicap Series | |
|--------------|-------------------|----------------|-------------------|---------------|-------------------|-----------------|-------------------|
| 286 | Cory Waddell | 721 | Jarod Zikmund | 301 | Kevin Moriarty | 769 | Bob Stevens |
| 280 | Jarod Zikmund | 709 | Chuck Brisbin | 301 | Cory Waddell | 764 | Eric Zikmund |
| 278 | Anthony Eigenberg | 698 | Eric Zikmund | 293 | Anthony Eigenberg | 761 | Kevin Moriarty |
| 265 | Kevin Moriarty | 696 | Cory Waddell | 292 | Bob Stevens | 759 | Alex Peden |
| 258 | Carter Hollis | 686 | Anthony Eigenberg | 286 | Jarod Zikmund | 746 | Bobby Turner Jr |
| 257 | Eric Zikmund | 680 | Carter Hollis | 280 | Alex Peden | 741 | Cory Waddell |
| 255 | Dan Schmidt | 671 | Justin Swanek | 279 | Eric Zikmund | 739 | Jarod Zikmund |
| 247 | Chuck Brisbin | 653 | Kevin Moriarty | 276 | Trevor Hibberd | 733 | Chuck Brisbin |
| 245 | Jared Samuelson | 636 | Brandon Conyers | 273 | Hewitt Moyer | 731 | Anthony Eigenberg |
| 244 | Tom Richmond | 630 | Jared Samuelson | 271 | Masato Sugita | 729 | Blake Bogus |

Local and Bowling Center Awards

| Name | USBC ID Number | Award Average | Award Games | G1 | G2 | G3 | Series | Award Score | Award Received |
|----------------------|----------------|---------------|-------------|-----|-----|-----|--------|-------------|--|
| Logan J. Albright | 1494-2865 USBC | 181 | 39 | 190 | 227 | 173 | 590 | 227 | 225 Game (Local Assoc. Awards) |
| Blake R. Bogus | 9726-4343 USBC | 136 | 33 | 184 | 142 | 166 | 492 | 184 | 175 Game (Local Assoc. Awards) |
| Chuck M. Brisbin | 1494-789 USBC | 207 | 54 | 247 | 224 | 238 | 709 | 709 | 700 Series (Local Assoc. Awards) |
| Brandon M. Conyers | 11-187244 USBC | 188 | 51 | 222 | 180 | 234 | 636 | 234 | 225 Game (Local Assoc. Awards) |
| Anthony C. Eigenberg | 16-136521 USBC | 200 | 57 | 188 | 278 | 220 | 686 | 278 | 75 Pins Over Average (Local Assoc. Awards) |
| | 16-136521 USBC | 200 | 57 | 188 | 278 | 220 | 686 | 278 | 275 Game (Local Assoc. Awards) |
| Trevor D. Hibberd | 9726-4241 USBC | 175 | | 205 | 119 | 236 | 560 | 236 | Clean Game (199 Average or Les (Local Ass |
| | 9726-4241 USBC | 175 | 51 | 205 | 119 | 236 | 560 | 236 | 225 Game (Local Assoc. Awards) |
| Carter R. Hollis | 11-536044 USBC | 205 | 54 | 202 | 258 | 220 | 680 | 258 | 250 Game (Local Assoc. Awards) |
| Tyler L. Mizner | 11-588272 USBC | 186 | 45 | 143 | 179 | 235 | 557 | 235 | 225 Game (Local Assoc. Awards) |
| Kevin L. Moriarty | 1494-689 USBC | 179 | 57 | 174 | 265 | 214 | 653 | 265 | 250 Game (Local Assoc. Awards) |
| | 1494-689 USBC | 179 | 57 | 174 | 265 | 214 | 653 | 265 | 75 Pins Over Average (Local Assoc. Awards) |
| Hewitt P. Moyer | 23-69185 USBC | 177 | 36 | 161 | 186 | 235 | 582 | 235 | 225 Game (Local Assoc. Awards) |
| Brooks D. Paul | 9726-4344 USBC | 120 | 57 | 140 | 133 | 137 | 410 | 410 | 400 Series (Local Assoc. Awards) |
| Alex J. Peden | 9726-4346 USBC | 149 | 57 | 214 | 182 | 165 | 561 | 214 | 200 Game (Local Assoc. Awards) |
| Jacob D. Roth | 9726-4349 USBC | 98 | 36 | 90 | 115 | 153 | 358 | 153 | 150 Game (Local Assoc. Awards) |
| Dan Schmidt | 1524-36 USBC | 208 | 33 | 255 | 164 | 157 | 576 | 255 | 250 Game (Local Assoc. Awards) |

Press Release -- 2/4/2025

Classic 2024-25

| Name | USBC ID Number | Award Average | Award Games | G1 | G2 | G3 | Series | Award Score | Award Received |
|------------------|----------------|---------------|-------------|------------|------------|------------|------------|-------------|--|
| Bob Stevens | 1494-303 USBC | 156 | 57 | 233 | 159 | 200 | 592 | 233 | 225 Game (Local Assoc. Awards) |
| | 1494-303 USBC | 156 | 57 | 233 | 159 | 200 | 592 | 233 | 75 Pins Over Average (Local Assoc. Awards) |
| | 1494-303 USBC | 156 | 57 | 233 | 159 | 200 | 592 | 200 | 200 Game (Local Assoc. Awards) |
| Masato M. Sugita | 9726-4328 USBC | 187 | 57 | 236 | 138 | 243 | 617 | 236 | 225 Game (Local Assoc. Awards) |
| | 9726-4328 USBC | 187 | 57 | 236 | 138 | 243 | 617 | 243 | 225 Game (Local Assoc. Awards) |
| Bobby Turner Jr | 1494-87 USBC | 167 | 48 | 204 | 198 | 200 | 602 | 602 | 600 Series (Local Assoc. Awards) |
| Cory D. Waddell | 723-2887 USBC | 200 | 48 | 182 | 286 | 228 | 696 | 286 | 75 Pins Over Average (Local Assoc. Awards) |
| | 723-2887 USBC | 200 | 48 | 182 | 286 | 228 | 696 | 286 | 275 Game (Local Assoc. Awards) |
| Eric R. Zikmund | 1494-2816 USBC | 193 | 24 | 204 | 237 | 257 | 698 | 257 | 250 Game (Local Assoc. Awards) |
| Jarod D. Zikmund | 6201-122 USBC | 209 | 51 | 213 | 228 | 280 | 721 | 721 | 700 Series (Local Assoc. Awards) |
| | 6201-122 USBC | 209 | 51 | 213 | 228 | 280 | 721 | 280 | 275 Game (Local Assoc. Awards) |