

Classic 2024-25

Monday 6:30 pm

Big Apple Fun Center

Lanes 1 - 14

President: Doug Giles (308)627-5683

Vice President: Austin Longmore (308)233-1251

Secretary/Treasurer: Gary Hatcher (308)238-3914

Team Standings

Place	#	Team Name	Points Won	Points Lost	%Won	Pins + HDCP	Scratch Pins	Avg p/gm	High Game	High Sers	HDCP Game	HDCP Sers
1	5	Super Cool Unnamed Team	220 ½	139 ½	61.3	62610	56100	984	1203	3311	1312	3638
2	7	Peerless Machine	207	153	57.5	63161	41675	731	852	2437	1215	3458
3	8	West	203	157	56.4	62456	50951	893	1042	2894	1245	3464
4	9	AB Service & Repair	198 ½	161 ½	55.1	62501	51368	901	1036	2899	1256	3503
5	2	Kennedy Arborcare	197	163	54.7	62501	48026	842	1012	2851	1246	3553
6	3	Kirkland Siding	195 ½	164 ½	54.3	62958	47415	831	1099	2898	1332	3597
7	11	Cornhusker Ag/Rising Ag	190 ½	169 ½	52.9	62623	50434	884	1007	2901	1226	3558
8	13	Auto Central	190	170	52.8	62683	43045	755	907	2452	1241	3466
9	14	Jack Lederman Co.	161	199	44.7	62248	50629	888	1031	2959	1238	3418
10	4	Little Mexico Restaurant	159	201	44.2	61095	43914	770	918	2558	1191	3370
11	12	Common Cents Bookkeeping	146 ½	213 ½	40.7	61949	51944	911	1075	3000	1238	3489
12	10	Wii Bowling World Champs	144	216	40.0	63466	49225	863	1024	2929	1241	3528
13	6	Sorensen Group	124	236	34.4	61379	53666	941	1171	3189	1327	3657
14	1	Draw Team	183 ½	176 ½		62595	49749	872	1171	3189	1327	3657

Review of Last Week's Bowling.....

Lanes	Team Name	HDCP -1-	HDCP -2-	HDCP -3-	HDCP Total	Last Wk WON		Team Name	HDCP -1-	HDCP -2-	HDCP -3-	HDCP Total	Last Wk WON
1-2	Draw Team	897	1031	1118	3046	13	<--->	Jack Lederman Co.	1054	990	1168	3212	27
3-4	Peerless Machine	1166	1099	1165	3430	27	<--->	Common Cents Bookk	1077	1175	1153	3405	13
5-6	AB Service & Repair	1100	1188	1124	3412	33	<--->	Kennedy Arborcare	1028	1070	1047	3145	7
7-8	Auto Central	1142	1100	1160	3402	19	<--->	West	1073	1237	1154	3464	21
9-10	Super Cool Unnamed	1238	1157	1183	3578	34	<--->	Wii Bowling World Ch	1185	1090	1072	3347	6
11-12	Sorensen Group	897	1031	1118	3046	18	<--->	Little Mexico Restaur	1042	1014	1060	3116	22
13-14	Cornhusker Ag/Rising	1105	1100	1195	3400	30	<--->	Kirkland Siding	1142	1026	1083	3251	10

Lane Assignments

	1-2	3-4	5-6	7-8	9-10	11-12	13-14	
Wk20 02/03	1- 6	10- 12	4- 14	13- 11	3- 2	9- 8	7- 5	Position Round
Wk21 02/10	1- 6	11- 14	10- 13	3- 9	7- 2	12- 5	8- 4	
Wk22 02/17	1- 11	14- 3	8- 6	10- 4	2- 12	7- 9	5- 13	

Last Week's Top Scores

Team Scratch Game	Team Scratch Series	Team Handicap Game	Team Handicap Series
1108 Super Cool Unnamed Team	3188 Super Cool Unnamed Team	1238 Super Cool Unnamed Team	3578 Super Cool Unnam
1042 West	2946 Common Cents Bookkeepi	1237 West	3464 West
1022 Common Cents Bookkeepi	2881 AB Service & Repair	1195 Cornhusker Ag/Rising Ag	3430 Peerless Machine
1019 Jack Lederman Co.	2879 West	1188 AB Service & Repair	3412 AB Service & Repai
1014 Wii Bowling World Champs	2834 Wii Bowling World Champs	1185 Wii Bowling World Champs	3405 Common Cents Bo
1011 AB Service & Repair	2821 Cornhusker Ag/Rising Ag	1175 Common Cents Bookkeepi	3402 Auto Central
1002 Cornhusker Ag/Rising Ag	2765 Jack Lederman Co.	1168 Jack Lederman Co.	3400 Cornhusker Ag/Risi
995 Sorensen Group	2677 Sorensen Group	1166 Peerless Machine	3347 Wii Bowling World
923 Kirkland Siding	2608 Kennedy Arborcare	1160 Auto Central	3251 Kirkland Siding
891 Kennedy Arborcare	2594 Kirkland Siding	1142 Kirkland Siding	3212 Jack Lederman Co.
840 Auto Central	2442 Auto Central	1118 Sorensen Group	3145 Kennedy Arborcare
834 Peerless Machine	2434 Peerless Machine	1070 Kennedy Arborcare	3116 Little Mexico Resta
714 Little Mexico Restaurant	2078 Little Mexico Restaurant	1060 Little Mexico Restaurant	3046 Sorensen Group

Last Week's Top Scores - Continued

Scratch Game		Scratch Series		Handicap Game		Handicap Series	
279	Jarod Zikmund	718	Jason Feddersen	293	Jason Stubbs	768	Jason Stubbs
266	Jared Samuelson	711	Jared Samuelson	287	Johnny Nikkila	753	Justin Hodges
257	Michael Marcellus	708	Ryan Walton	286	Jarod Zikmund	748	Mike Brown
257	Jason Stubbs	690	Carter Hollis	279	Tom McLeod	739	Jake Peden
256	Jason Feddersen	673	Cory Waddell	277	Michael Marcellus	736	Bob Cherry
255	Scott Bauer	664	Mike Brown	277	Scott Bauer	735	Ryan Walton
246	Ryan Walton	661	Jarod Zikmund	276	Lane Riffey	725	Brandon Conyers
246	Cory Waddell	660	Jason Stubbs	269	Jake Peden	724	Cory Waddell
244	Carter Hollis	650	Anthony Eigenberg	268	Justin Hodges	723	Johnny Nikkila
243	Johnny Nikkila	649	Scott Bauer	267	Jared Samuelson	723	Carter Hollis

Season High Scores

Team Scratch Game		Team Scratch Series		Team Handicap Game		Team Handicap Series	
1203	Super Cool Unnamed Team	3311	Super Cool Unnamed Team	1332	Kirkland Siding	3657	Sorensen Group
1171	Sorensen Group	3189	Sorensen Group	1327	Sorensen Group	3638	Super Cool Unnam
1099	Kirkland Siding	3000	Common Cents Bookkeepi	1312	Super Cool Unnamed Team	3597	Kirkland Siding
1075	Common Cents Bookkeepi	2959	Jack Lederman Co.	1256	AB Service & Repair	3558	Cornhusker Ag/Risi
1042	West	2929	Wii Bowling World Champs	1246	Kennedy Arborcare	3553	Kennedy Arborcare
1036	AB Service & Repair	2901	Cornhusker Ag/Rising Ag	1245	West	3528	Wii Bowling World
1031	Jack Lederman Co.	2899	AB Service & Repair	1241	Wii Bowling World Champs	3503	AB Service & Repai
1024	Wii Bowling World Champs	2898	Kirkland Siding	1241	Auto Central	3489	Common Cents Bo
1012	Kennedy Arborcare	2894	West	1238	Common Cents Bookkeepi	3466	Auto Central
1007	Cornhusker Ag/Rising Ag	2851	Kennedy Arborcare	1238	Jack Lederman Co.	3464	West
918	Little Mexico Restaurant	2558	Little Mexico Restaurant	1226	Cornhusker Ag/Rising Ag	3458	Peerless Machine
907	Auto Central	2452	Auto Central	1215	Peerless Machine	3418	Jack Lederman Co.
852	Peerless Machine	2437	Peerless Machine	1191	Little Mexico Restaurant	3370	Little Mexico Resta

Scratch Game		Scratch Series		Handicap Game		Handicap Series	
300	Gordon Thiessen	778	Jared Samuelson	317	Trevor Hibberd	851	Hewitt Moyer
300	Jared Samuelson	760	Gordon Thiessen	310	Justin Hodges	823	Kevin Wise
290	Jason Feddersen	755	Carter Hollis	310	Hewitt Moyer	816	Masato Sugita
289	Jeremy Dalland	735	Austin Longmore	308	Bobby Turner Jr	809	Bobby Turner Jr
283	Josh Krolikowski	735	Josh Krolikowski	307	Jake Peden	807	Josh Krolikowski
279	Jarod Zikmund	728	Jason Feddersen	307	Masato Sugita	804	Austin Longmore
275	Chuck Brisbin	726	Jeremy Dalland	304	Josh Krolikowski	797	Carter Hollis
270	Masato Sugita	719	Hewitt Moyer	304	Jared Samuelson	795	Javan Clement
269	Tom Richmond	715	Todd Mathews	302	Jason Feddersen	790	Jared Samuelson
268	Justin Swanek	714	Anthony Eigenberg	301	Cody Bristow	787	Johnny Nikkila

Team Rosters

1 - Draw Team

Name	Avg	HDCP	Pins	Gms	Points Won	High Game	High Sers	HDCP Game	HDCP Sers	0's	200's	250's	0's	600's	700's
				33	16.5	168	436	245	694	33	--	--	11	--	--
				42	27.0	194	494	270	734	42	--	--	14	--	--
				33	21.0	189	526	248	706	33	--	--	11	--	--
				51	45.5	247	642	281	769	31	20	--	12	5	--
				54	31.0	256	691	290	823	39	14	1	14	4	--
				57	40.0	270	705	307	816	42	14	1	16	2	1

2 - Kennedy Arborcare

Name	Avg	HDCP	Pins	Gms	Points Won	High Game	High Sers	HDCP Game	HDCP Sers	0's	200's	250's	0's	600's	700's
Matthew J. Doerr	129	86	4287	33	16.5	168	436	245	694	33	--	--	11	--	--
Andrew J. Kennedy	141	74	5944	42	27.0	194	494	270	734	42	--	--	14	--	--
Mike McCollough	159	56	5261	33	21.0	189	526	248	706	33	--	--	11	--	--
Brandon M. Conyers	188	27	9588	51	45.5	247	642	281	769	31	20	--	12	5	--
Kevin L. Wise	183	32	9924	54	31.0	256	691	290	823	39	14	1	14	4	--
Masato M. Sugita	187	28	10680	57	40.0	270	705	307	816	42	14	1	16	2	1

3 - Kirkland Siding

Name	Avg	HDCP	Pins	Gms	Points Won	High Game	High Sers	HDCP Game	HDCP Sers	0's	200's	250's	0's	600's	700's
Bill Kirkland	158	57	8542	54	37.0	213	548	272	722	51	3	--	18	--	--
Conan R. Gifford	153	62	6775	44	34.0	213	583	278	778	42	2	--	14	--	--
Larry L. Harrington	159	56	8138	51	39.0	200	545	264	743	50	1	--	17	--	--
Bobby Turner Jr	167	48	8054	48	34.0	257	665	308	809	43	3	2	14	2	--
Lane E. Riffey	177	38	10094	57	43.5	254	604	296	748	48	8	1	18	1	--
Brad M. Olson	203	12	4884	24	18.0	249	682	267	742	10	14	--	3	5	--

4 - Little Mexico Restaurant

Name	Avg	HDCP	Pins	Gms	Points Won	High Game	High Sers	HDCP Game	HDCP Sers	0's	200's	250's	0's	600's	700's
Nathan Banks	170	45	5128	30	19.0	220	560	264	692	26	4	--	10	--	--
Trevor A. Roberts	159	56	5594	35	23.0	217	536	270	705	33	2	--	11	--	--
Quentin S. Holliday	139	76	7967	57	34.0	186	472	266	700	57	--	--	19	--	--
Nolan P. Parr	128	87	3858	30	19.5	175	437	263	681	30	--	--	10	--	--
Scott A. Asay	139	76	3359	24	17.0	184	503	269	758	24	--	--	8	--	--
Cruz A. Evans	168	47	8108	48	27.0	244	588	294	737	40	8	--	16	--	--
Craig A. Schutt	162	53	8277	51	30.0	221	539	274	689	48	3	--	17	--	--

5 - Super Cool Unnamed Team

Name	Avg	HDCP	Pins	Gms	Points Won	High Game	High Sers	HDCP Game	HDCP Sers	0's	200's	250's	0's	600's	700's
Jason D. Stubbs	182	33	9297	51	39.0	257	660	293	768	39	11	1	14	3	--
Tom Richmond	196	19	10630	54	30.0	269	705	293	783	34	14	6	11	6	1
Tom McLeod	176	39	2120	12	4.0	235	580	279	712	9	3	--	4	--	--
Scott A. Bauer	195	20	9951	51	43.0	255	690	277	771	29	21	1	10	7	--
Ryan E. Walton	208	7	9987	48	41.0	256	708	274	761	16	29	3	6	8	2
Todd M. Mathews	bk205	10	1284	6	6.0	254	715	264	745	2	3	1	1	--	1
Chuck M. Brisbin	207	8	11181	54	38.5	275	700	285	760	25	25	4	5	12	1

6 - Sorensen Group

Name	Avg	HDCP	Pins	Gms	Points Won	High Game	High Sers	HDCP Game	HDCP Sers	0's	200's	250's	0's	600's	700's
Doug Giles	177	38	9599	54	31.0	246	591	295	738	43	11	--	18	--	--
Chris R. Lytle	166	49	6494	39	19.5	216	610	258	730	34	5	--	12	1	--
Logan J. Albright	181	34	7059	39	20.5	236	607	274	736	30	9	--	12	1	--
Jeff A. Fruhling	189	26	9662	51	33.0	258	681	294	771	33	16	2	12	5	--
Josh K. Krolkowski	197	18	9490	48	31.0	283	735	304	807	29	15	4	11	3	2
Jerred J. Johnson	bk205	10	631	3	1.0	226	631	236	661	1	2	--	--	1	--
Jeremy J. Dalland	216	0	9740	45	32.0	289	726	258	671	12	28	5	2	11	2

7 - Peerless Machine

Name	Avg	HDCP	Pins	Gms	Points Won	High Game	High Sers	HDCP Game	HDCP Sers	0's	200's	250's	0's	600's	700's
Jacob M. Rodriguez	102	113	924	9	5.0	146	334	256	664	9	--	--	3	--	--
Brooks D. Paul	120	95	6893	57	35.5	170	428	267	728	57	--	--	19	--	--
John W. Paul	117	98	6318	54	35.0	162	399	263	696	54	--	--	18	--	--
Nate Grabenstein	110	105	332	3		119	332	224	647	3	--	--	1	--	--
Alex J. Peden	149	66	8496	57	45.0	188	514	258	719	57	--	--	19	--	--
Jake W. Peden	163	52	8326	51	43.0	247	593	307	773	47	4	--	17	--	--
Cory D. Waddell	200	15	9607	48	43.5	258	703	279	769	23	23	2	8	7	1

8 - West

Name	Avg	HDCP	Pins	Gms	Points Won	High Game	High Sers	HDCP Game	HDCP Sers	0's	200's	250's	0's	600's	700's
Bob Stevens	156	59	8932	57	32.5	214	520	275	703	55	2	--	19	--	--
Jerry Schmitz	184	31	2771	15	12.0	210	616	248	724	8	7	--	4	1	--
Johnny L. Nikkila	173	42	9351	54	42.5	243	604	287	787	46	8	--	17	1	--
Ivan D. Stones	167	48	9067	54	30.0	224	570	275	723	50	4	--	18	--	--
Gary D. Hatcher	181	34	8693	48	26.0	226	623	267	746	34	14	--	14	2	--
Gordon E. Thiessen	231	0	2776	12	11.5	300	760	300	760	3	5	4	--	2	2
Justin R. Swanek	208	7	9361	45	28.0	268	692	274	719	19	24	2	3	12	--

9 - AB Service & Repair

Name	Avg	HDCP	Pins	Gms	Points Won	High Game	High Sers	HDCP Game	HDCP Sers	0's	200's	250's	0's	600's	700's
Eric R. Bedke	206	9	618	3	4.0	227	618	236	645	1	2	--	--	1	--
Tom Soderholm	bk188	27	1147	6	4.0	211	584	238	665	4	2	--	2	--	--
Mike Brown	189	26	9678	51	40.0	242	664	270	748	33	18	--	12	5	--
Sean A. McBride	143	72	8174	57	41.5	184	511	260	736	57	--	--	19	--	--
Cody D. Bristow	169	46	8634	51	39.0	247	596	301	763	38	13	--	17	--	--
Kurt L. Schmidt	193	22	9303	48	30.0	247	641	272	745	28	20	--	10	6	--
Dan Schmidt	208	7	6876	33	21.5	239	676	251	712	10	23	--	1	10	--

10 - Wii Bowling World Champs

Name	Avg	HDCP	Pins	Gms	Points Won	High Game	High Sers	HDCP Game	HDCP Sers	0's	200's	250's	0's	600's	700's
Jacob D. Roth	98	117	3563	36	29.0	143	357	267	727	36	--	--	12	--	--
Brandon J. Clement	144	71	6912	48	32.5	212	511	285	739	46	2	--	16	--	--
Scott A. Feddersen	161	54	3382	21	17.0	192	552	255	726	21	--	--	7	--	--
Javan D. Clement	171	44	8768	51	43.0	236	612	299	795	37	14	--	15	2	--
Matt W. Morrow	176	39	2647	15	11.0	202	553	244	671	13	2	--	5	--	--
Anthony C. Eigenberg	200	15	11423	57	41.5	256	714	272	750	24	32	1	12	6	1
Jason S. Feddersen	224	0	11439	51	39.0	290	728	302	764	10	31	10	1	9	7

11 - Cornhusker Ag/Rising Ag

Name	Avg	HDCP	Pins	Gms	Points Won	High Game	High Sers	HDCP Game	HDCP Sers	0's	200's	250's	0's	600's	700's
Blake R. Bogus	136	79	4502	33	23.5	172	465	262	729	33	--	--	11	--	--
Doug Samuelson	138	77	5824	42	29.0	192	485	274	741	42	--	--	14	--	--
Brent E. Hollis	155	60	1863	12	9.0	226	511	300	733	11	1	--	4	--	--
Bob G. Vogt	bk164	51	552	3	3.0	201	552	252	705	2	1	--	1	--	--
Hewitt P. Moyer	177	38	6376	36	24.0	266	719	310	851	28	7	1	11	--	1
Danny Jeffries	172	43	6711	39	26.0	205	573	256	726	36	3	--	13	--	--
Carter R. Hollis	205	10	11119	54	30.5	267	755	280	797	23	24	7	4	13	1
Jared J. Samuelson	215	0	11642	54	32.0	300	778	304	790	18	28	8	4	12	2

12 - Common Cents Bookkeeping

Name	Avg	HDCP	Pins	Gms	Points Won	High Game	High Sers	HDCP Game	HDCP Sers	0's	200's	250's	0's	600's	700's
Ethan M. Mizner	151	64	3638	24	10.5	237	497	291	659	22	2	--	8	--	--
Justin M. Hodges	172	43	9851	57	39.5	256	619	310	770	48	8	1	16	3	--
Shawn E. Mizner	177	38	7992	45	24.0	229	595	266	724	34	11	--	15	--	--
Tyler L. Mizner	186	29	8371	45	35.0	233	610	267	703	32	13	--	14	1	--
Michael G. Marcellus	196	19	11185	57	37.0	257	667	277	742	32	23	2	9	10	--
Austin M. Longmore	195	20	9974	51	36.5	267	735	290	804	27	22	2	10	6	1

13 - Auto Central

Name	Avg	HDCP	Pins	Gms	Points Won	High Game	High Sers	HDCP Game	HDCP Sers	0's	200's	250's	0's	600's	700's
Bob Cherry	115	100	6564	57	51.0	167	430	273	744	57	--	--	19	--	--
Bob J. Hunt	142	73	6824	48	33.0	215	506	297	752	46	2	--	16	--	--
Chris C. Hunt	171	44	1028	6	3.0	212	528	251	645	4	2	--	2	--	--
Mark A. Woodside	143	72	5586	39	24.0	189	498	261	714	39	--	--	13	--	--
Chris L. Stapleton	162	53	9266	57	23.0	224	599	278	764	51	6	--	19	--	--
Kevin L. Moriarty	179	36	10255	57	34.0	256	661	294	775	40	16	1	15	4	--
John L. Krotz	193	22	1744	9	5.0	236	591	275	708	6	3	--	3	--	--

14 - Jack Lederman Co.

Name	Avg	HDCP	Pins	Gms	Points Won	High Game	High Sers	HDCP Game	HDCP Sers	0's	200's	250's	0's	600's	700's
Ron J. Studnicka	160	55	8692	54	36.0	223	544	283	724	49	5	--	18	--	--
Trevor D. Hibberd	175	40	8940	51	34.5	264	567	317	726	44	6	1	17	--	--
Eric R. Zikmund	193	22	4641	24	12.0	255	659	282	740	12	11	1	5	3	--
Leroy H. Hoss	149	66	7649	51	32.0	200	499	267	700	50	1	--	17	--	--
David D. Hibberd	188	27	9054	48	24.0	247	642	281	744	29	19	--	11	5	--
Jarod D. Zikmund	209	6	10673	51	30.5	279	695	293	737	19	25	7	3	14	--

Temporary Substitutes

Name	Avg	HDCP	Pins	Gms	Points Won	High Game	High Sers	HDCP Game	HDCP Sers	0's	200's	250's	0's	600's	700's
Tim Adkins	194	21	1748	9	7.0	214	602	262	746	6	3	--	2	1	--
Keith A. Albright	205	10	615	3	2.0	227	615	237	645	1	2	--	--	1	--
Brandon Brinegar	bk128	87	383	3	1.0	145	383	232	644	3	--	--	1	--	--
Chris P. Drew	129	86	779	6	5.5	175	445	279	757	6	--	--	2	--	--
Larry K. Giddings	bk181	34	999	6	1.0	201	544	235	646	5	1	--	2	--	--
Micah J. Hadley	183	32	550	3		213	550	245	646	2	1	--	1	--	--
Carson M. Hemmer	137	78	824	6	3.0	169	417	245	645	6	--	--	2	--	--
Doug Houtz	167	48	2517	15	11.0	201	561	247	699	14	1	--	5	--	--
Ben L. Howard	bk180	35	1061	6	1.0	210	590	245	695	5	1	--	2	--	--
Dave Jamrog	bk148	67	494	3	3.0	193	494	260	695	3	--	--	1	--	--
Greg A. Pettit	207	8	2906	14	6.0	247	658	263	706	5	9	--	2	2	--
Richard M. Serr	bk161	54	1013	6	4.0	195	524	249	686	6	--	--	2	--	--
Devon L. Smith	bk184	31	1111	6	1.5	212	569	243	662	5	1	--	2	--	--
Mark A. Yonkers	bk201	14	1106	6	2.0	213	568	227	610	5	1	--	2	--	--

High Individual Match Points

51	Bob Cherry	45.5	Brandon Conyers	45	Alex Peden	43.5	Lane Riffey
43.5	Cory Waddell	43	Scott Bauer	43	Jake Peden	43	Javan Clement
42.5	Johnny Nikkila	41.5	Sean McBride	41.5	Anthony Eigenberg	41	Ryan Walton
40	Mike Brown	40	Masato Sugita	39.5	Justin Hodges	39	Larry Harrington

Individual High Averages

224.29	Jason Feddersen	216.44	Jeremy Dalland	215.59	Jared Samuelson	209.27	Jarod Zikmund
208.36	Dan Schmidt	208.06	Ryan Walton	208.02	Justin Swanek	207.06	Chuck Brisbin
205.91	Carter Hollis	203.50	Brad Olson	200.40	Anthony Eigenberg	200.15	Cory Waddell
197.71	Josh Krolikowski	196.85	Tom Richmond	196.23	Michael Marcellus	195.57	Austin Longmore
195.12	Scott Bauer	193.81	Kurt Schmidt	193.38	Eric Zikmund	189.76	Mike Brown

Most Improved Average

153	to	169.29	=	+16.29	Cody Bristow	157	to	171.92	=	+14.92	Javan Clement
150	to	163.25	=	+13.25	Jake Peden	183	to	195.12	=	+12.12	Scott Bauer
149	to	160.96	=	+11.96	Ron Studnicka	131	to	142.17	=	+11.17	Bob Hunt
189	to	200.15	=	+11.15	Cory Waddell	177	to	188.00	=	+11.00	Brandon Conyers
163	to	173.17	=	+10.17	Johnny Nikkila	199	to	208.06	=	+9.06	Ryan Walton

Most Un-Improved Averages

229	to	216.44	=	-12.56	Jeremy Dalland	179	to	166.51	=	-12.49	Chris Lytle
208	to	200.40	=	-7.60	Anthony Eigenberg	176	to	168.92	=	-7.08	Cruz Evans
229	to	224.29	=	-4.71	Jason Feddersen	164	to	159.83	=	-4.17	Trevor Roberts
147	to	143.23	=	-3.77	Mark Woodside	213	to	209.27	=	-3.73	Jarod Zikmund
181	to	177.60	=	-3.40	Shawn Mizner	197	to	193.81	=	-3.19	Kurt Schmidt

Classic 2024-25

Big Apple Fun Center

Reprint of Scores -- Week 19

Lane 1 1 - Draw Team - Sorensen Group

Name	Old Avg	Old HDCP	-1-	-2-	-3-	Total	HDCP Total
			184	150	169	503	668
			190	161	169	520	640
			167	168	214	549	612
			184	160	188	532	610
			180	202	279	661	682
			====	====	====	====	====
Scratch Total			905	841	1019	2765	2765
Handicap			149	149	149		447
Total			1054	990	1168	2765	3212

Lane 2 14 - Jack Lederman Co.

Week 19 1/27/2025

Name	Old Avg	Old HDCP	-1-	-2-	-3-	Total	HDCP Total
Ron J. Studnicka	160	55	184	150	169	503	668
Trevor D. Hibberd	175	40	190	161	169	520	640
Eric R. Zikmund	194	21	167	168	214	549	612
David D. Hibberd	189	26	184	160	188	532	610
Jarod D. Zikmund	208	7	180	202	279	661	682
			====	====	====	====	====
Scratch Total			905	841	1019	2765	2765
Handicap			149	149	149		447
Total			1054	990	1168	2765	3212
Team Points Won			5.0	0.0	5.0	15.0	15.0
Match Points Won			4.0	2.0	2.0	12.0	12.0
Total Points Won			9.0	2.0	7.0	27.0	27.0

Lane 3 7 - Peerless Machine

Week 19 1/27/2025

Name	Old Avg	Old HDCP	-1-	-2-	-3-	Total	HDCP Total
Brooks D. Paul	119	96	112	134	170	416	704
John W. Paul	117	98	94	121	96	311	605
Alex J. Peden	148	67	167	129	161	457	658
Jake W. Peden	161	54	215	169	193	577	739
Cory D. Waddell	198	17	246	214	213	673	724
			====	====	====	====	====
Scratch Total			834	767	833	2434	2434
Handicap			332	332	332		996
Total			1166	1099	1165	2434	3430
Team Points Won			5.0	0.0	5.0	15.0	15.0
Match Points Won			3.0	2.0	4.0	12.0	12.0
Total Points Won			8.0	2.0	9.0	27.0	27.0

Lane 4 12 - Common Cents Bookkeeping

Week 19 1/27/2025

Name	Old Avg	Old HDCP	-1-	-2-	-3-	Total	HDCP Total
Justin M. Hodges	170	45	223	175	220	618	753
Shawn E. Mizner	176	39	159	226	203	588	705
Tyler L. Mizner	185	30	183	187	190	560	650
Michael G. Marcellus	195	20	182	257	181	620	680
Austin M. Longmore	196	19	177	177	206	560	617
			====	====	====	====	====
Scratch Total			924	1022	1000	2946	2946
Handicap			153	153	153		459
Total			1077	1175	1153	2946	3405
Team Points Won			0.0	5.0	0.0	5.0	5.0
Match Points Won			2.0	3.0	1.0	8.0	8.0
Total Points Won			2.0	8.0	1.0	13.0	13.0

Lane 5 9 - AB Service & Repair

Week 19 1/27/2025

Name	Old Avg	Old HDCP	-1-	-2-	-3-	Total	HDCP Total
Mike Brown	187	28	205	225	234	664	748
Sean A. McBride	142	73	153	179	149	481	700
Cody D. Bristow	169	46	170	170	171	511	649
Kurt L. Schmidt	193	22	210	204	170	584	650
Dan Schmidt	207	8	185	233	223	641	665
			====	====	====	====	====
Scratch Total			923	1011	947	2881	2881
Handicap			177	177	177		531
Total			1100	1188	1124	2881	3412
Team Points Won			5.0	5.0	5.0	20.0	20.0
Match Points Won			4.0	3.0	3.0	13.0	13.0
Total Points Won			9.0	8.0	8.0	33.0	33.0

Lane 6 2 - Kennedy Arborcare

Week 19 1/27/2025

Name	Old Avg	Old HDCP	-1-	-2-	-3-	Total	HDCP Total
Mike McCollough	159	56	a144	a144	a144	432	600
Ben L. Howard	bk180	35	153	170	148	471	576
Brandon M. Conyers	186	29	212	212	214	638	725
Kevin L. Wise	185	30	179	139	157	475	565
Masato M. Sugita	186	29	161	226	205	592	679
			====	====	====	====	====
Scratch Total			849	891	868	2608	2608
Handicap			179	179	179		537
Total			1028	1070	1047	2608	3145
Team Points Won			0.0	0.0	0.0	0.0	0.0
Match Points Won			1.0	2.0	2.0	7.0	7.0
Total Points Won			1.0	2.0	2.0	7.0	7.0

Classic 2024-25

Lane 7 13 - Auto Central Week 19 1/27/2025

Name	Old Avg	Old HDCP	-1-	-2-	-3-	Total	HDCP Total
Bob Cherry	113	102	143	133	154	430	736
Bob J. Hunt	142	73	a127	a127	a127	381	600
Chris L. Stapleton	161	54	203	159	172	534	696
Richard M. Serr	bk161	54	138	181	170	489	651
Kevin L. Moriarty	178	37	211	180	217	608	719
			=====	=====	=====	=====	=====
Scratch Total			822	780	840	2442	2442
Handicap			320	320	320		960
Total			1142	1100	1160	2442	3402
Team Points Won			5.0	0.0	5.0	10.0	10.0
Match Points Won			3.0	2.0	2.0	9.0	9.0
Total Points Won			8.0	2.0	7.0	19.0	19.0

Lane 8 8 - West Week 19 1/27/2025

Name	Old Avg	Old HDCP	-1-	-2-	-3-	Total	HDCP Total
Bob Stevens	156	59	137	174	191	502	679
Johnny L. Nikkila	171	44	182	243	166	591	723
Ivan D. Stones	166	49	156	214	200	570	717
Gary D. Hatcher	179	36	171	215	222	608	716
Justin R. Swanek	208	7	232	196	180	608	629
			=====	=====	=====	=====	=====
Scratch Total			878	1042	959	2879	2879
Handicap			195	195	195		585
Total			1073	1237	1154	2879	3464
Team Points Won			0.0	5.0	0.0	10.0	10.0
Match Points Won			2.0	3.0	3.0	11.0	11.0
Total Points Won			2.0	8.0	3.0	21.0	21.0

Lane 9 5 - Super Cool Unnamed Team Week 19 1/27/2025

Name	Old Avg	Old HDCP	-1-	-2-	-3-	Total	HDCP Total
Jason D. Stubbs	179	36	211	192	257	660	768
Tom Richmond	196	19	215	242	134	591	648
Tom McLeod	171	44	181	164	235	580	712
Scott A. Bauer	193	22	255	195	199	649	715
Ryan E. Walton	206	9	246	234	228	708	735
			=====	=====	=====	=====	=====
Scratch Total			1108	1027	1053	3188	3188
Handicap			130	130	130		390
Total			1238	1157	1183	3188	3578
Team Points Won			5.0	5.0	5.0	20.0	20.0
Match Points Won			3.0	2.0	4.0	14.0	14.0
Total Points Won			8.0	7.0	9.0	34.0	34.0

Lane 10 10 - Wii Bowling World Champs Week 19 1/27/2025

Name	Old Avg	Old HDCP	-1-	-2-	-3-	Total	HDCP Total
Brandon J. Clement	144	71	145	122	154	421	634
Javan D. Clement	172	43	201	145	151	497	626
Matt W. Morrow	bk174	41	201	168	179	548	671
Anthony C. Eigenberg	199	16	230	228	192	650	698
Jason S. Feddersen	223	0	237	256	225	718	718
			=====	=====	=====	=====	=====
Scratch Total			1014	919	901	2834	2834
Handicap			171	171	171		513
Total			1185	1090	1072	2834	3347
Team Points Won			0.0	0.0	0.0	0.0	0.0
Match Points Won			2.0	3.0	1.0	6.0	6.0
Total Points Won			2.0	3.0	1.0	6.0	6.0

Lane 11 6 - Sorensen Group Week 19 1/27/2025

Name	Old Avg	Old HDCP	-1-	-2-	-3-	Total	HDCP Total
Doug Giles	177	38	157	179	207	543	657
Larry K. Giddings	bk181	34	131	145	179	455	557
Logan J. Albright	182	33	163	170	170	503	602
Josh K. Krolikowski	197	18	171	208	217	596	650
Jeremy J. Dalland	218	0	152	206	222	580	580
			=====	=====	=====	=====	=====
Scratch Total			774	908	995	2677	2677
Handicap			123	123	123		369
Total			897	1031	1118	2677	3046
Team Points Won			0.0	5.0	5.0	10.0	10.0
Match Points Won			0.0	3.0	3.0	8.0	8.0
Total Points Won			0.0	8.0	8.0	18.0	18.0

Lane 12 4 - Little Mexico Restaurant Week 19 1/27/2025

Name	Old Avg	Old HDCP	-1-	-2-	-3-	Total	HDCP Total
Trevor A. Roberts	161	54	a146	122	144	412	574
Quentin S. Holliday	139	76	125	155	156	436	664
Nolan P. Parr	127	88	175	117	121	413	677
Scott A. Asay	139	76	a124	a124	a124	372	600
Craig A. Schutt	163	52	126	150	169	445	601
			=====	=====	=====	=====	=====
Scratch Total			696	668	714	2078	2078
Handicap			346	346	346		1038
Total			1042	1014	1060	2078	3116
Team Points Won			5.0	0.0	0.0	10.0	10.0
Match Points Won			5.0	2.0	2.0	12.0	12.0
Total Points Won			10.0	2.0	2.0	22.0	22.0

Classic 2024-25

Lane 13 11 - Cornhusker Ag/Rising Ag Week 19 1/27/2025

Name	Old Avg	Old HDCP	-1-	-2-	-3-	Total	HDCP Total
Doug Samuelson	138	77	164	128	145	437	668
Brent E. Hollis	154	61	127	190	152	469	652
Danny Jeffryes	172	43	182	137	195	514	643
Carter R. Hollis	204	11	241	205	244	690	723
Jared J. Samuelson	214	1	198	247	266	711	714
			====	====	====	====	====
Scratch Total			912	907	1002	2821	2821
Handicap			193	193	193		579
Total			1105	1100	1195	2821	3400
Team Points Won			0.0	5.0	5.0	15.0	15.0
Match Points Won			2.0	4.0	4.0	15.0	15.0
Total Points Won			2.0	9.0	9.0	30.0	30.0

Lane 14 3 - Kirkland Siding Week 19 1/27/2025

Name	Old Avg	Old HDCP	-1-	-2-	-3-	Total	HDCP Total
Bill Kirkland	158	57	162	130	181	473	644
Conan R. Gifford	153	62	a138	a138	a138	414	600
Bobby Turner Jr	168	47	177	166	141	484	625
Lane E. Riffey	176	39	237	150	192	579	696
Brad M. Olson	201	14	209	223	212	644	686
			====	====	====	====	====
Scratch Total			923	807	864	2594	2594
Handicap			219	219	219		657
Total			1142	1026	1083	2594	3251
Team Points Won			5.0	0.0	0.0	5.0	5.0
Match Points Won			3.0	1.0	1.0	5.0	5.0
Total Points Won			8.0	1.0	1.0	10.0	10.0

Classic 2024-25

Big Apple Fun Center

Note: This report includes information through January 27 which is Week 19 of 32

Match Points Won (This Week) -- Week 19

Lane 1 1 - Draw Team - Sorensen Group Week 19 1/27/2025							
Name	Last Wk Won	Last Wk Lost	HDCP -1-	HDCP -2-	HDCP -3-	HDCP Total	
			239	205	224	668	
			230	201	209	640	
			188	189	235	612	
			210	186	214	610	
			187	209	286	682	
=====							
Scratch Total			905	841	1019	2765	
Handicap			149	149	149	447	
Total			1054	990	1168	3212	

Lane 2 14 - Jack Lederman Co. Week 19 1/27/2025							
Name	Last Wk Won	Last Wk Lost	HDCP -1-	HDCP -2-	HDCP -3-	HDCP Total	
Ron J. Studnicka	2.0	2.0	239	205	224	668	
Trevor D. Hibberd	3.0	1.0	230	201	209	640	
Eric R. Zikmund	2.0	2.0	188	189	235	612	
David D. Hibberd	1.0	3.0	210	186	214	610	
Jarod D. Zikmund	4.0		187	209	286	682	
=====							
Scratch Total			905	841	1019	2765	
Handicap			149	149	149	447	
Total			1054	990	1168	3212	
Team Points Won			5.0	0.0	5.0	15.0	
Match Points Won			4.0	2.0	2.0	12.0	
Total Points Won			9.0	2.0	7.0	27.0	

Lane 3 7 - Peerless Machine Week 19 1/27/2025							
Name	Last Wk Won	Last Wk Lost	HDCP -1-	HDCP -2-	HDCP -3-	HDCP Total	
Brooks D. Paul	2.0	2.0	208	230	266	704	
John W. Paul		4.0	192	219	194	605	
Alex J. Peden	3.0	1.0	234	196	228	658	
Jake W. Peden	3.0	1.0	269	223	247	739	
Cory D. Waddell	4.0		263	231	230	724	
=====							
Scratch Total			834	767	833	2434	
Handicap			332	332	332	996	
Total			1166	1099	1165	3430	
Team Points Won			5.0	0.0	5.0	15.0	
Match Points Won			3.0	2.0	4.0	12.0	
Total Points Won			8.0	2.0	9.0	27.0	

Lane 4 12 - Common Cents Bookkeeping Week 19 1/27/2025							
Name	Last Wk Won	Last Wk Lost	HDCP -1-	HDCP -2-	HDCP -3-	HDCP Total	
Justin M. Hodges	2.0	2.0	268	220	265	753	
Shawn E. Mizner	4.0		198	265	242	705	
Tyler L. Mizner	1.0	3.0	213	217	220	650	
Michael G. Marcellus	1.0	3.0	202	277	201	680	
Austin M. Longmore		4.0	196	196	225	617	
=====							
Scratch Total			924	1022	1000	2946	
Handicap			153	153	153	459	
Total			1077	1175	1153	3405	
Team Points Won			0.0	5.0	0.0	5.0	
Match Points Won			2.0	3.0	1.0	8.0	
Total Points Won			2.0	8.0	1.0	13.0	

Lane 5 9 - AB Service & Repair Week 19 1/27/2025							
Name	Last Wk Won	Last Wk Lost	HDCP -1-	HDCP -2-	HDCP -3-	HDCP Total	
Mike Brown	4.0		233	253	262	748	
Sean A. McBride	4.0		226	252	222	700	
Cody D. Bristow		4.0	216	216	217	649	
Kurt L. Schmidt	4.0		232	226	192	650	
Dan Schmidt	1.0	3.0	193	241	231	665	
=====							
Scratch Total			923	1011	947	2881	
Handicap			177	177	177	531	
Total			1100	1188	1124	3412	
Team Points Won			5.0	5.0	5.0	20.0	
Match Points Won			4.0	3.0	3.0	13.0	
Total Points Won			9.0	8.0	8.0	33.0	

Lane 6 2 - Kennedy Arborcare Week 19 1/27/2025							
Name	Last Wk Won	Last Wk Lost	HDCP -1-	HDCP -2-	HDCP -3-	HDCP Total	
Mike McCollough		4.0	a200	a200	a200	600	
Ben L. Howard		4.0	188	205	183	576	
Brandon M. Conyers	4.0		241	241	243	725	
Kevin L. Wise		4.0	209	169	187	565	
Masato M. Sugita	3.0	1.0	190	255	234	679	
=====							
Scratch Total			849	891	868	2608	
Handicap			179	179	179	537	
Total			1028	1070	1047	3145	
Team Points Won			0.0	0.0	0.0	0.0	
Match Points Won			1.0	2.0	2.0	7.0	
Total Points Won			1.0	2.0	2.0	7.0	

Lane 7 13 - Auto Central Week 19 1/27/2025							
Name	Last Wk Won	Last Wk Lost	HDCP -1-	HDCP -2-	HDCP -3-	HDCP Total	
Bob Cherry	4.0		245	235	256	736	
Bob J. Hunt		4.0	a200	a200	a200	600	
Chris L. Stapleton	1.0	3.0	257	213	226	696	
Richard M. Serr		4.0	192	235	224	651	
Kevin L. Moriarty	4.0		248	217	254	719	
=====							
Scratch Total			822	780	840	2442	
Handicap			320	320	320	960	
Total			1142	1100	1160	3402	
Team Points Won			5.0	0.0	5.0	10.0	
Match Points Won			3.0	2.0	2.0	9.0	

Lane 8 8 - West Week 19 1/27/2025							
Name	Last Wk Won	Last Wk Lost	HDCP -1-	HDCP -2-	HDCP -3-	HDCP Total	
Bob Stevens		4.0	196	233	250	679	
Johnny L. Nikkila	4.0		226	287	210	723	
Ivan D. Stones	3.0	1.0	205	263	249	717	
Gary D. Hatcher	4.0		207	251	258	716	
Justin R. Swanek		4.0	239	203	187	629	
=====							
Scratch Total			878	1042	959	2879	
Handicap			195	195	195	585	
Total			1073	1237	1154	3464	
Team Points Won			0.0	5.0	0.0	10.0	
Match Points Won			2.0	3.0	3.0	11.0	

Note: This report includes information through January 27 which is Week 19 of 32

Lane 9 5 - Super Cool Unnamed Team Week 19 1/27/2025

Name	Last Wk Won	Last Wk Lost	HDCP -1-	HDCP -2-	HDCP -3-	HDCP Total
Jason D. Stubbs	4.0		247	228	293	768
Tom Richmond	2.0	2.0	234	261	153	648
Tom McLeod	2.0	2.0	225	208	279	712
Scott A. Bauer	3.0	1.0	277	217	221	715
Ryan E. Walton	3.0	1.0	255	243	237	735
=====						
Scratch Total			1108	1027	1053	3188
Handicap			130	130	130	390
Total			1238	1157	1183	3578
Team Points Won			5.0	5.0	5.0	20.0
Match Points Won			3.0	2.0	4.0	14.0
Total Points Won			8.0	7.0	9.0	34.0

Lane 11 6 - Sorensen Group Week 19 1/27/2025

Name	Last Wk Won	Last Wk Lost	HDCP -1-	HDCP -2-	HDCP -3-	HDCP Total
Doug Giles	3.0	1.0	195	217	245	657
Larry K. Giddings		4.0	165	179	213	557
Logan J. Albright		4.0	196	203	203	602
Josh K. Krolikowski	3.0	1.0	189	226	235	650
Jeremy J. Dalland	2.0	2.0	152	206	222	580
=====						
Scratch Total			774	908	995	2677
Handicap			123	123	123	369
Total			897	1031	1118	3046
Team Points Won			0.0	5.0	5.0	10.0
Match Points Won			0.0	3.0	3.0	8.0
Total Points Won			0.0	8.0	8.0	18.0

Lane 13 11 - Cornhusker Ag/Rising Ag Week 19 1/27/2025

Name	Last Wk Won	Last Wk Lost	HDCP -1-	HDCP -2-	HDCP -3-	HDCP Total
Doug Samuelson	3.0	1.0	241	205	222	668
Brent E. Hollis	3.0	1.0	188	251	213	652
Danny Jeffryes	3.0	1.0	225	180	238	643
Carter R. Hollis	3.0	1.0	252	216	255	723
Jared J. Samuelson	3.0	1.0	199	248	267	714
=====						
Scratch Total			912	907	1002	2821
Handicap			193	193	193	579
Total			1105	1100	1195	3400
Team Points Won			0.0	5.0	5.0	15.0
Match Points Won			2.0	4.0	4.0	15.0
Total Points Won			2.0	9.0	9.0	30.0

Lane 10 10 - Wii Bowling World Champs Week 19 1/27/2025

Name	Last Wk Won	Last Wk Lost	HDCP -1-	HDCP -2-	HDCP -3-	HDCP Total
Brandon J. Clement		4.0	216	193	225	634
Javan D. Clement	2.0	2.0	244	188	194	626
Matt W. Morrow	2.0	2.0	242	209	220	671
Anthony C. Eigenberg	1.0	3.0	246	244	208	698
Jason S. Feddersen	1.0	3.0	237	256	225	718
=====						
Scratch Total			1014	919	901	2834
Handicap			171	171	171	513
Total			1185	1090	1072	3347
Team Points Won			0.0	0.0	0.0	0.0
Match Points Won			2.0	3.0	1.0	6.0
Total Points Won			2.0	3.0	1.0	6.0

Lane 12 4 - Little Mexico Restaurant Week 19 1/27/2025

Name	Last Wk Won	Last Wk Lost	HDCP -1-	HDCP -2-	HDCP -3-	HDCP Total
Trevor A. Roberts	1.0	3.0	a200	176	198	574
Quentin S. Holliday	4.0		201	231	232	664
Nolan P. Parr	4.0		263	205	209	677
Scott A. Asay	1.0	3.0	a200	a200	a200	600
Craig A. Schutt	2.0	2.0	178	202	221	601
=====						
Scratch Total			696	668	714	2078
Handicap			346	346	346	1038
Total			1042	1014	1060	3116
Team Points Won			5.0	0.0	0.0	10.0
Match Points Won			5.0	2.0	2.0	12.0
Total Points Won			10.0	2.0	2.0	22.0

Lane 14 3 - Kirkland Siding Week 19 1/27/2025

Name	Last Wk Won	Last Wk Lost	HDCP -1-	HDCP -2-	HDCP -3-	HDCP Total
Bill Kirkland	1.0	3.0	219	187	238	644
Conan R. Gifford	1.0	3.0	a200	a200	a200	600
Bobby Turner Jr	1.0	3.0	224	213	188	625
Lane E. Riffey	1.0	3.0	276	189	231	696
Brad M. Olson	1.0	3.0	223	237	226	686
=====						
Scratch Total			923	807	864	2594
Handicap			219	219	219	657
Total			1142	1026	1083	3251
Team Points Won			5.0	0.0	0.0	5.0
Match Points Won			3.0	1.0	1.0	5.0
Total Points Won			8.0	1.0	1.0	10.0

Classic 2024-25

Big Apple Fun Center

* Bowlers listed must have a minimum of 1 games.

Match Points Won (Total for Year)

Name	Points		%Won	Avg	Gms	Name	Points		%Won	Avg	Gms
	Won	Lost					Won	Lost			
Bob Cherry	51.0	25.0	67.11%	115	57	Andrew J. Kennedy	27.0	33.0	45.00%	141	42
Brandon M. Conyers	45.5	26.5	63.19%	188	51	Cruz A. Evans	27.0	37.0	42.19%	168	48
Alex J. Peden	45.0	31.0	59.21%	149	57	Gary D. Hatcher	26.0	38.0	40.63%	181	48
Lane E. Riffey	43.5	32.5	57.24%	177	57	Danny Jeffryes	26.0	26.0	50.00%	172	39
Cory D. Waddell	43.5	20.5	67.97%	200	48	Shawn E. Mizner	24.0	36.0	40.00%	177	45
Scott A. Bauer	43.0	25.0	63.24%	195	51	Mark A. Woodside	24.0	32.0	42.86%	143	39
Jake W. Peden	43.0	25.0	63.24%	163	51	Hewitt P. Moyer	24.0	24.0	50.00%	177	36
Javan D. Clement	43.0	25.0	63.24%	171	51	David D. Hibberd	24.0	40.0	37.50%	188	48
Johnny L. Nikkila	42.5	29.5	59.03%	173	54	Blake R. Bogus	23.5	20.5	53.41%	136	33
Sean A. McBride	41.5	34.5	54.61%	143	57	Chris L. Stapleton	23.0	53.0	30.26%	162	57
Anthony C. Eigenberg	41.5	34.5	54.61%	200	57	Trevor A. Roberts	23.0	25.0	47.92%	159	35
Ryan E. Walton	41.0	23.0	64.06%	208	48	Dan Schmidt	21.5	30.5	41.35%	208	33
Mike Brown	40.0	32.0	55.56%	189	51	Mike McCollough	21.0	27.0	43.75%	159	33
Masato M. Sugita	40.0	36.0	52.63%	187	57	Logan J. Albright	20.5	31.5	39.42%	181	39
Justin M. Hodges	39.5	36.5	51.97%	172	57	Chris R. Lytle	19.5	32.5	37.50%	166	39
Larry L. Harrington	39.0	33.0	54.17%	159	51	Nolan P. Parr	19.5	20.5	48.75%	128	30
Jason D. Stubbs	39.0	29.0	57.35%	182	51	Nathan Banks	19.0	25.0	43.18%	170	30
Cody D. Bristow	39.0	29.0	57.35%	169	51	Brad M. Olson	18.0	14.0	56.25%	203	24
Jason S. Feddersen	39.0	29.0	57.35%	224	51	Scott A. Asay	17.0	19.0	47.22%	139	24
Chuck M. Brisbin	38.5	33.5	53.47%	207	54	Scott A. Feddersen	17.0	11.0	60.71%	161	21
Michael G. Marcellus	37.0	39.0	48.68%	196	57	Matthew J. Doerr	16.5	27.5	37.50%	129	33
Bill Kirkland	37.0	35.0	51.39%	158	54	Jerry Schmitz	12.0	8.0	60.00%	184	15
Austin M. Longmore	36.5	31.5	53.68%	195	51	Eric R. Zikmund	12.0	20.0	37.50%	193	24
Ron J. Studnicka	36.0	36.0	50.00%	160	54	Gordon E. Thiessen	11.5	4.5	71.88%	231	12
Brooks D. Paul	35.5	40.5	46.71%	120	57	Matt W. Morrow	11.0	9.0	55.00%	176	15
Tyler L. Mizner	35.0	25.0	58.33%	186	45	Doug Houtz	11.0	9.0	55.00%	167	15
John W. Paul	35.0	37.0	48.61%	117	54	Ethan M. Mizner	10.5	21.5	32.81%	151	24
Trevor D. Hibberd	34.5	33.5	50.74%	175	51	Brent E. Hollis	9.0	7.0	56.25%	155	12
Conan R. Gifford	34.0	30.0	53.13%	153	44	Tim Adkins	7.0	5.0	58.33%	194	9
Bobby Turner Jr	34.0	30.0	53.13%	167	48	Greg A. Pettit	6.0	14.0	30.00%	207	14
Quentin S. Holliday	34.0	42.0	44.74%	139	57	Todd M. Mathews	6.0	2.0	75.00%	bk205	6
Kevin L. Moriarty	34.0	42.0	44.74%	179	57	Chris P. Drew	5.5	2.5	68.75%	129	6
Bob J. Hunt	33.0	35.0	48.53%	142	48	John L. Krotz	5.0	7.0	41.67%	193	9
Jeff A. Fruhling	33.0	35.0	48.53%	189	51	Jacob M. Rodriguez	5.0	7.0	41.67%	102	9
Bob Stevens	32.5	43.5	42.76%	156	57	Richard M. Serr	4.0	4.0	50.00%	bk161	6
Brandon J. Clement	32.5	31.5	50.78%	144	48	Tom McLeod	4.0	12.0	25.00%	176	12
Jeremy J. Dalland	32.0	28.0	53.33%	216	45	Eric R. Bedke	4.0		100.00%	206	3
Jared J. Samuelson	32.0	40.0	44.44%	215	54	Tom Soderholm	4.0	4.0	50.00%	bk188	6
Leroy H. Hoss	32.0	36.0	47.06%	149	51	Bob G. Vogt	3.0	1.0	75.00%	bk164	3
Doug Giles	31.0	41.0	43.06%	177	54	Chris C. Hunt	3.0	5.0	37.50%	171	6
Josh K. Krolikowski	31.0	33.0	48.44%	197	48	Carson M. Hemmer	3.0	5.0	37.50%	137	6
Kevin L. Wise	31.0	41.0	43.06%	183	54	Dave Jamrog	3.0	1.0	75.00%	bk148	3
Jarod D. Zikmund	30.5	37.5	44.85%	209	51	Keith A. Albright	2.0	2.0	50.00%	205	3
Carter R. Hollis	30.5	41.5	42.36%	205	54	Mark A. Yonkers	2.0	6.0	25.00%	bk201	6
Ivan D. Stones	30.0	42.0	41.67%	167	54	Devon L. Smith	1.5	6.5	18.75%	bk184	6
Tom Richmond	30.0	42.0	41.67%	196	54	Brandon Brinegar	1.0	3.0	25.00%	bk128	3
Craig A. Schutt	30.0	38.0	44.12%	162	51	Larry K. Giddings	1.0	7.0	12.50%	bk181	6
Kurt L. Schmidt	30.0	34.0	46.88%	193	48	Jerred J. Johnson	1.0	3.0	25.00%	bk205	3
Jacob D. Roth	29.0	19.0	60.42%	98	36	Ben L. Howard	1.0	7.0	12.50%	bk180	6
Doug Samuelson	29.0	27.0	51.79%	138	42	Nate Grabenstein		4.0	0.00%	110	3
Justin R. Swanek	28.0	32.0	46.67%	208	45	Micah J. Hadley		4.0	0.00%	183	3

Classic 2024-25

Big Apple Fun Center

* Bowlers listed must have a minimum of 1 games.

Change in Average

Name	-----Old-----		Old					---Average Change---			Weekly Over Avg
	Pins	Games	Avg	-1-	-2-	-3-	Total	New	Old	---> +/-	Series Avg +/-
Tim Adkins	1748	9	194				0	194.22	- 194.22	= 0.00	
Keith A. Albright	615	3	205				0	205.00	- 205.00	= 0.00	
Logan J. Albright	6556	36	182	163	170	170	503	181.00	- 182.11	= -1.11	503 - 546=-43
Scott A. Asay	3359	24	139	a124	a124	a124	372	139.96	- 139.96	= 0.00	
Nathan Banks	5128	30	170				0	170.93	- 170.93	= 0.00	
Scott A. Bauer	9302	48	193	255	195	199	649	195.12	- 193.79	= 1.33	649 - 579=70
Eric R. Bedke	618	3	206				0	206.00	- 206.00	= 0.00	
Blake R. Bogus	4502	33	136				0	136.42	- 136.42	= 0.00	
Brandon Brinegar	383	3	bk128				0	127.67	- 127.67	= 0.00	
Chuck M. Brisbin	11181	54	207				0	207.06	- 207.06	= 0.00	
Cody D. Bristow	8123	48	169	170	170	171	511	169.29	- 169.23	= 0.06	511 - 507=4
Mike Brown	9014	48	187	205	225	234	664	189.76	- 187.79	= 1.97	664 - 561=103
Bob Cherry	6134	54	113	143	133	154	430	115.16	- 113.59	= 1.57	430 - 339=91
Brandon J. Clement	6491	45	144	145	122	154	421	144.00	- 144.24	= -0.24	421 - 432=-11
Javan D. Clement	8271	48	172	201	145	151	497	171.92	- 172.31	= -0.39	497 - 516=-19
Brandon M. Conyers	8950	48	186	212	212	214	638	188.00	- 186.46	= 1.54	638 - 558=80
Jeremy J. Dalland	9160	42	218	152	206	222	580	216.44	- 218.10	= -1.65	580 - 654=-74
Matthew J. Doerr	4287	33	129				0	129.91	- 129.91	= 0.00	
Chris P. Drew	779	6	129				0	129.83	- 129.83	= 0.00	
Anthony C. Eigenberg	10773	54	199	230	228	192	650	200.40	- 199.50	= 0.90	650 - 597=53
Cruz A. Evans	8108	48	168				0	168.92	- 168.92	= 0.00	
Jason S. Feddersen	10721	48	223	237	256	225	718	224.29	- 223.35	= 0.94	718 - 669=49
Scott A. Feddersen	3382	21	161				0	161.05	- 161.05	= 0.00	
Jeff A. Fruhling	9662	51	189				0	189.45	- 189.45	= 0.00	
Larry K. Giddings	544	3	bk181	131	145	179	455	166.50	- 181.33	= -14.83	455 - 543=-88
Conan R. Gifford	6775	44	153	a138	a138	a138	414	153.98	- 153.98	= 0.00	
Doug Giles	9056	51	177	157	179	207	543	177.76	- 177.57	= 0.19	543 - 531=12
Nate Grabenstein	332	3	110				0	110.67	- 110.67	= 0.00	
Micah J. Hadley	550	3	183				0	183.33	- 183.33	= 0.00	
Larry L. Harrington	8138	51	159				0	159.57	- 159.57	= 0.00	
Gary D. Hatcher	8085	45	179	171	215	222	608	181.10	- 179.67	= 1.44	608 - 537=71
Carson M. Hemmer	824	6	137				0	137.33	- 137.33	= 0.00	
David D. Hibberd	8522	45	189	184	160	188	532	188.63	- 189.38	= -0.75	532 - 567=-35
Trevor D. Hibberd	8420	48	175	190	161	169	520	175.29	- 175.42	= -0.12	520 - 525=-5
Justin M. Hodges	9233	54	170	223	175	220	618	172.82	- 170.98	= 1.84	618 - 510=108
Quentin S. Holliday	7531	54	139	125	155	156	436	139.77	- 139.46	= 0.31	436 - 417=19
Brent E. Hollis	1394	9	154	127	190	152	469	155.25	- 154.89	= 0.36	469 - 462=7

Classic 2024-25

Name	-----Old-----		Old					---Average Change---			Weekly Over Avg
	Pins	Games	Avg	-1-	-2-	-3-	Total	New	Old	----> +/-	Series Avg +/-
Carter R. Hollis	10429	51	204	241	205	244	690	205.91	- 204.49	= 1.42	690 - 612=78
Leroy H. Hoss	7649	51	149				0	149.98	- 149.98	= 0.00	
Doug Houtz	2517	15	167				0	167.80	- 167.80	= 0.00	
Ben L. Howard	590	3	bk180	153	170	148	471	176.83	- 196.67	= -19.83	471 - 540=-69
Bob J. Hunt	6824	48	142	a127	a127	a127	381	142.17	- 142.17	= 0.00	
Chris C. Hunt	1028	6	171				0	171.33	- 171.33	= 0.00	
Dave Jamrog	494	3	bk148				0	164.67	- 164.67	= 0.00	
Danny Jeffryes	6197	36	172	182	137	195	514	172.08	- 172.14	= -0.06	514 - 516=-2
Jerred J. Johnson	631	3	bk205				0	210.33	- 210.33	= 0.00	
Andrew J. Kennedy	5944	42	141				0	141.52	- 141.52	= 0.00	
Bill Kirkland	8069	51	158	162	130	181	473	158.19	- 158.22	= -0.03	473 - 474=-1
Josh K. Krolikowski	8894	45	197	171	208	217	596	197.71	- 197.64	= 0.06	596 - 591=5
John L. Krotz	1744	9	bk193				0	193.78	- 193.78	= 0.00	
Austin M. Longmore	9414	48	196	177	177	206	560	195.57	- 196.13	= -0.56	560 - 588=-28
Chris R. Lytle	6494	39	166				0	166.51	- 166.51	= 0.00	
Michael G. Marcellus	10565	54	195	182	257	181	620	196.23	- 195.65	= 0.58	620 - 585=35
Todd M. Mathews	1284	6	bk205				0	214.00	- 214.00	= 0.00	
Sean A. McBride	7693	54	142	153	179	149	481	143.40	- 142.46	= 0.94	481 - 426=55
Mike McCollough	5261	33	159	a144	a144	a144	432	159.42	- 159.42	= 0.00	
Tom McLeod	1540	9	171	181	164	235	580	176.67	- 171.11	= 5.56	580 - 513=67
Ethan M. Mizner	3638	24	151				0	151.58	- 151.58	= 0.00	
Shawn E. Mizner	7404	42	176	159	226	203	588	177.60	- 176.29	= 1.31	588 - 528=60
Tyler L. Mizner	7811	42	185	183	187	190	560	186.02	- 185.98	= 0.05	560 - 555=5
Kevin L. Moriarty	9647	54	178	211	180	217	608	179.91	- 178.65	= 1.26	608 - 534=74
Matt W. Morrow	2099	12	bk174	201	168	179	548	176.47	- 174.92	= 1.55	548 - 522=26
Hewitt P. Moyer	6376	36	177				0	177.11	- 177.11	= 0.00	
Johnny L. Nikkila	8760	51	171	182	243	166	591	173.17	- 171.76	= 1.40	591 - 513=78
Brad M. Olson	4240	21	201	209	223	212	644	203.50	- 201.90	= 1.60	644 - 603=41
Nolan P. Parr	3445	27	127	175	117	121	413	128.60	- 127.59	= 1.01	413 - 381=32
Brooks D. Paul	6477	54	119	112	134	170	416	120.93	- 119.94	= 0.99	416 - 357=59
John W. Paul	6007	51	117	94	121	96	311	117.00	- 117.78	= -0.78	311 - 351=-40
Alex J. Peden	8039	54	148	167	129	161	457	149.05	- 148.87	= 0.18	457 - 444=13
Jake W. Peden	7749	48	161	215	169	193	577	163.25	- 161.44	= 1.82	577 - 483=94
Greg A. Pettit	2906	14	207				0	207.57	- 207.57	= 0.00	
Tom Richmond	10039	51	196	215	242	134	591	196.85	- 196.84	= 0.01	591 - 588=3
Lane E. Riffey	9515	54	176	237	150	192	579	177.09	- 176.20	= 0.88	579 - 528=51
Trevor A. Roberts	5328	33	161	a 146	122	144	412	159.83	- 161.45	= -1.63	
Jacob M. Rodriguez	924	9	102				0	102.67	- 102.67	= 0.00	
Jacob D. Roth	3563	36	98				0	98.97	- 98.97	= 0.00	
Doug Samuelson	5387	39	138	164	128	145	437	138.67	- 138.13	= 0.54	437 - 414=23
Jared J. Samuelson	10931	51	214	198	247	266	711	215.59	- 214.33	= 1.26	711 - 642=69

Classic 2024-25

Name	-----Old-----		Old					---Average Change---			Weekly Over Avg
	Pins	Games	Avg	-1-	-2-	-3-	Total	New	Old	----> +/-	Series Avg +/-
Dan Schmidt	6235	30	207	185	233	223	641	208.36	- 207.83	= 0.53	641 - 621=20
Kurt L. Schmidt	8719	45	193	210	204	170	584	193.81	- 193.76	= 0.06	584 - 579=5
Jerry Schmitz	2771	15	184				0	184.73	- 184.73	= 0.00	
Craig A. Schutt	7832	48	163	126	150	169	445	162.29	- 163.17	= -0.87	445 - 489=-44
Richard M. Serr	524	3	bk161	138	181	170	489	168.83	- 174.67	= -5.83	489 - 483=6
Devon L. Smith	1111	6	bk184				0	185.17	- 185.17	= 0.00	
Tom Soderholm	1147	6	bk188				0	191.17	- 191.17	= 0.00	
Chris L. Stapleton	8732	54	161	203	159	172	534	162.56	- 161.70	= 0.86	534 - 483=51
Bob Stevens	8430	54	156	137	174	191	502	156.70	- 156.11	= 0.59	502 - 468=34
Ivan D. Stones	8497	51	166	156	214	200	570	167.91	- 166.61	= 1.30	570 - 498=72
Jason D. Stubbs	8637	48	179	211	192	257	660	182.29	- 179.94	= 2.36	660 - 537=123
Ron J. Studnicka	8189	51	160	184	150	169	503	160.96	- 160.57	= 0.39	503 - 480=23
Masato M. Sugita	10088	54	186	161	226	205	592	187.37	- 186.81	= 0.55	592 - 558=34
Justin R. Swanek	8753	42	208	232	196	180	608	208.02	- 208.40	= -0.38	608 - 624=-16
Gordon E. Thiessen	2776	12	231				0	231.33	- 231.33	= 0.00	
Bobby Turner Jr	7570	45	168	177	166	141	484	167.79	- 168.22	= -0.43	484 - 504=-20
Bob G. Vogt	552	3	bk164				0	184.00	- 184.00	= 0.00	
Cory D. Waddell	8934	45	198	246	214	213	673	200.15	- 198.53	= 1.61	673 - 594=79
Ryan E. Walton	9279	45	206	246	234	228	708	208.06	- 206.20	= 1.86	708 - 618=90
Kevin L. Wise	9449	51	185	179	139	157	475	183.78	- 185.27	= -1.50	475 - 555=-80
Mark A. Woodside	5586	39	143				0	143.23	- 143.23	= 0.00	
Mark A. Yonkers	1106	6	bk201				0	184.33	- 184.33	= 0.00	
Eric R. Zikmund	4092	21	194	167	168	214	549	193.38	- 194.86	= -1.48	549 - 582=-33
Jarod D. Zikmund	10012	48	208	180	202	279	661	209.27	- 208.58	= 0.69	661 - 624=37

Classic 2024-25

Big Apple Fun Center

* Bowlers listed must have a minimum of 1 games.

High Average Listing

	<u>Name</u>	<u>True Average</u>	<u>Pins</u>	<u>Gms</u>	<u>To Raise Avg +1</u>	<u>To Drop Avg -1</u>
1	Gordon E. Thiessen	231.33	2776	12	704	688
2	Jason S. Feddersen	224.29	11439	51	711	656
3	Jeremy J. Dalland	216.44	9740	45	676	627
4	Jared J. Samuelson	215.59	11642	54	670	612
5	Todd M. Mathews	214.00	1284	6	651	641
6	Jerred J. Johnson	210.33	631	3	635	628
7	Jarod D. Zikmund	209.27	10673	51	667	612
8	Dan Schmidt	208.36	6876	33	648	611
9	Ryan E. Walton	208.06	9987	48	672	620
10	Justin R. Swanek	208.02	9361	45	671	622
11	Greg A. Pettit	207.57	2906	14	630	612
12	Chuck M. Brisbin	207.06	11181	54	675	617
13	Eric R. Bedke	206.00	618	3	624	617
14	Carter R. Hollis	205.91	11119	54	623	565
15	Keith A. Albright	205.00	615	3	621	614
16	Brad M. Olson	203.50	4884	24	624	596
17	Anthony C. Eigenberg	200.40	11423	57	637	576
18	Cory D. Waddell	200.15	9607	48	644	592
19	Josh K. Krolikowski	197.71	9490	48	608	556
20	Tom Richmond	196.85	10630	54	599	541
21	Michael G. Marcellus	196.23	11185	57	635	574
22	Austin M. Longmore	195.57	9974	51	610	555
23	Scott A. Bauer	195.12	9951	51	633	578
24	Tim Adkins	194.22	1748	9	592	579
25	Kurt L. Schmidt	193.81	9303	48	591	539
26	John L. Krotz	193.78	1744	9	584	571
27	Eric R. Zikmund	193.38	4641	24	597	569
28	Tom Soderholm	191.17	1147	6	581	571
29	Mike Brown	189.76	9678	51	582	527
30	Jeff A. Fruhling	189.45	9662	51	598	543
31	David D. Hibberd	188.63	9054	48	585	533
32	Brandon M. Conyers	188.00	9588	51	618	563
33	Masato M. Sugita	187.37	10680	57	600	539
34	Tyler L. Mizner	186.02	8371	45	605	556
35	Devon L. Smith	185.17	1111	6	563	553
36	Jerry Schmitz	184.73	2771	15	559	540
37	Mark A. Yonkers	184.33	1106	6	559	549
38	Bob G. Vogt	184.00	552	3	558	551
39	Kevin L. Wise	183.78	9924	54	564	506
40	Micah J. Hadley	183.33	550	3	554	547
41	Jason D. Stubbs	182.29	9297	51	585	530
42	Gary D. Hatcher	181.10	8693	48	589	537
43	Logan J. Albright	181.00	7059	39	585	542
44	Kevin L. Moriarty	179.91	10255	57	545	484
45	Doug Giles	177.76	9599	54	547	489
46	Shawn E. Mizner	177.60	7992	45	552	503
47	Hewitt P. Moyer	177.11	6376	36	566	526
48	Lane E. Riffey	177.09	10094	57	586	525

	Name	True Average	Pins	Gms	To Raise Avg +1	To Drop Avg -1
49	Ben L. Howard	176.83	1061	6	532	522
50	Tom McLeod	176.67	2120	12	535	519
51	Matt W. Morrow	176.47	2647	15	539	520
52	Trevor D. Hibberd	175.29	8940	51	564	509
53	Johnny L. Nikkila	173.17	9351	54	567	509
54	Justin M. Hodges	172.82	9851	57	529	468
55	Danny Jeffryes	172.08	6711	39	555	512
56	Javan D. Clement	171.92	8768	51	520	465
57	Chris C. Hunt	171.33	1028	6	520	510
58	Nathan Banks	170.93	5128	30	515	481
59	Cody D. Bristow	169.29	8634	51	546	491
60	Cruz A. Evans	168.92	8108	48	511	459
61	Richard M. Serr	168.83	1013	6	508	498
62	Ivan D. Stones	167.91	9067	54	509	451
63	Doug Houtz	167.80	2517	15	507	488
64	Bobby Turner Jr	167.79	8054	48	514	462
65	Chris R. Lytle	166.51	6494	39	520	477
66	Larry K. Giddings	166.50	999	6	504	494
67	Dave Jamrog	164.67	494	3	496	489
68	Jake W. Peden	163.25	8326	51	530	475
69	Chris L. Stapleton	162.56	9266	57	514	453
70	Craig A. Schutt	162.29	8277	51	525	470
71	Scott A. Feddersen	161.05	3382	21	506	481
72	Ron J. Studnicka	160.96	8692	54	485	427
73	Trevor A. Roberts	159.83	5594	35	486	447
74	Larry L. Harrington	159.57	8138	51	502	447
75	Mike McCollough	159.42	5261	33	499	462
76	Bill Kirkland	158.19	8542	54	521	463
77	Bob Stevens	156.70	8932	57	488	427
78	Brent E. Hollis	155.25	1863	12	477	461
79	Conan R. Gifford	153.98	6775	44	463	415
80	Ethan M. Mizner	151.58	3638	24	466	438
81	Leroy H. Hoss	149.98	7649	51	451	396
82	Alex J. Peden	149.05	8496	57	504	443
83	Brandon J. Clement	144.00	6912	48	483	431
84	Sean A. McBride	143.40	8174	57	466	405
85	Mark A. Woodside	143.23	5586	39	462	419
86	Bob J. Hunt	142.17	6824	48	469	417
87	Andrew J. Kennedy	141.52	5944	42	446	400
88	Scott A. Asay	139.96	3359	24	421	393
89	Quentin S. Holliday	139.77	7967	57	433	372
90	Doug Samuelson	138.67	5824	42	431	385
91	Carson M. Hemmer	137.33	824	6	418	408
92	Blake R. Bogus	136.42	4502	33	430	393
93	Matthew J. Doerr	129.91	4287	33	393	356
94	Chris P. Drew	129.83	779	6	391	381
95	Nolan P. Parr	128.60	3858	30	399	365
96	Brandon Brinegar	127.67	383	3	385	378
97	Brooks D. Paul	120.93	6893	57	367	306
98	John W. Paul	117.00	6318	54	408	350
99	Bob Cherry	115.16	6564	57	396	335
100	Nate Grabenstein	110.67	332	3	334	327

Classic 2024-25

	<u>Name</u>	<u>True Average</u>	<u>Pins</u>	<u>Gms</u>	<u>To Raise Avg +1</u>	<u>To Drop Avg -1</u>
101	Jacob M. Rodriguez	102.67	924	9	312	299
102	Jacob D. Roth	98.97	3563	36	298	258

Classic 2024-25

Big Apple Fun Center

* Bowlers listed must have a minimum of 22 games.

Note: This report includes information through January 27 which is Week 19 of 32

Most Improved Averages

Name	True		Most Improved		Name	True		Most Improved	
	Average	Gms	Avg	+/-		Average	Gms	Avg	+/-
Cody D. Bristow	169.29	51	153	+16.29	Justin M. Hodges	172.82	57	170	+2.82
Javan D. Clement	171.92	51	157	+14.92	Jared J. Samuelson	215.59	54	213	+2.59
Jake W. Peden	163.25	51	150	+13.25	Brad M. Olson	203.50	24	201	+2.50
Scott A. Bauer	195.12	51	183	+12.12	Blake R. Bogus	136.42	33	134	+2.42
Ron J. Studnicka	160.96	54	149	+11.96	Jason D. Stubbs	182.29	51	180	+2.29
Bob J. Hunt	142.17	48	131	+11.17	Chris L. Stapleton	162.56	57	161	+1.56
Cory D. Waddell	200.15	48	189	+11.15	Jeff A. Fruhling	189.45	51	188	+1.45
Brandon M. Conyers	188.00	51	177	+11.00	Dan Schmidt	208.36	33	207	+1.36
Johnny L. Nikkila	173.17	54	163	+10.17	Bill Kirkland	158.19	54	157	+1.19
Ryan E. Walton	208.06	48	199	+9.06	Jacob D. Roth	98.97	36	98	+0.97
Masato M. Sugita	187.37	57	179	+8.37	Mike Brown	189.76	51	189	+0.76
Tom Richmond	196.85	54	189	+7.85	Sean A. McBride	143.40	57	143	+0.40
Josh K. Krolikowski	197.71	48	190	+7.71	Trevor D. Hibberd	175.29	51	175	+0.29
Austin M. Longmore	195.57	51	188	+7.57	Danny Jeffryes	172.08	39	172	+0.08
Bob Cherry	115.16	57	108	+7.16	Ivan D. Stones	167.91	54	168	-0.09
Gary D. Hatcher	181.10	48	174	+7.10	Quentin S. Holliday	139.77	57	140	-0.23
Andrew J. Kennedy	141.52	42	135	+6.52	Ethan M. Mizner	151.58	24	152	-0.42
Hewitt P. Moyer	177.11	36	171	+6.11	Eric R. Zikmund	193.38	24	194	-0.63
Chuck M. Brisbin	207.06	54	201	+6.06	Doug Giles	177.76	54	179	-1.24
Brooks D. Paul	120.93	57	115	+5.93	Justin R. Swanek	208.02	45	210	-1.98
Kevin L. Moriarty	179.91	57	174	+5.91	Nathan Banks	170.93	30	173	-2.07
Lane E. Riffey	177.09	57	172	+5.09	Matthew J. Doerr	129.91	33	132	-2.09
Alex J. Peden	149.05	57	144	+5.05	Bobby Turner Jr	167.79	48	170	-2.21
Leroy H. Hoss	149.98	51	145	+4.98	Kevin L. Wise	183.78	54	186	-2.22
Bob Stevens	156.70	57	152	+4.70	Craig A. Schutt	162.29	51	165	-2.71
Doug Samuelson	138.67	42	134	+4.67	Logan J. Albright	181.00	39	184	-3.00
Larry L. Harrington	159.57	51	155	+4.57	Kurt L. Schmidt	193.81	48	197	-3.19
Michael G. Marcellus	196.23	57	192	+4.23	Shawn E. Mizner	177.60	45	181	-3.40
Conan R. Gifford	153.98	44	150	+3.98	Jarod D. Zikmund	209.27	51	213	-3.73
Carter R. Hollis	205.91	54	202	+3.91	Mark A. Woodside	143.23	39	147	-3.77
David D. Hibberd	188.63	48	185	+3.63	Trevor A. Roberts	159.83	35	164	-4.17
Nolan P. Parr	128.60	30	125	+3.60	Jason S. Feddersen	224.29	51	229	-4.71
Mike McCollough	159.42	33	156	+3.42	Cruz A. Evans	168.92	48	176	-7.08
Tyler L. Mizner	186.02	45	183	+3.02	Anthony C. Eigenberg	200.40	57	208	-7.60
John W. Paul	117.00	54	114	+3.00	Chris R. Lytle	166.51	39	179	-12.49
Brandon J. Clement	144.00	48	141	+3.00	Jeremy J. Dalland	216.44	45	229	-12.56
Scott A. Asay	139.96	24	137	+2.96					

Classic 2024-25

Big Apple Fun Center

* Bowlers listed must have a minimum of 1 games.

Most Pins Over Average

Name	-----Old-----		Old					---Average Change---			Weekly Over Avg
	Pins	Games	Avg	-1-	-2-	-3-	Total	New	Old	---> +/-	Series Avg +/-
Jason D. Stubbs	8637	48	179	211	192	257	660	182.29	- 179.94	= 2.36	660 - 537=123
Justin M. Hodges	9233	54	170	223	175	220	618	172.82	- 170.98	= 1.84	618 - 510=108
Mike Brown	9014	48	187	205	225	234	664	189.76	- 187.79	= 1.97	664 - 561=103
Jake W. Peden	7749	48	161	215	169	193	577	163.25	- 161.44	= 1.82	577 - 483=94
Bob Cherry	6134	54	113	143	133	154	430	115.16	- 113.59	= 1.57	430 - 339=91
Ryan E. Walton	9279	45	206	246	234	228	708	208.06	- 206.20	= 1.86	708 - 618=90
Brandon M. Conyers	8950	48	186	212	212	214	638	188.00	- 186.46	= 1.54	638 - 558=80
Cory D. Waddell	8934	45	198	246	214	213	673	200.15	- 198.53	= 1.61	673 - 594=79
Johnny L. Nikkila	8760	51	171	182	243	166	591	173.17	- 171.76	= 1.40	591 - 513=78
Carter R. Hollis	10429	51	204	241	205	244	690	205.91	- 204.49	= 1.42	690 - 612=78
Kevin L. Moriarty	9647	54	178	211	180	217	608	179.91	- 178.65	= 1.26	608 - 534=74
Ivan D. Stones	8497	51	166	156	214	200	570	167.91	- 166.61	= 1.30	570 - 498=72
Gary D. Hatcher	8085	45	179	171	215	222	608	181.10	- 179.67	= 1.44	608 - 537=71
Scott A. Bauer	9302	48	193	255	195	199	649	195.12	- 193.79	= 1.33	649 - 579=70
Jared J. Samuelson	10931	51	214	198	247	266	711	215.59	- 214.33	= 1.26	711 - 642=69
Tom McLeod	1540	9	171	181	164	235	580	176.67	- 171.11	= 5.56	580 - 513=67
Shawn E. Mizner	7404	42	176	159	226	203	588	177.60	- 176.29	= 1.31	588 - 528=60
Brooks D. Paul	6477	54	119	112	134	170	416	120.93	- 119.94	= 0.99	416 - 357=59
Sean A. McBride	7693	54	142	153	179	149	481	143.40	- 142.46	= 0.94	481 - 426=55
Anthony C. Eigenberg	10773	54	199	230	228	192	650	200.40	- 199.50	= 0.90	650 - 597=53
Lane E. Riffey	9515	54	176	237	150	192	579	177.09	- 176.20	= 0.88	579 - 528=51
Chris L. Stapleton	8732	54	161	203	159	172	534	162.56	- 161.70	= 0.86	534 - 483=51
Jason S. Feddersen	10721	48	223	237	256	225	718	224.29	- 223.35	= 0.94	718 - 669=49
Brad M. Olson	4240	21	201	209	223	212	644	203.50	- 201.90	= 1.60	644 - 603=41
Jarod D. Zikmund	10012	48	208	180	202	279	661	209.27	- 208.58	= 0.69	661 - 624=37
Michael G. Marcellus	10565	54	195	182	257	181	620	196.23	- 195.65	= 0.58	620 - 585=35
Bob Stevens	8430	54	156	137	174	191	502	156.70	- 156.11	= 0.59	502 - 468=34
Masato M. Sugita	10088	54	186	161	226	205	592	187.37	- 186.81	= 0.55	592 - 558=34
Nolan P. Parr	3445	27	127	175	117	121	413	128.60	- 127.59	= 1.01	413 - 381=32
Matt W. Morrow	2099	12	bk174	201	168	179	548	176.47	- 174.92	= 1.55	548 - 522=26
Ron J. Studnicka	8189	51	160	184	150	169	503	160.96	- 160.57	= 0.39	503 - 480=23
Doug Samuelson	5387	39	138	164	128	145	437	138.67	- 138.13	= 0.54	437 - 414=23
Dan Schmidt	6235	30	207	185	233	223	641	208.36	- 207.83	= 0.53	641 - 621=20
Quentin S. Holliday	7531	54	139	125	155	156	436	139.77	- 139.46	= 0.31	436 - 417=19
Alex J. Peden	8039	54	148	167	129	161	457	149.05	- 148.87	= 0.18	457 - 444=13
Doug Giles	9056	51	177	157	179	207	543	177.76	- 177.57	= 0.19	543 - 531=12
Brent E. Hollis	1394	9	154	127	190	152	469	155.25	- 154.89	= 0.36	469 - 462=7

Classic 2024-25

Name	-----Old-----		Old					---Average Change---			Weekly Over Avg
	Pins	Games	Avg	-1-	-2-	-3-	Total	New	Old	----> +/-	Series Avg +/-
Richard M. Serr	524	3	bk161	138	181	170	489	168.83	- 174.67	= -5.83	489 - 483=6
Tyler L. Mizner	7811	42	185	183	187	190	560	186.02	- 185.98	= 0.05	560 - 555=5
Josh K. Krolkowski	8894	45	197	171	208	217	596	197.71	- 197.64	= 0.06	596 - 591=5
Kurt L. Schmidt	8719	45	193	210	204	170	584	193.81	- 193.76	= 0.06	584 - 579=5
Cody D. Bristow	8123	48	169	170	170	171	511	169.29	- 169.23	= 0.06	511 - 507=4
Tom Richmond	10039	51	196	215	242	134	591	196.85	- 196.84	= 0.01	591 - 588=3
Bill Kirkland	8069	51	158	162	130	181	473	158.19	- 158.22	= -0.03	473 - 474=-1
Danny Jeffryes	6197	36	172	182	137	195	514	172.08	- 172.14	= -0.06	514 - 516=-2
Trevor D. Hibberd	8420	48	175	190	161	169	520	175.29	- 175.42	= -0.12	520 - 525=-5
Brandon J. Clement	6491	45	144	145	122	154	421	144.00	- 144.24	= -0.24	421 - 432=-11
Justin R. Swanek	8753	42	208	232	196	180	608	208.02	- 208.40	= -0.38	608 - 624=-16
Javan D. Clement	8271	48	172	201	145	151	497	171.92	- 172.31	= -0.39	497 - 516=-19
Bobby Turner Jr	7570	45	168	177	166	141	484	167.79	- 168.22	= -0.43	484 - 504=-20
Austin M. Longmore	9414	48	196	177	177	206	560	195.57	- 196.13	= -0.56	560 - 588=-28
Eric R. Zikmund	4092	21	194	167	168	214	549	193.38	- 194.86	= -1.48	549 - 582=-33
David D. Hibberd	8522	45	189	184	160	188	532	188.63	- 189.38	= -0.75	532 - 567=-35
John W. Paul	6007	51	117	94	121	96	311	117.00	- 117.78	= -0.78	311 - 351=-40
Logan J. Albright	6556	36	182	163	170	170	503	181.00	- 182.11	= -1.11	503 - 546=-43
Craig A. Schutt	7832	48	163	126	150	169	445	162.29	- 163.17	= -0.87	445 - 489=-44
Ben L. Howard	590	3	bk180	153	170	148	471	176.83	- 196.67	= -19.83	471 - 540=-69
Jeremy J. Dalland	9160	42	218	152	206	222	580	216.44	- 218.10	= -1.65	580 - 654=-74
Kevin L. Wise	9449	51	185	179	139	157	475	183.78	- 185.27	= -1.50	475 - 555=-80
Larry K. Giddings	544	3	bk181	131	145	179	455	166.50	- 181.33	= -14.83	455 - 543=-88

Classic 2024-25

Big Apple Fun Center

This report is for scores bowled January 27 which is Week 19 of 32

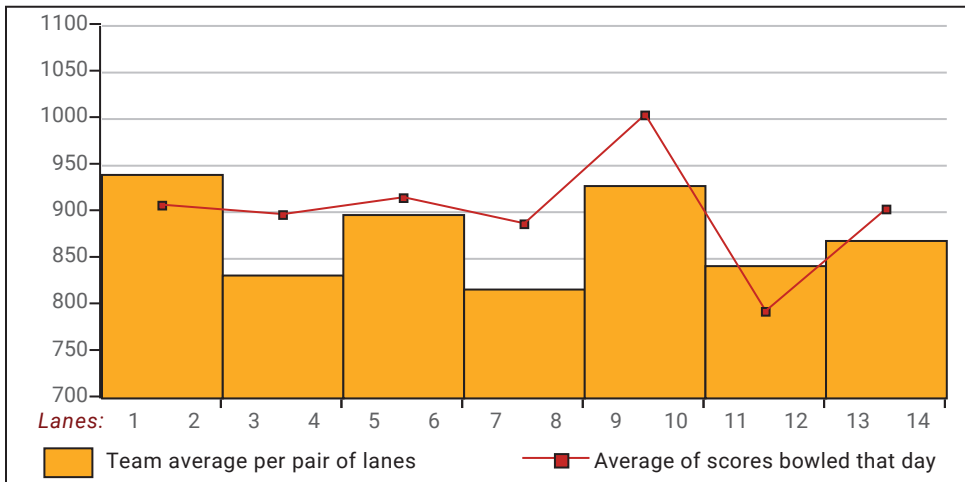
This Week's Statistics: Lefties vs Righties

Unless designated left handed, bowlers are considered right handed.

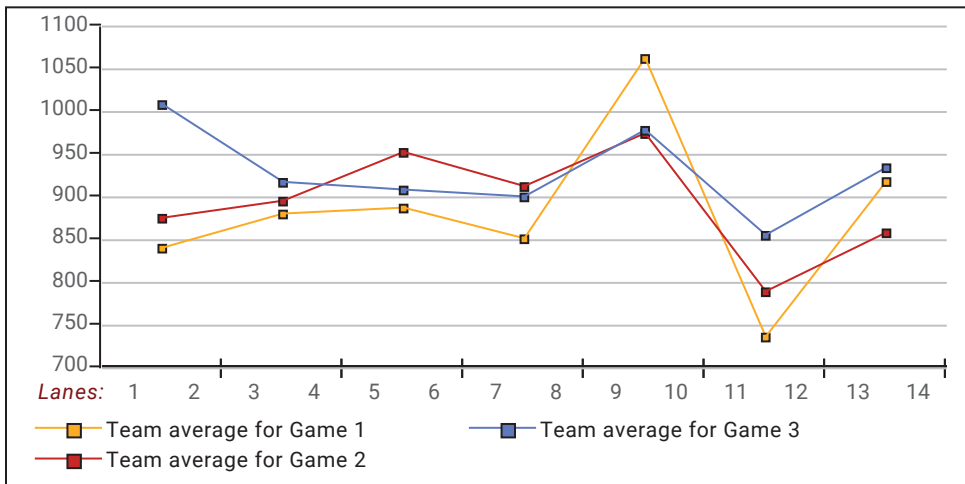
	Over All	Right	Left
How many people bowled	61	58	3
Number of games bowled	182	174	8
Actual average of week's scores	183.53	184.06	172.00
How many games above average	111	106	5
How many games below average	71	68	3
Pins above/below average per game	7.46	7.54	5.75
How many people raised average	42	40	2
by this amount	1.09	1.09	1.08
How many people went down	19	18	1
by this amount	-2.76	-2.83	-1.63
League average before bowling	176.51	177.05	166.04
League average after bowling	176.40	176.92	166.21
Change in league average	-0.11	-0.13	0.17
800s	--	--	--
775s	--	--	--
750s	--	--	--
725s	--	--	--
700s	3	3	--
675s	1	1	--
650s	5	4	1
625s	4	4	--
600s	5	5	--
575s	10	10	--
550s	3	3	--
525s	5	5	--
500s	6	6	--
475s	5	5	--
450s	5	5	--
425s	4	3	1
400s	4	3	1
below 400	1	1	--
300s	--	--	--
275s	1	1	--
250s	5	5	--
225s	21	20	1
200s	37	35	2
175s	39	39	--
150s	48	47	1
125s	23	20	3
100s	6	5	1
below 100	2	2	--

This report is for scores bowled January 27 which is Week 19 of 32

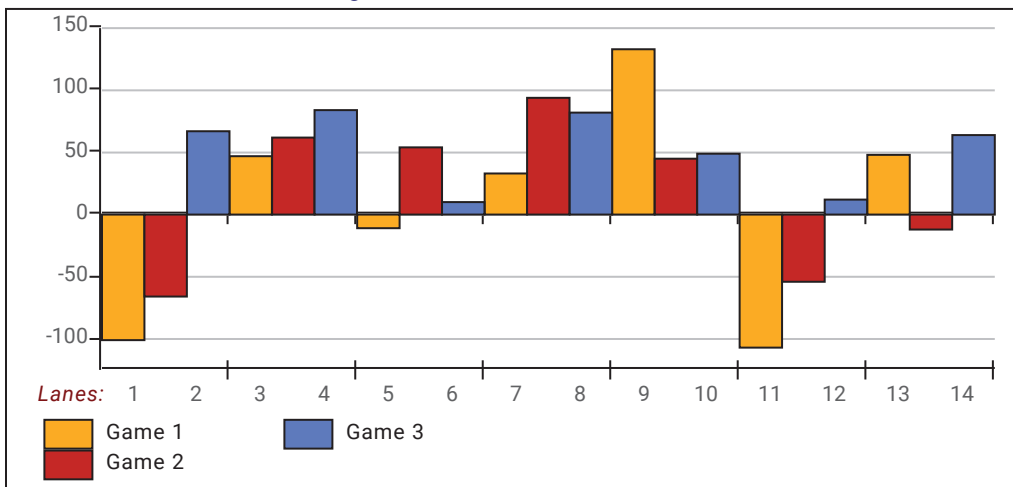
Team Average vs Avg of Scores



Average of Scores for Each Game

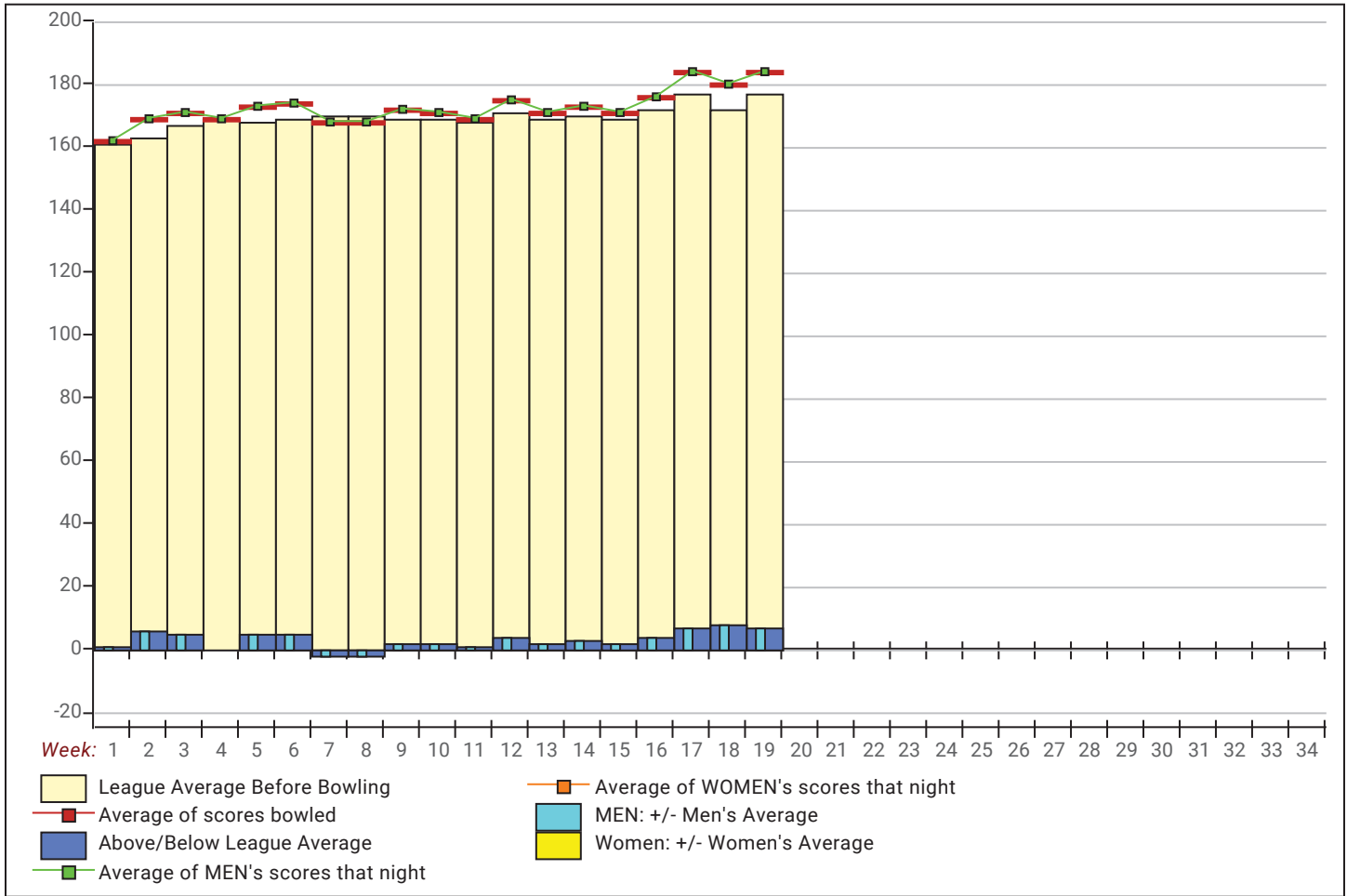


Amount Over/Under Team Average



This report is for scores bowled January 27 which is Week 19 of 32

League Average Week-by-Week



League Average Statistics for Last Week

	League	Right Hand	Left Hand
League Average Before Bowling	176.51	177.05	166.04
Average of scores bowled that night	183.53	184.06	172.00
New League Average After Bowling	176.40	176.92	166.21
Change in League Average	-.11	-.13	.17
People Who Bowled Over Average	42	40	
People Who Bowled Under Average	19	18	
Average Amount of Series Over Avg	50.07	50.03	51.00
Average Amount of Series Under Avg	-31.53	-38.28	90.00
Difference Avg, NiteAvg	7.46	7.54	5.75
Number of Bowlers	61	58	
Number of Games Bowled	182	174	
People Who Raised Their Average	42	40	
Raised By an Average of This Amount	1.09	1.09	1.08
People Who Lowered Their Average	19	18	
Lowered By an Average of This Amou	-2.76	-2.83	-1.63
Number of Games Bowled Over Avera	111	106	
Number of Games Bowled Under Avera	71	68	

Note: Averages are based only on people who bowled.

Press Release -- 1/28/2025

1/27/2025 Week 19 of 32

Classic 2024-25

Monday 6:30 pm

Big Apple Fun Center

Lanes 1 - 14

Team Standings

Place	Team Name	Avg p/gm	Points Won	Points Lost	Year-To-Date WON	Y-T-D LOST
1	Super Cool Unnamed Team	984	220½	139½	404½	355½
2	Peerless Machine	731	207	153	437½	322½
3	West	893	203	157	357½	402½
4	AB Service & Repair	901	198½	161½	397	363
5	Kennedy Arborcare	842	197	163	382	378
6	Kirkland Siding	831	195½	164½	435½	324½
7	Cornhusker Ag/Rising Ag	884	190½	169½	357	403
8	Auto Central	755	190	170	349½	410½
9	Jack Lederman Co.	888	161	199	340½	419½
10	Little Mexico Restaurant	770	159	201	330½	429½
11	Common Cents Bookkeeping	911	146½	213½	333½	426½
12	Wii Bowling World Champs	863	144	216	436½	323½
13	Sorensen Group	941	124	236	341	419
14	Draw Team	872	183½	176½	417½	342½

*** Although not shown, standings are determined by points only for the current split

Last Week's Top Scores

Scratch Game		Scratch Series		Handicap Game		Handicap Series	
279	Jarod Zikmund	718	Jason Feddersen	293	Jason Stubbs	768	Jason Stubbs
266	Jared Samuelson	711	Jared Samuelson	287	Johnny Nikkila	753	Justin Hodges
257	Michael Marcellus	708	Ryan Walton	286	Jarod Zikmund	748	Mike Brown
257	Jason Stubbs	690	Carter Hollis	279	Tom McLeod	739	Jake Peden
256	Jason Feddersen	673	Cory Waddell	277	Michael Marcellus	736	Bob Cherry
255	Scott Bauer	664	Mike Brown	277	Scott Bauer	735	Ryan Walton
246	Ryan Walton	661	Jarod Zikmund	276	Lane Riffey	725	Brandon Conyers
246	Cory Waddell	660	Jason Stubbs	269	Jake Peden	724	Cory Waddell
244	Carter Hollis	650	Anthony Eigenberg	268	Justin Hodges	723	Johnny Nikkila
243	Johnny Nikkila	649	Scott Bauer	267	Jared Samuelson	723	Carter Hollis

Local and Bowling Center Awards

Name	USBC ID Number	Award Average	Award Games	G1	G2	G3	Series	Award Score	Award Received
Scott A. Bauer	1494-1881 USBC	193	48	255	195	199	649	255	250 Game (Local Assoc. Awards)
Mike Brown	11-463941 USBC	187	48	205	225	234	664	225	225 Game (Local Assoc. Awards)
	11-463941 USBC	187	48	205	225	234	664	234	225 Game (Local Assoc. Awards)
Bob Cherry	1494-11 USBC	113	54	143	133	154	430	430	400 Series (Local Assoc. Awards)
	1494-11 USBC	113	54	143	133	154	430	154	150 Game (Local Assoc. Awards)
Jason S. Feddersen	11-389086 USBC	223	48	237	256	225	718	718	700 Series (Local Assoc. Awards)
Gary D. Hatcher	1494-256 USBC	179		171	215	222	608	215	Clean Game (199 Average or Les (Local Ass
Justin M. Hodges	11-718687 USBC	170	54	223	175	220	618	618	600 Series (Local Assoc. Awards)
Michael G. Marcellus	11-520037 USBC	195	54	182	257	181	620	257	250 Game (Local Assoc. Awards)
Tom McLeod	1494-2556 USBC	184	36	181	164	235	580	235	225 Game (Local Assoc. Awards)
Shawn E. Mizner	1494-1721 USBC	176	42	159	226	203	588	226	225 Game (Local Assoc. Awards)
Kevin L. Moriarty	1494-689 USBC	178		211	180	217	608	217	Clean Game (199 Average or Les (Local Ass
Johnny L. Nikkila	1494-182 USBC	171		182	243	166	591	243	Clean Game (199 Average or Les (Local Ass
	1494-182 USBC	171	51	182	243	166	591	243	225 Game (Local Assoc. Awards)
Nolan P. Parr	15-159300 USBC	127	27	175	117	121	413	175	175 Game (Local Assoc. Awards)
Brooks D. Paul	9726-4344 USBC	119	54	112	134	170	416	416	400 Series (Local Assoc. Awards)
	9726-4344 USBC	119	54	112	134	170	416	170	150 Game (Local Assoc. Awards)
Jake W. Peden	8237-527 USBC	161	48	215	169	193	577	215	200 Game (Local Assoc. Awards)

Press Release -- 1/28/2025

Classic 2024-25

Name	USBC ID Number	Award Average	Award Games	G1	G2	G3	Series	Award Score	Award Received
Lane E. Riffey	9726-4347 USBC	176	54	237	150	192	579	237	225 Game (Local Assoc. Awards)
Jared J. Samuelson	6201-21 USBC	214	51	198	247	266	711	711	700 Series (Local Assoc. Awards)
	6201-21 USBC	214	51	198	247	266	711	266	250 Game (Local Assoc. Awards)
Chris L. Stapleton	1494-452 USBC	161	54	203	159	172	534	203	200 Game (Local Assoc. Awards)
Jason D. Stubbs	1494-1079 USBC	179	48	211	192	257	660	257	75 Pins Over Average (Local Assoc. Awards)
	1494-1079 USBC	179	48	211	192	257	660	257	250 Game (Local Assoc. Awards)
Masato M. Sugita	9726-4328 USBC	186	54	161	226	205	592	226	225 Game (Local Assoc. Awards)
Ryan E. Walton	8194-541 USBC	206	45	246	234	228	708	708	700 Series (Local Assoc. Awards)
Jarod D. Zikmund	6201-122 USBC	208	48	180	202	279	661	279	275 Game (Local Assoc. Awards)