

Classic 2024-25

Monday 6:30 pm

Big Apple Fun Center

Lanes 7 - 20

President: Doug Giles (308)627-5683

Vice President: Austin Longmore (308)233-1251

Secretary/Treasurer: Gary Hatcher (308)238-3914

Team Standings

Place	#	Team Name	Points Won	Points Lost	%Won	Pins + HDCP	Scratch Pins	Avg p/gm	High Game	High Sers	HDCP Game	HDCP Sers
1	2	Kennedy Arborcare	190	130	59.4	59356	45418	841	1012	2851	1246	3553
2	5	Super Cool Unnamed Team	186½	133½	58.3	59032	52912	979	1203	3311	1312	3638
3	3	Kirkland Siding	185½	134½	58.0	59707	44821	830	1099	2898	1332	3597
4	8	West	182	138	56.9	58992	48072	890	1034	2894	1245	3445
5	7	Peerless Machine	180	140	56.3	59731	39241	726	852	2437	1215	3458
6	13	Auto Central	171	149	53.4	59281	40603	751	907	2452	1241	3466
7	9	AB Service & Repair	165½	154½	51.7	59089	48487	897	1036	2899	1256	3503
8	11	Cornhusker Ag/Rising Ag	160½	159½	50.2	59223	47613	881	1007	2901	1226	3558
9	10	Wii Bowling World Champs	138	182	43.1	60119	46391	859	1024	2929	1241	3528
10	4	Little Mexico Restaurant	137	183	42.8	57979	41836	774	918	2558	1191	3370
11	14	Jack Lederman Co.	134	186	41.9	59036	47864	886	1031	2959	1238	3418
12	12	Common Cents Bookkeeping	133½	186½	41.7	58544	48998	907	1075	3000	1238	3489
13	6	Sorensen Group	106	214	33.1	58333	50989	944	1171	3189	1327	3657
14	1	Draw Team	170½	149½		59549	47072	871	1171	3189	1327	3657

Review of Last Week's Bowling.....

Lanes	Team Name	HDCP -1-	HDCP -2-	HDCP -3-	HDCP Total	Last Wk WON		Team Name	HDCP -1-	HDCP -2-	HDCP -3-	HDCP Total	Last Wk WON
7-8	Draw Team	1167	1117	918	3202	18	<--->	Wii Bowling World Ch	1023	1112	1103	3238	22
9-10	Cornhusker Ag/Rising	1159	1173	1226	3558	26½	<--->	West	1157	1206	1082	3445	13½
11-12	Little Mexico Restaur	1087	1191	1059	3337	29	<--->	Common Cents Bookk	1096	1038	1026	3160	11
13-14	Peerless Machine	1113	1187	1128	3428	20	<--->	Jack Lederman Co.	1157	1112	1149	3418	20
15-16	Sorensen Group	1167	1117	918	3202	11	<--->	AB Service & Repair	1082	1167	1193	3442	29
17-18	Kennedy Arborcare	1131	1010	1131	3272	26	<--->	Auto Central	1075	1117	1068	3260	14
19-20	Super Cool Unnamed	1210	1096	1250	3556	27	<--->	Kirkland Siding	1127	1114	1122	3363	13

Lane Assignments

	1-2	3-4	5-6	7-8	9-10	11-12	13-14
Wk19 01/27	1- 14	7- 12	9- 2	13- 8	5- 10	6- 4	11- 3
Wk20 02/03	👉 Position Round						
Wk21 02/10	1- 6	11- 14	10- 13	3- 9	7- 2	12- 5	8- 4

Last Week's Top Scores

Team Scratch Game		Team Scratch Series		Team Handicap Game		Team Handicap Series	
1149	Super Cool Unnamed Team	3253	Super Cool Unnamed Team	1250	Super Cool Unnamed Team	3558	Cornhusker Ag/Risi
1028	Sorensen Group	2959	Jack Lederman Co.	1226	Cornhusker Ag/Rising Ag	3556	Super Cool Unnam
1012	AB Service & Repair	2901	Cornhusker Ag/Rising Ag	1206	West	3445	West
1007	Cornhusker Ag/Rising Ag	2899	AB Service & Repair	1193	AB Service & Repair	3442	AB Service & Repai
1004	Jack Lederman Co.	2785	Sorensen Group	1191	Little Mexico Restaurant	3428	Peerless Machine
979	West	2764	West	1187	Peerless Machine	3418	Jack Lederman Co.
912	Kennedy Arborcare	2715	Kirkland Siding	1167	Sorensen Group	3363	Kirkland Siding
911	Kirkland Siding	2615	Kennedy Arborcare	1157	Jack Lederman Co.	3337	Little Mexico Resta
892	Wii Bowling World Champs	2578	Wii Bowling World Champs	1131	Kennedy Arborcare	3272	Kennedy Arborcare
883	Little Mexico Restaurant	2464	Common Cents Bookkeepi	1127	Kirkland Siding	3260	Auto Central
864	Common Cents Bookkeepi	2423	Peerless Machine	1117	Auto Central	3238	Wii Bowling World
852	Peerless Machine	2413	Little Mexico Restaurant	1112	Wii Bowling World Champs	3202	Sorensen Group
813	Auto Central	2348	Auto Central	1096	Common Cents Bookkeepi	3160	Common Cents Bo

Last Week's Top Scores - Continued

Scratch Game		Scratch Series		Handicap Game		Handicap Series	
300	Jared Samuelson	778	Jared Samuelson	304	Jared Samuelson	797	Carter Hollis
265	Tom Richmond	755	Carter Hollis	286	Tom Richmond	790	Jared Samuelson
259	Carter Hollis	696	Ryan Walton	274	Craig Schutt	749	Scott Bauer
256	Ryan Walton	694	Jarod Zikmund	273	Carter Hollis	747	Tom Richmond
255	Jarod Zikmund	684	Tom Richmond	271	Logan Albright	736	Sean McBride
251	Jeremy Dalland	677	Scott Bauer	270	Scott Bauer	729	Ryan Walton
246	Scott Bauer	637	Jeremy Dalland	267	Ryan Walton	724	Jerry Schmitz
239	Anthony Eigenberg	634	Chuck Brisbin	267	Jake Peden	719	Mike Brown
238	Cory Waddell	633	Cory Waddell	266	Brooks Paul	718	Alex Peden
236	Logan Albright	632	Mike Brown	263	Lane Riffey	718	Jarod Zikmund
				263	Jarod Zikmund		

Season High Scores

Team Scratch Game		Team Scratch Series		Team Handicap Game		Team Handicap Series	
1203	Super Cool Unnamed Team	3311	Super Cool Unnamed Team	1332	Kirkland Siding	3657	Sorensen Group
1171	Sorensen Group	3189	Sorensen Group	1327	Sorensen Group	3638	Super Cool Unnam
1099	Kirkland Siding	3000	Common Cents Bookkeepi	1312	Super Cool Unnamed Team	3597	Kirkland Siding
1075	Common Cents Bookkeepi	2959	Jack Lederman Co.	1256	AB Service & Repair	3558	Cornhusker Ag/Risi
1036	AB Service & Repair	2929	Wii Bowling World Champs	1246	Kennedy Arborcare	3553	Kennedy Arborcare
1034	West	2901	Cornhusker Ag/Rising Ag	1245	West	3528	Wii Bowling World
1031	Jack Lederman Co.	2899	AB Service & Repair	1241	Wii Bowling World Champs	3503	AB Service & Repai
1024	Wii Bowling World Champs	2898	Kirkland Siding	1241	Auto Central	3489	Common Cents Bo
1012	Kennedy Arborcare	2894	West	1238	Common Cents Bookkeepi	3466	Auto Central
1007	Cornhusker Ag/Rising Ag	2851	Kennedy Arborcare	1238	Jack Lederman Co.	3458	Peerless Machine
918	Little Mexico Restaurant	2558	Little Mexico Restaurant	1226	Cornhusker Ag/Rising Ag	3445	West
907	Auto Central	2452	Auto Central	1215	Peerless Machine	3418	Jack Lederman Co.
852	Peerless Machine	2437	Peerless Machine	1191	Little Mexico Restaurant	3370	Little Mexico Resta

Scratch Game		Scratch Series		Handicap Game		Handicap Series	
300	Gordon Thiessen	778	Jared Samuelson	317	Trevor Hibberd	851	Hewitt Moyer
300	Jared Samuelson	760	Gordon Thiessen	310	Justin Hodges	823	Kevin Wise
290	Jason Feddersen	755	Carter Hollis	310	Hewitt Moyer	816	Masato Sugita
289	Jeremy Dalland	735	Austin Longmore	308	Bobby Turner Jr	809	Bobby Turner Jr
283	Josh Krolikowski	735	Josh Krolikowski	307	Jake Peden	807	Josh Krolikowski
279	Jarod Zikmund	728	Jason Feddersen	307	Masato Sugita	804	Austin Longmore
275	Chuck Brisbin	726	Jeremy Dalland	304	Josh Krolikowski	797	Carter Hollis
270	Masato Sugita	719	Hewitt Moyer	304	Jared Samuelson	795	Javan Clement
269	Tom Richmond	715	Todd Mathews	302	Jason Feddersen	790	Jared Samuelson
268	Justin Swanek	714	Anthony Eigenberg	301	Cody Bristow	787	Johnny Nikkila

Team Rosters

1 - Draw Team

Name	Avg	HDCP	Pins	Gms	Points Won	High Game	High Sers	HDCP Game	HDCP Sers	0's	200's	250's	0's	600's	700's
				51	28.0	246	591	295	738	41	10	--	17	--	--
				39	19.5	216	610	258	730	34	5	--	12	1	--
				36	20.5	236	607	274	736	27	9	--	11	1	--
				51	33.0	258	681	294	771	33	16	2	12	5	--
				45	28.0	283	735	304	807	28	13	4	10	3	2
				3	1.0	226	631	236	661	1	2	--	--	1	--
				42	30.0	289	726	258	671	11	26	5	1	11	2

2 - Kennedy Arborcare

Name	Avg	HDCP	Pins	Gms	Points Won	High Game	High Sers	HDCP Game	HDCP Sers	0's	200's	250's	0's	600's	700's
Matthew J. Doerr	129	86	4287	33	16.5	168	436	245	694	33	--	--	11	--	--
Andrew J. Kennedy	141	74	5944	42	27.0	194	494	270	734	42	--	--	14	--	--
Mike McCollough	159	56	5261	33	21.0	189	526	248	706	33	--	--	11	--	--
Brandon M. Conyers	186	29	8950	48	41.5	247	642	281	769	31	17	--	12	4	--
Kevin L. Wise	185	30	9449	51	31.0	256	691	290	823	36	14	1	13	4	--
Masato M. Sugita	186	29	10088	54	37.0	270	705	307	816	41	12	1	15	2	1

3 - Kirkland Siding

Name	Avg	HDCP	Pins	Gms	Points Won	High Game	High Sers	HDCP Game	HDCP Sers	0's	200's	250's	0's	600's	700's
Bill Kirkland	158	57	8069	51	36.0	213	548	272	722	48	3	--	17	--	--
Conan R. Gifford	153	62	6775	44	33.0	213	583	278	778	42	2	--	14	--	--
Larry L. Harrington	159	56	8138	51	39.0	200	545	264	743	50	1	--	17	--	--
Bobby Turner Jr	168	47	7570	45	33.0	257	665	308	809	40	3	2	13	2	--
Lane E. Riffey	176	39	9515	54	42.5	254	604	296	748	46	7	1	17	1	--
Brad M. Olson	201	14	4240	21	17.0	249	682	267	742	10	11	--	3	4	--

4 - Little Mexico Restaurant

Name	Avg	HDCP	Pins	Gms	Points Won	High Game	High Sers	HDCP Game	HDCP Sers	0's	200's	250's	0's	600's	700's
Nathan Banks	170	45	5128	30	19.0	220	560	264	692	26	4	--	10	--	--
Trevor A. Roberts	161	54	5328	33	22.0	217	536	270	705	31	2	--	11	--	--
Nolan P. Parr	127	88	3445	27	15.5	174	437	262	681	27	--	--	9	--	--
Quentin S. Holliday	139	76	7531	54	30.0	186	472	266	700	54	--	--	18	--	--
Scott A. Asay	139	76	3359	24	16.0	184	503	269	758	24	--	--	8	--	--
Cruz A. Evans	168	47	8108	48	27.0	244	588	294	737	40	8	--	16	--	--
Craig A. Schutt	163	52	7832	48	28.0	221	539	274	689	45	3	--	16	--	--

5 - Super Cool Unnamed Team

Name	Avg	HDCP	Pins	Gms	Points Won	High Game	High Sers	HDCP Game	HDCP Sers	0's	200's	250's	0's	600's	700's
Tom Richmond	196	19	10039	51	28.0	269	705	293	783	33	12	6	10	6	1
Jason D. Stubbs	179	36	8637	48	35.0	248	634	286	748	38	10	--	14	2	--
Tom McLeod	171	44	1540	9	2.0	210	537	241	630	7	2	--	3	--	--
Scott A. Bauer	193	22	9302	48	40.0	246	690	270	771	27	21	--	10	6	--
Ryan E. Walton	206	9	9279	45	38.0	256	701	274	761	16	26	3	6	8	1
Todd M. Mathews	bk205	10	1284	6	6.0	254	715	264	745	2	3	1	1	--	1
Chuck M. Brisbin	207	8	11181	54	38.5	275	700	285	760	25	25	4	5	12	1

6 - Sorensen Group

Name	Avg	HDCP	Pins	Gms	Points Won	High Game	High Sers	HDCP Game	HDCP Sers	0's	200's	250's	0's	600's	700's
Doug Giles	177	38	9056	51	28.0	246	591	295	738	41	10	--	17	--	--
Chris R. Lytle	166	49	6494	39	19.5	216	610	258	730	34	5	--	12	1	--
Logan J. Albright	182	33	6556	36	20.5	236	607	274	736	27	9	--	11	1	--
Jeff A. Fruhling	189	26	9662	51	33.0	258	681	294	771	33	16	2	12	5	--
Josh K. Krolkowski	197	18	8894	45	28.0	283	735	304	807	28	13	4	10	3	2
Jerred J. Johnson	bk205	10	631	3	1.0	226	631	236	661	1	2	--	--	1	--
Jeremy J. Dalland	218	0	9160	42	30.0	289	726	258	671	11	26	5	1	11	2

7 - Peerless Machine

Name	Avg	HDCP	Pins	Gms	Points Won	High Game	High Sers	HDCP Game	HDCP Sers	0's	200's	250's	0's	600's	700's
Jacob M. Rodriguez	102	113	924	9	5.0	146	334	256	664	9	--	--	3	--	--
Brooks D. Paul	119	96	6477	54	33.5	170	428	267	728	54	--	--	18	--	--
John W. Paul	117	98	6007	51	35.0	162	399	263	696	51	--	--	17	--	--
Nate Grabenstein	110	105	332	3		119	332	224	647	3	--	--	1	--	--
Jake W. Peden	161	54	7749	48	40.0	247	593	307	773	45	3	--	16	--	--
Alex J. Peden	148	67	8039	54	42.0	188	514	258	719	54	--	--	18	--	--
Cory D. Waddell	198	17	8934	45	39.5	258	703	279	769	23	20	2	8	6	1

8 - West

Name	Avg	HDCP	Pins	Gms	Points Won	High Game	High Sers	HDCP Game	HDCP Sers	0's	200's	250's	0's	600's	700's
Bob Stevens	156	59	8430	54	32.5	214	520	275	703	52	2	--	18	--	--
Jerry Schmitz	184	31	2771	15	12.0	210	616	248	724	8	7	--	4	1	--
Johnny L. Nikkila	171	44	8760	51	38.5	233	604	284	787	44	7	--	16	1	--
Ivan D. Stones	166	49	8497	51	27.0	224	570	275	723	49	2	--	17	--	--
Gary D. Hatcher	179	36	8085	45	22.0	226	623	267	746	33	12	--	14	1	--
Gordon E. Thiessen	231	0	2776	12	11.5	300	760	300	760	3	5	4	--	2	2
Justin R. Swanek	208	7	8753	42	28.0	268	692	274	719	17	23	2	3	11	--

9 - AB Service & Repair

Name	Avg	HDCP	Pins	Gms	Points	High	High	HDCP	HDCP	0's	200's	250's	0's	600's	700's
					Won	Game	Sers	Game	Sers						
Eric R. Bedke	206	9	618	3	4.0	227	618	236	645	1	2	--	--	1	--
Tom Soderholm	bk188	27	1147	6	4.0	211	584	238	665	4	2	--	2	--	--
Mike Brown	187	28	9014	48	36.0	242	632	270	719	33	15	--	12	4	--
Sean A. McBride	142	73	7693	54	37.5	184	511	260	736	54	--	--	18	--	--
Cody D. Bristow	169	46	8123	48	39.0	247	596	301	763	35	13	--	16	--	--
Kurt L. Schmidt	193	22	8719	45	26.0	247	641	272	745	27	18	--	9	6	--
Dan Schmidt	207	8	6235	30	20.5	239	676	251	712	9	21	--	1	9	--

10 - Wii Bowling World Champs

Name	Avg	HDCP	Pins	Gms	Points	High	High	HDCP	HDCP	0's	200's	250's	0's	600's	700's
					Won	Game	Sers	Game	Sers						
Jacob D. Roth	98	117	3563	36	29.0	143	357	267	727	36	--	--	12	--	--
Brandon J. Clement	144	71	6491	45	32.5	212	511	285	739	43	2	--	15	--	--
Scott A. Feddersen	161	54	3382	21	17.0	192	552	255	726	21	--	--	7	--	--
Matt W. Morrow	174	41	2099	12	9.0	202	553	244	660	11	1	--	4	--	--
Javan D. Clement	172	43	8271	48	41.0	236	612	299	795	35	13	--	14	2	--
Anthony C. Eigenberg	199	16	10773	54	40.5	256	714	272	750	23	30	1	12	5	1
Jason S. Feddersen	223	0	10721	48	38.0	290	728	302	764	10	29	9	1	9	6

11 - Cornhusker Ag/Rising Ag

Name	Avg	HDCP	Pins	Gms	Points	High	High	HDCP	HDCP	0's	200's	250's	0's	600's	700's
					Won	Game	Sers	Game	Sers						
Blake R. Bogus	136	79	4502	33	23.5	172	465	262	729	33	--	--	11	--	--
Doug Samuelson	138	77	5387	39	26.0	192	485	274	741	39	--	--	13	--	--
Brent E. Hollis	154	61	1394	9	6.0	226	511	300	733	8	1	--	3	--	--
Bob G. Vogt	bk164	51	552	3	3.0	201	552	252	705	2	1	--	1	--	--
Hewitt P. Moyer	177	38	6376	36	24.0	266	719	310	851	28	7	1	11	--	1
Danny Jeffries	172	43	6197	36	23.0	205	573	256	726	33	3	--	12	--	--
Carter R. Hollis	204	11	10429	51	27.5	267	755	280	797	23	21	7	4	12	1
Jared J. Samuelson	214	1	10931	51	29.0	300	778	304	790	17	27	7	4	12	1

12 - Common Cents Bookkeeping

Name	Avg	HDCP	Pins	Gms	Points	High	High	HDCP	HDCP	0's	200's	250's	0's	600's	700's
					Won	Game	Sers	Game	Sers						
Tyler L. Mizner	185	30	7811	42	34.0	233	610	267	703	29	13	--	13	1	--
Ethan M. Mizner	151	64	3638	24	10.5	237	497	291	659	22	2	--	8	--	--
Justin M. Hodges	170	45	9233	54	37.5	256	619	310	770	47	6	1	16	2	--
Shawn E. Mizner	176	39	7404	42	20.0	229	595	266	724	33	9	--	14	--	--
Michael G. Marcellus	195	20	10565	54	36.0	251	667	275	742	30	23	1	9	9	--
Austin M. Longmore	196	19	9414	48	36.5	267	735	290	804	25	21	2	9	6	1

13 - Auto Central

Name	Avg	HDCP	Pins	Gms	Points	High	High	HDCP	HDCP	0's	200's	250's	0's	600's	700's
					Won	Game	Sers	Game	Sers						
Bob Cherry	113	102	6134	54	47.0	167	417	273	744	54	--	--	18	--	--
Bob J. Hunt	142	73	6824	48	33.0	215	506	297	752	46	2	--	16	--	--
Chris C. Hunt	171	44	1028	6	3.0	212	528	251	645	4	2	--	2	--	--
Mark A. Woodside	143	72	5586	39	24.0	189	498	261	714	39	--	--	13	--	--
Chris L. Stapleton	161	54	8732	54	22.0	224	599	278	764	49	5	--	18	--	--
Kevin L. Moriarty	178	37	9647	54	30.0	256	661	294	775	39	14	1	15	3	--
John L. Krotz	193	22	1744	9	5.0	236	591	275	708	6	3	--	3	--	--

14 - Jack Lederman Co.

Name	Avg	HDCP	Pins	Gms	Points	High	High	HDCP	HDCP	0's	200's	250's	0's	600's	700's
					Won	Game	Sers	Game	Sers						
Ron J. Studnicka	160	55	8189	51	34.0	223	544	283	724	46	5	--	17	--	--
Trevor D. Hibberd	175	40	8420	48	31.5	264	567	317	726	41	6	1	16	--	--
Eric R. Zikmund	194	21	4092	21	10.0	255	659	282	740	10	10	1	4	3	--
Leroy H. Hoss	149	66	7649	51	32.0	200	499	267	700	50	1	--	17	--	--
David D. Hibberd	189	26	8522	45	23.0	247	642	281	744	26	19	--	10	5	--
Jarod D. Zikmund	208	7	10012	48	26.5	279	695	293	737	18	24	6	3	13	--

Temporary Substitutes

Name	Avg	HDCP	Pins	Gms	Points Won	High Game	High Sers	HDCP Game	HDCP Sers	0's	200's	250's	0's	600's	700's
Tim Adkins	194	21	1748	9	7.0	214	602	262	746	6	3	--	2	1	--
Keith A. Albright	205	10	615	3	2.0	227	615	237	645	1	2	--	--	1	--
Brandon Brinegar	bk128	87	383	3	1.0	145	383	232	644	3	--	--	1	--	--
Chris P. Drew	129	86	779	6	5.5	175	445	279	757	6	--	--	2	--	--
Larry K. Giddings	bk181	34	544	3	1.0	201	544	235	646	2	1	--	1	--	--
Micah J. Hadley	183	32	550	3		213	550	245	646	2	1	--	1	--	--
Carson M. Hemmer	137	78	824	6	3.0	169	417	245	645	6	--	--	2	--	--
Doug Houtz	167	48	2517	15	11.0	201	561	247	699	14	1	--	5	--	--
Ben L. Howard	bk180	35	590	3	1.0	210	590	245	695	2	1	--	1	--	--
Dave Jamrog	bk148	67	494	3	3.0	193	494	260	695	3	--	--	1	--	--
Greg A. Pettit	207	8	2906	14	6.0	247	658	263	706	5	9	--	2	2	--
Richard M. Serr	bk161	54	524	3	4.0	195	524	249	686	3	--	--	1	--	--
Devon L. Smith	bk184	31	1111	6	1.5	212	569	243	662	5	1	--	2	--	--
Mark A. Yonkers	bk201	14	1106	6	2.0	213	568	227	610	5	1	--	2	--	--

High Individual Match Points

47 Bob Cherry	42.5 Lane Riffey	42 Alex Peden	41.5 Brandon Conyers
41 Javan Clement	40.5 Anthony Eigenberg	40 Scott Bauer	40 Jake Peden
39.5 Cory Waddell	39 Larry Harrington	39 Cody Bristow	38.5 Johnny Nikkila
38.5 Chuck Brisbin	38 Ryan Walton	38 Jason Feddersen	37.5 Sean McBride

Individual High Averages

223.35 Jason Feddersen	218.10 Jeremy Dalland	214.33 Jared Samuelson	208.58 Jarod Zikmund
208.40 Justin Swanek	207.83 Dan Schmidt	207.06 Chuck Brisbin	206.20 Ryan Walton
204.49 Carter Hollis	201.90 Brad Olson	199.50 Anthony Eigenberg	198.53 Cory Waddell
197.64 Josh Krolikowski	196.84 Tom Richmond	196.13 Austin Longmore	195.65 Michael Marcellus
194.86 Eric Zikmund	193.79 Scott Bauer	193.76 Kurt Schmidt	189.45 Jeff Fruhling

Most Improved Average

153 to 169.23 = +16.23	Cody Bristow	157 to 172.31 = +15.31	Javan Clement
149 to 160.57 = +11.57	Ron Studnicka	150 to 161.44 = +11.44	Jake Peden
131 to 142.17 = +11.17	Bob Hunt	183 to 193.79 = +10.79	Scott Bauer
189 to 198.53 = +9.53	Cory Waddell	177 to 186.46 = +9.46	Brandon Conyers
163 to 171.76 = +8.76	Johnny Nikkila	188 to 196.13 = +8.13	Austin Longmore

Most Un-Improved Averages

179 to 166.51 = -12.49	Chris Lytle	229 to 218.10 = -10.90	Jeremy Dalland
208 to 199.50 = -8.50	Anthony Eigenberg	176 to 168.92 = -7.08	Cruz Evans
229 to 223.35 = -5.65	Jason Feddersen	181 to 176.29 = -4.71	Shawn Mizner
213 to 208.58 = -4.42	Jarod Zikmund	147 to 143.23 = -3.77	Mark Woodside
197 to 193.76 = -3.24	Kurt Schmidt	164 to 161.45 = -2.55	Trevor Roberts

Classic 2024-25

Big Apple Fun Center

Reprint of Scores -- Week 18

Lane 7 1 - Draw Team - Sorensen Group

Name	Old Avg	Old HDCP	-1-	-2-	-3-	Total	HDCP Total
			118	145	120	383	644
			158	112	156	426	615
			155	190	155	500	632
			213	193	200	606	666
			220	166	163	549	603
			====	====	====	====	====
Scratch Total			864	806	794	2464	2464
Handicap			232	232	232		696
Total			1096	1038	1026	2464	3160

Lane 8 10 - Wii Bowling World Champs

Week 18 1/20/2025

Name	Old Avg	Old HDCP	-1-	-2-	-3-	Total	HDCP Total
Brandon J. Clement	144	71	137	146	126	409	622
Doug Houtz	167	48	161	182	162	505	649
Matt W. Morrow	bk173	42	163	169	202	534	660
Javan D. Clement	172	43	173	192	154	519	648
Anthony C. Eigenberg	199	16	169	203	239	611	659
			====	====	====	====	====
Scratch Total			803	892	883	2578	2578
Handicap			220	220	220		660
Total			1023	1112	1103	2578	3238
Team Points Won			0.0	0.0	5.0	10.0	10.0
Match Points Won			2.0	2.0	5.0	12.0	12.0
Total Points Won			2.0	2.0	10.0	22.0	22.0

Lane 9 11 - Cornhusker Ag/Rising Ag

Week 18 1/20/2025

Name	Old Avg	Old HDCP	-1-	-2-	-3-	Total	HDCP Total
Blake R. Bogus	134	81	149	150	165	464	707
Doug Samuelson	138	77	158	134	101	393	624
Danny Jeffryes	172	43	146	162	203	511	640
Carter R. Hollis	201	14	259	258	238	755	797
Jared J. Samuelson	211	4	228	250	300	778	790
			====	====	====	====	====
Scratch Total			940	954	1007	2901	2901
Handicap			219	219	219		657
Total			1159	1173	1226	2901	3558
Team Points Won			5.0	0.0	5.0	15.0	15.0
Match Points Won			2.5	2.0	4.0	11.5	11.5
Total Points Won			7.5	2.0	9.0	26.5	26.5

Lane 10 8 - West

Week 18 1/20/2025

Name	Old Avg	Old HDCP	-1-	-2-	-3-	Total	HDCP Total
Bob Stevens	155	60	170	201	117	488	668
Jerry Schmitz	179	36	204	203	209	616	724
Johnny L. Nikkila	170	45	192	197	181	570	705
Ivan D. Stones	166	49	181	178	145	504	651
Gary D. Hatcher	178	37	183	200	203	586	697
			====	====	====	====	====
Scratch Total			930	979	855	2764	2764
Handicap			227	227	227		681
Total			1157	1206	1082	2764	3445
Team Points Won			0.0	5.0	0.0	5.0	5.0
Match Points Won			2.5	3.0	1.0	8.5	8.5
Total Points Won			2.5	8.0	1.0	13.5	13.5

Lane 11 4 - Little Mexico Restaurant

Week 18 1/20/2025

Name	Old Avg	Old HDCP	-1-	-2-	-3-	Total	HDCP Total
Trevor A. Roberts	161	54	136	186	162	484	646
Quentin S. Holliday	139	76	152	159	129	440	668
Scott A. Asay	137	78	153	133	179	465	699
Cruz A. Evans	168	47	202	184	120	506	647
Craig A. Schutt	162	53	136	221	161	518	677
			====	====	====	====	====
Scratch Total			779	883	751	2413	2413
Handicap			308	308	308		924
Total			1087	1191	1059	2413	3337
Team Points Won			0.0	5.0	5.0	15.0	15.0
Match Points Won			3.0	4.0	3.0	14.0	14.0
Total Points Won			3.0	9.0	8.0	29.0	29.0

Lane 12 12 - Common Cents Bookkeeping

Week 18 1/20/2025

Name	Old Avg	Old HDCP	-1-	-2-	-3-	Total	HDCP Total
Brandon Brinegar	bk128	87	118	145	120	383	644
Ethan M. Mizner	152	63	158	112	156	426	615
Justin M. Hodges	171	44	155	190	155	500	632
Michael G. Marcellus	195	20	213	193	200	606	666
Austin M. Longmore	197	18	220	166	163	549	603
			====	====	====	====	====
Scratch Total			864	806	794	2464	2464
Handicap			232	232	232		696
Total			1096	1038	1026	2464	3160
Team Points Won			5.0	0.0	0.0	5.0	5.0
Match Points Won			2.0	1.0	2.0	6.0	6.0
Total Points Won			7.0	1.0	2.0	11.0	11.0

Lane 13 7 - Peerless Machine Week 18 1/20/2025

Name	Old Avg	Old HDCP	-1-	-2-	-3-	Total	HDCP Total
Brooks D. Paul	118	97	116	169	131	416	707
John W. Paul	118	97	86	104	143	333	624
Jake W. Peden	160	55	177	212	138	527	692
Alex J. Peden	147	68	161	175	178	514	718
Cory D. Waddell	197	18	238	192	203	633	687
			====	====	====	====	====
Scratch Total			778	852	793	2423	2423
Handicap			335	335	335		1005
Total			1113	1187	1128	2423	3428
Team Points Won			0.0	5.0	0.0	10.0	10.0
Match Points Won			2.0	3.0	1.0	10.0	10.0
Total Points Won			2.0	8.0	1.0	20.0	20.0

Lane 14 14 - Jack Lederman Co. Week 18 1/20/2025

Name	Old Avg	Old HDCP	-1-	-2-	-3-	Total	HDCP Total
Ron J. Studnicka	159	56	205	151	178	534	702
Trevor D. Hibberd	176	39	153	181	161	495	612
Eric R. Zikmund	192	23	222	224	176	622	691
David D. Hibberd	188	27	188	200	226	614	695
Jarod D. Zikmund	207	8	236	203	255	694	718
			====	====	====	====	====
Scratch Total			1004	959	996	2959	2959
Handicap			153	153	153		459
Total			1157	1112	1149	2959	3418
Team Points Won			5.0	0.0	5.0	10.0	10.0
Match Points Won			3.0	2.0	4.0	10.0	10.0
Total Points Won			8.0	2.0	9.0	20.0	20.0

Lane 15 6 - Sorensen Group Week 18 1/20/2025

Name	Old Avg	Old HDCP	-1-	-2-	-3-	Total	HDCP Total
Doug Giles	177	38	224	167	146	537	651
Chris R. Lytle	166	49	151	189	144	484	631
Logan J. Albright	180	35	236	170	181	587	692
Josh K. Krolikowski	198	17	166	226	148	540	591
Jeremy J. Dalland	218	0	251	226	160	637	637
			====	====	====	====	====
Scratch Total			1028	978	779	2785	2785
Handicap			139	139	139		417
Total			1167	1117	918	2785	3202
Team Points Won			5.0	0.0	0.0	5.0	5.0
Match Points Won			3.0	2.0	0.0	6.0	6.0
Total Points Won			8.0	2.0	0.0	11.0	11.0

Lane 16 9 - AB Service & Repair Week 18 1/20/2025

Name	Old Avg	Old HDCP	-1-	-2-	-3-	Total	HDCP Total
Mike Brown	186	29	205	225	202	632	719
Sean A. McBride	140	75	156	175	180	511	736
Cody D. Bristow	167	48	157	212	204	573	717
Kurt L. Schmidt	193	22	192	182	203	577	643
Dan Schmidt	208	7	191	192	223	606	627
			====	====	====	====	====
Scratch Total			901	986	1012	2899	2899
Handicap			181	181	181		543
Total			1082	1167	1193	2899	3442
Team Points Won			0.0	5.0	5.0	15.0	15.0
Match Points Won			2.0	3.0	5.0	14.0	14.0
Total Points Won			2.0	8.0	10.0	29.0	29.0

Lane 17 2 - Kennedy Arborcare Week 18 1/20/2025

Name	Old Avg	Old HDCP	-1-	-2-	-3-	Total	HDCP Total
Andrew J. Kennedy	141	74	149	145	121	415	637
Mike McCollough	158	57	174	138	189	501	672
Brandon M. Conyers	185	30	217	167	215	599	689
Kevin L. Wise	186	29	158	162	182	502	589
Masato M. Sugita	186	29	214	179	205	598	685
			====	====	====	====	====
Scratch Total			912	791	912	2615	2615
Handicap			219	219	219		657
Total			1131	1010	1131	2615	3272
Team Points Won			5.0	0.0	5.0	15.0	15.0
Match Points Won			3.0	1.0	4.0	11.0	11.0
Total Points Won			8.0	1.0	9.0	26.0	26.0

Lane 18 13 - Auto Central Week 18 1/20/2025

Name	Old Avg	Old HDCP	-1-	-2-	-3-	Total	HDCP Total
Bob Cherry	113	102	139	98	133	370	676
Bob J. Hunt	141	74	140	170	139	449	671
Chris L. Stapleton	162	53	146	168	154	468	627
Kevin L. Moriarty	179	36	161	172	146	479	587
John L. Krotz	bk176	39	185	205	192	582	699
			====	====	====	====	====
Scratch Total			771	813	764	2348	2348
Handicap			304	304	304		912
Total			1075	1117	1068	2348	3260
Team Points Won			0.0	5.0	0.0	5.0	5.0
Match Points Won			2.0	4.0	1.0	9.0	9.0
Total Points Won			2.0	9.0	1.0	14.0	14.0

Classic 2024-25

Lane 19 5 - Super Cool Unnamed Team Week 18 1/20/2025

Name	Old Avg	Old HDCP	-1-	-2-	-3-	Total	HDCP Total
Tom Richmond	194	21	265	204	215	684	747
Jason D. Stubbs	179	36	158	200	204	562	670
Scott A. Bauer	191	24	246	192	239	677	749
Ryan E. Walton	204	11	236	204	256	696	729
Chuck M. Brisbin	206	9	204	195	235	634	661
			====	====	====	====	====
Scratch Total			1109	995	1149	3253	3253
Handicap			101	101	101		303
Total			1210	1096	1250	3253	3556
Team Points Won			5.0	0.0	5.0	15.0	15.0
Match Points Won			3.0	1.0	5.0	12.0	12.0
Total Points Won			8.0	1.0	10.0	27.0	27.0

Lane 20 3 - Kirkland Siding Week 18 1/20/2025

Name	Old Avg	Old HDCP	-1-	-2-	-3-	Total	HDCP Total
Bill Kirkland	159	56	157	136	136	429	597
Larry L. Harrington	158	57	182	183	180	545	716
Bobby Turner Jr	167	48	182	182	186	550	694
Lane E. Riffey	175	40	167	176	223	566	686
Brad M. Olson	200	15	223	221	181	625	670
			====	====	====	====	====
Scratch Total			911	898	906	2715	2715
Handicap			216	216	216		648
Total			1127	1114	1122	2715	3363
Team Points Won			0.0	5.0	0.0	5.0	5.0
Match Points Won			2.0	4.0	0.0	8.0	8.0
Total Points Won			2.0	9.0	0.0	13.0	13.0

Classic 2024-25

Big Apple Fun Center

Note: This report includes information through January 20 which is Week 18 of 32

Match Points Won (This Week) -- Week 18

Lane 7 1 - Draw Team - Sorensen Group Week 18 1/20/2025							
Name	Last Wk Won	Last Wk Lost	HDCP -1-	HDCP -2-	HDCP -3-	HDCP Total	
			205	232	207	644	
			221	175	219	615	
			199	234	199	632	
			233	213	220	666	
			238	184	181	603	
=====							
Scratch Total			864	806	794	2464	
Handicap			232	232	232	696	
Total			1096	1038	1026	3160	

Lane 8 10 - Wii Bowling World Champs Week 18 1/20/2025							
Name	Last Wk Won	Last Wk Lost	HDCP -1-	HDCP -2-	HDCP -3-	HDCP Total	
Brandon J. Clement	2.0	2.0	208	217	197	622	
Doug Houtz	3.0	1.0	209	230	210	649	
Matt W. Morrow	2.0	2.0	205	211	244	660	
Javan D. Clement	3.0	1.0	216	235	197	648	
Anthony C. Eigenberg	2.0	2.0	185	219	255	659	
=====							
Scratch Total			803	892	883	2578	
Handicap			220	220	220	660	
Total			1023	1112	1103	3238	
Team Points Won			0.0	0.0	5.0	10.0	
Match Points Won			2.0	2.0	5.0	12.0	
Total Points Won			2.0	2.0	10.0	22.0	

Lane 9 11 - Cornhusker Ag/Rising Ag Week 18 1/20/2025							
Name	Last Wk Won	Last Wk Lost	HDCP -1-	HDCP -2-	HDCP -3-	HDCP Total	
Blake R. Bogus	2.5	1.5	230	231	246	707	
Doug Samuelson		4.0	235	211	178	624	
Danny Jeffryes	1.0	3.0	189	205	246	640	
Carter R. Hollis	4.0		273	272	252	797	
Jared J. Samuelson	4.0		232	254	304	790	
=====							
Scratch Total			940	954	1007	2901	
Handicap			219	219	219	657	
Total			1159	1173	1226	3558	
Team Points Won			5.0	0.0	5.0	15.0	
Match Points Won			2.5	2.0	4.0	11.5	
Total Points Won			7.5	2.0	9.0	26.5	

Lane 10 8 - West Week 18 1/20/2025							
Name	Last Wk Won	Last Wk Lost	HDCP -1-	HDCP -2-	HDCP -3-	HDCP Total	
Bob Stevens	1.5	2.5	230	261	177	668	
Jerry Schmitz	4.0		240	239	245	724	
Johnny L. Nikkila	3.0	1.0	237	242	226	705	
Ivan D. Stones		4.0	230	227	194	651	
Gary D. Hatcher		4.0	220	237	240	697	
=====							
Scratch Total			930	979	855	2764	
Handicap			227	227	227	681	
Total			1157	1206	1082	3445	
Team Points Won			0.0	5.0	0.0	5.0	
Match Points Won			2.5	3.0	1.0	8.5	
Total Points Won			2.5	8.0	1.0	13.5	

Lane 11 4 - Little Mexico Restaurant Week 18 1/20/2025							
Name	Last Wk Won	Last Wk Lost	HDCP -1-	HDCP -2-	HDCP -3-	HDCP Total	
Trevor A. Roberts	3.0	1.0	190	240	216	646	
Quentin S. Holliday	3.0	1.0	228	235	205	668	
Scott A. Asay	3.0	1.0	231	211	257	699	
Cruz A. Evans	2.0	2.0	249	231	167	647	
Craig A. Schutt	3.0	1.0	189	274	214	677	
=====							
Scratch Total			779	883	751	2413	
Handicap			308	308	308	924	
Total			1087	1191	1059	3337	
Team Points Won			0.0	5.0	5.0	15.0	
Match Points Won			3.0	4.0	3.0	14.0	
Total Points Won			3.0	9.0	8.0	29.0	

Lane 12 12 - Common Cents Bookkeeping Week 18 1/20/2025							
Name	Last Wk Won	Last Wk Lost	HDCP -1-	HDCP -2-	HDCP -3-	HDCP Total	
Brandon Brinegar	1.0	3.0	205	232	207	644	
Ethan M. Mizner	1.0	3.0	221	175	219	615	
Justin M. Hodges	1.0	3.0	199	234	199	632	
Michael G. Marcellus	2.0	2.0	233	213	220	666	
Austin M. Longmore	1.0	3.0	238	184	181	603	
=====							
Scratch Total			864	806	794	2464	
Handicap			232	232	232	696	
Total			1096	1038	1026	3160	
Team Points Won			5.0	0.0	0.0	5.0	
Match Points Won			2.0	1.0	2.0	6.0	
Total Points Won			7.0	1.0	2.0	11.0	

Lane 13 7 - Peerless Machine Week 18 1/20/2025							
Name	Last Wk Won	Last Wk Lost	HDCP -1-	HDCP -2-	HDCP -3-	HDCP Total	
Brooks D. Paul	2.0	2.0	213	266	228	707	
John W. Paul	2.0	2.0	183	201	240	624	
Jake W. Peden	2.0	2.0	232	267	193	692	
Alex J. Peden	3.0	1.0	229	243	246	718	
Cory D. Waddell	1.0	3.0	256	210	221	687	
=====							
Scratch Total			778	852	793	2423	
Handicap			335	335	335	1005	
Total			1113	1187	1128	3428	
Team Points Won			0.0	5.0	0.0	10.0	
Match Points Won			2.0	3.0	1.0	10.0	

Lane 14 14 - Jack Lederman Co. Week 18 1/20/2025							
Name	Last Wk Won	Last Wk Lost	HDCP -1-	HDCP -2-	HDCP -3-	HDCP Total	
Ron J. Studnicka	2.0	2.0	261	207	234	702	
Trevor D. Hibberd	2.0	2.0	192	220	200	612	
Eric R. Zikmund	2.0	2.0	245	247	199	691	
David D. Hibberd	1.0	3.0	215	227	253	695	
Jarod D. Zikmund	3.0	1.0	244	211	263	718	
=====							
Scratch Total			1004	959	996	2959	
Handicap			153	153	153	459	
Total			1157	1112	1149	3418	
Team Points Won			5.0	0.0	5.0	10.0	
Match Points Won			3.0	2.0	4.0	10.0	

Classic 2024-25

Note: This report includes information through January 20 which is Week 18 of 32

Lane 15 6 - Sorensen Group Week 18 1/20/2025

Name	Last Wk Won	Last Wk Lost	HDCP -1-	HDCP -2-	HDCP -3-	HDCP Total
Doug Giles	1.0	3.0	262	205	184	651
Chris R. Lytle		4.0	200	238	193	631
Logan J. Albright	1.0	3.0	271	205	216	692
Josh K. Krolikowski	1.0	3.0	183	243	165	591
Jeremy J. Dalland	3.0	1.0	251	226	160	637
=====						
Scratch Total			1028	978	779	2785
Handicap			139	139	139	417
Total			1167	1117	918	3202
Team Points Won			5.0	0.0	0.0	5.0
Match Points Won			3.0	2.0	0.0	6.0
Total Points Won			8.0	2.0	0.0	11.0

Lane 17 2 - Kennedy Arborcare Week 18 1/20/2025

Name	Last Wk Won	Last Wk Lost	HDCP -1-	HDCP -2-	HDCP -3-	HDCP Total
Andrew J. Kennedy	1.0	3.0	223	219	195	637
Mike McCollough	3.0	1.0	231	195	246	672
Brandon M. Conyers	3.0	1.0	247	197	245	689
Kevin L. Wise	2.0	2.0	187	191	211	589
Masato M. Sugita	2.0	2.0	243	208	234	685
=====						
Scratch Total			912	791	912	2615
Handicap			219	219	219	657
Total			1131	1010	1131	3272
Team Points Won			5.0	0.0	5.0	15.0
Match Points Won			3.0	1.0	4.0	11.0
Total Points Won			8.0	1.0	9.0	26.0

Lane 19 5 - Super Cool Unnamed Team Week 18 1/20/2025

Name	Last Wk Won	Last Wk Lost	HDCP -1-	HDCP -2-	HDCP -3-	HDCP Total
Tom Richmond	4.0		286	225	236	747
Jason D. Stubbs	1.0	3.0	194	236	240	670
Scott A. Bauer	3.0	1.0	270	216	263	749
Ryan E. Walton	3.0	1.0	247	215	267	729
Chuck M. Brisbin	1.0	3.0	213	204	244	661
=====						
Scratch Total			1109	995	1149	3253
Handicap			101	101	101	303
Total			1210	1096	1250	3556
Team Points Won			5.0	0.0	5.0	15.0
Match Points Won			3.0	1.0	5.0	12.0
Total Points Won			8.0	1.0	10.0	27.0

Lane 16 9 - AB Service & Repair Week 18 1/20/2025

Name	Last Wk Won	Last Wk Lost	HDCP -1-	HDCP -2-	HDCP -3-	HDCP Total
Mike Brown	3.0	1.0	234	254	231	719
Sean A. McBride	4.0		231	250	255	736
Cody D. Bristow	3.0	1.0	205	260	252	717
Kurt L. Schmidt	3.0	1.0	214	204	225	643
Dan Schmidt	1.0	3.0	198	199	230	627
=====						
Scratch Total			901	986	1012	2899
Handicap			181	181	181	543
Total			1082	1167	1193	3442
Team Points Won			0.0	5.0	5.0	15.0
Match Points Won			2.0	3.0	5.0	14.0
Total Points Won			2.0	8.0	10.0	29.0

Lane 18 13 - Auto Central Week 18 1/20/2025

Name	Last Wk Won	Last Wk Lost	HDCP -1-	HDCP -2-	HDCP -3-	HDCP Total
Bob Cherry	3.0	1.0	241	200	235	676
Bob J. Hunt	1.0	3.0	214	244	213	671
Chris L. Stapleton	1.0	3.0	199	221	207	627
Kevin L. Moriarty	2.0	2.0	197	208	182	587
John L. Krotz	2.0	2.0	224	244	231	699
=====						
Scratch Total			771	813	764	2348
Handicap			304	304	304	912
Total			1075	1117	1068	3260
Team Points Won			0.0	5.0	0.0	5.0
Match Points Won			2.0	4.0	1.0	9.0
Total Points Won			2.0	9.0	1.0	14.0

Lane 20 3 - Kirkland Siding Week 18 1/20/2025

Name	Last Wk Won	Last Wk Lost	HDCP -1-	HDCP -2-	HDCP -3-	HDCP Total
Bill Kirkland		4.0	213	192	192	597
Larry L. Harrington	3.0	1.0	239	240	237	716
Bobby Turner Jr	1.0	3.0	230	230	234	694
Lane E. Riffey	1.0	3.0	207	216	263	686
Brad M. Olson	3.0	1.0	238	236	196	670
=====						
Scratch Total			911	898	906	2715
Handicap			216	216	216	648
Total			1127	1114	1122	3363
Team Points Won			0.0	5.0	0.0	5.0
Match Points Won			2.0	4.0	0.0	8.0
Total Points Won			2.0	9.0	0.0	13.0

Classic 2024-25

Big Apple Fun Center

* Bowlers listed must have a minimum of 1 games.

Match Points Won (Total for Year)

Name	Points		%Won	Avg	Gms	Name	Points		%Won	Avg	Gms
	Won	Lost					Won	Lost			
Bob Cherry	47.0	25.0	65.28%	113	54	Kurt L. Schmidt	26.0	34.0	43.33%	193	45
Lane E. Riffey	42.5	29.5	59.03%	176	54	Doug Samuelson	26.0	26.0	50.00%	138	39
Alex J. Peden	42.0	30.0	58.33%	148	54	Mark A. Woodside	24.0	32.0	42.86%	143	39
Brandon M. Conyers	41.5	26.5	61.03%	186	48	Hewitt P. Moyer	24.0	24.0	50.00%	177	36
Javan D. Clement	41.0	23.0	64.06%	172	48	Blake R. Bogus	23.5	20.5	53.41%	136	33
Anthony C. Eigenberg	40.5	31.5	56.25%	199	54	Danny Jeffryes	23.0	25.0	47.92%	172	36
Scott A. Bauer	40.0	24.0	62.50%	193	48	David D. Hibberd	23.0	37.0	38.33%	189	45
Jake W. Peden	40.0	24.0	62.50%	161	48	Gary D. Hatcher	22.0	38.0	36.67%	179	45
Cory D. Waddell	39.5	20.5	65.83%	198	45	Chris L. Stapleton	22.0	50.0	30.56%	161	54
Larry L. Harrington	39.0	33.0	54.17%	159	51	Trevor A. Roberts	22.0	22.0	50.00%	161	33
Cody D. Bristow	39.0	25.0	60.94%	169	48	Mike McCollough	21.0	23.0	47.73%	159	33
Johnny L. Nikkila	38.5	29.5	56.62%	171	51	Logan J. Albright	20.5	27.5	42.71%	182	36
Chuck M. Brisbin	38.5	33.5	53.47%	207	54	Dan Schmidt	20.5	27.5	42.71%	207	30
Ryan E. Walton	38.0	22.0	63.33%	206	45	Shawn E. Mizner	20.0	36.0	35.71%	176	42
Jason S. Feddersen	38.0	26.0	59.38%	223	48	Chris R. Lytle	19.5	32.5	37.50%	166	39
Sean A. McBride	37.5	34.5	52.08%	142	54	Nathan Banks	19.0	25.0	43.18%	170	30
Justin M. Hodges	37.5	34.5	52.08%	170	54	Scott A. Feddersen	17.0	11.0	60.71%	161	21
Masato M. Sugita	37.0	35.0	51.39%	186	54	Brad M. Olson	17.0	11.0	60.71%	201	21
Austin M. Longmore	36.5	27.5	57.03%	196	48	Matthew J. Doerr	16.5	27.5	37.50%	129	33
Michael G. Marcellus	36.0	36.0	50.00%	195	54	Scott A. Asay	16.0	16.0	50.00%	139	24
Mike Brown	36.0	32.0	52.94%	187	48	Nolan P. Parr	15.5	20.5	43.06%	127	27
Bill Kirkland	36.0	32.0	52.94%	158	51	Jerry Schmitz	12.0	8.0	60.00%	184	15
Jason D. Stubbs	35.0	29.0	54.69%	179	48	Gordon E. Thiessen	11.5	4.5	71.88%	231	12
John W. Paul	35.0	33.0	51.47%	117	51	Doug Houtz	11.0	9.0	55.00%	167	15
Tyler L. Mizner	34.0	22.0	60.71%	185	42	Ethan M. Mizner	10.5	21.5	32.81%	151	24
Ron J. Studnicka	34.0	34.0	50.00%	160	51	Eric R. Zikmund	10.0	18.0	35.71%	194	21
Brooks D. Paul	33.5	38.5	46.53%	119	54	Matt W. Morrow	9.0	7.0	56.25%	174	12
Conan R. Gifford	33.0	27.0	55.00%	153	44	Tim Adkins	7.0	5.0	58.33%	194	9
Bobby Turner Jr	33.0	27.0	55.00%	168	45	Greg A. Pettit	6.0	14.0	30.00%	207	14
Bob J. Hunt	33.0	31.0	51.56%	142	48	Brent E. Hollis	6.0	6.0	50.00%	154	9
Jeff A. Fruhling	33.0	35.0	48.53%	189	51	Todd M. Mathews	6.0	2.0	75.00%	bk205	6
Bob Stevens	32.5	39.5	45.14%	156	54	Chris P. Drew	5.5	2.5	68.75%	129	6
Brandon J. Clement	32.5	27.5	54.17%	144	45	John L. Krotz	5.0	7.0	41.67%	193	9
Leroy H. Hoss	32.0	36.0	47.06%	149	51	Jacob M. Rodriguez	5.0	7.0	41.67%	102	9
Trevor D. Hibberd	31.5	32.5	49.22%	175	48	Richard M. Serr	4.0		100.00%	bk161	3
Kevin L. Wise	31.0	37.0	45.59%	185	51	Eric R. Bedke	4.0		100.00%	206	3
Jeremy J. Dalland	30.0	26.0	53.57%	218	42	Tom Soderholm	4.0	4.0	50.00%	bk188	6
Quentin S. Holliday	30.0	42.0	41.67%	139	54	Bob G. Vogt	3.0	1.0	75.00%	bk164	3
Kevin L. Moriarty	30.0	42.0	41.67%	178	54	Chris C. Hunt	3.0	5.0	37.50%	171	6
Jacob D. Roth	29.0	19.0	60.42%	98	36	Carson M. Hemmer	3.0	5.0	37.50%	137	6
Jared J. Samuelson	29.0	39.0	42.65%	214	51	Dave Jamrog	3.0	1.0	75.00%	bk148	3
Doug Giles	28.0	40.0	41.18%	177	51	Tom McLeod	2.0	10.0	16.67%	171	9
Justin R. Swanek	28.0	28.0	50.00%	208	42	Keith A. Albright	2.0	2.0	50.00%	205	3
Josh K. Krolkowski	28.0	32.0	46.67%	197	45	Mark A. Yonkers	2.0	6.0	25.00%	bk201	6
Tom Richmond	28.0	40.0	41.18%	196	51	Devon L. Smith	1.5	6.5	18.75%	bk184	6
Craig A. Schutt	28.0	36.0	43.75%	163	48	Brandon Brinegar	1.0	3.0	25.00%	bk128	3
Carter R. Hollis	27.5	40.5	40.44%	204	51	Larry K. Giddings	1.0	3.0	25.00%	bk181	3
Ivan D. Stones	27.0	41.0	39.71%	166	51	Jerred J. Johnson	1.0	3.0	25.00%	bk205	3
Andrew J. Kennedy	27.0	33.0	45.00%	141	42	Ben L. Howard	1.0	3.0	25.00%	bk180	3
Cruz A. Evans	27.0	37.0	42.19%	168	48	Nate Grabenstein		4.0	0.00%	110	3
Jarod D. Zikmund	26.5	37.5	41.41%	208	48	Micah J. Hadley		4.0	0.00%	183	3

Classic 2024-25

Big Apple Fun Center

* Bowlers listed must have a minimum of 1 games.

Change in Average

Name	-----Old-----		Old					---Average Change---			Weekly Over Avg
	Pins	Games	Avg	-1-	-2-	-3-	Total	New	Old	---> +/-	Series Avg +/-
Tim Adkins	1748	9	194				0	194.22	- 194.22	= 0.00	
Keith A. Albright	615	3	205				0	205.00	- 205.00	= 0.00	
Logan J. Albright	5969	33	180	236	170	181	587	182.11	- 180.88	= 1.23	587 - 540=47
Scott A. Asay	2894	21	137	153	133	179	465	139.96	- 137.81	= 2.15	465 - 411=54
Nathan Banks	5128	30	170				0	170.93	- 170.93	= 0.00	
Scott A. Bauer	8625	45	191	246	192	239	677	193.79	- 191.67	= 2.13	677 - 573=104
Eric R. Bedke	618	3	206				0	206.00	- 206.00	= 0.00	
Blake R. Bogus	4038	30	134	149	150	165	464	136.42	- 134.60	= 1.82	464 - 402=62
Brandon Brinegar	0	0	bk128	118	145	120	383	127.67	- 0.00	= 127.67	383 - 384=-1
Chuck M. Brisbin	10547	51	206	204	195	235	634	207.06	- 206.80	= 0.25	634 - 618=16
Cody D. Bristow	7550	45	167	157	212	204	573	169.23	- 167.78	= 1.45	573 - 501=72
Mike Brown	8382	45	186	205	225	202	632	187.79	- 186.27	= 1.53	632 - 558=74
Bob Cherry	5764	51	113	139	98	133	370	113.59	- 113.02	= 0.57	370 - 339=31
Brandon J. Clement	6082	42	144	137	146	126	409	144.24	- 144.81	= -0.57	409 - 432=-23
Javan D. Clement	7752	45	172	173	192	154	519	172.31	- 172.27	= 0.05	519 - 516=3
Brandon M. Conyers	8351	45	185	217	167	215	599	186.46	- 185.58	= 0.88	599 - 555=44
Jeremy J. Dalland	8523	39	218	251	226	160	637	218.10	- 218.54	= -0.44	637 - 654=-17
Matthew J. Doerr	4287	33	129				0	129.91	- 129.91	= 0.00	
Chris P. Drew	779	6	129				0	129.83	- 129.83	= 0.00	
Anthony C. Eigenberg	10162	51	199	169	203	239	611	199.50	- 199.25	= 0.25	611 - 597=14
Cruz A. Evans	7602	45	168	202	184	120	506	168.92	- 168.93	= -0.02	506 - 504=2
Jason S. Feddersen	10721	48	223				0	223.35	- 223.35	= 0.00	
Scott A. Feddersen	3382	21	161				0	161.05	- 161.05	= 0.00	
Jeff A. Fruhling	9662	51	189				0	189.45	- 189.45	= 0.00	
Larry K. Giddings	544	3	bk181				0	181.33	- 181.33	= 0.00	
Conan R. Gifford	6775	44	153				0	153.98	- 153.98	= 0.00	
Doug Giles	8519	48	177	224	167	146	537	177.57	- 177.48	= 0.09	537 - 531=6
Nate Grabenstein	332	3	110				0	110.67	- 110.67	= 0.00	
Micah J. Hadley	550	3	183				0	183.33	- 183.33	= 0.00	
Larry L. Harrington	7593	48	158	182	183	180	545	159.57	- 158.19	= 1.38	545 - 474=71
Gary D. Hatcher	7499	42	178	183	200	203	586	179.67	- 178.55	= 1.12	586 - 534=52
Carson M. Hemmer	824	6	137				0	137.33	- 137.33	= 0.00	
David D. Hibberd	7908	42	188	188	200	226	614	189.38	- 188.29	= 1.09	614 - 564=50
Trevor D. Hibberd	7925	45	176	153	181	161	495	175.42	- 176.11	= -0.69	495 - 528=-33
Justin M. Hodges	8733	51	171	155	190	155	500	170.98	- 171.24	= -0.25	500 - 513=-13
Quentin S. Holliday	7091	51	139	152	159	129	440	139.46	- 139.04	= 0.42	440 - 417=23
Brent E. Hollis	1394	9	154				0	154.89	- 154.89	= 0.00	

Classic 2024-25

Name	-----Old-----		Old						---Average Change---			Weekly Over Avg
	Pins	Games	Avg	-1-	-2-	-3-	Total	New	Old	----> +/-	Series Avg +/-	
Carter R. Hollis	9674	48	201	259	258	238	755	204.49	- 201.54	= 2.95	755 - 603=152	
Leroy H. Hoss	7649	51	149				0	149.98	- 149.98	= 0.00		
Doug Houtz	2012	12	167	161	182	162	505	167.80	- 167.67	= 0.13	505 - 501=4	
Ben L. Howard	590	3	bk180				0	196.67	- 196.67	= 0.00		
Bob J. Hunt	6375	45	141	140	170	139	449	142.17	- 141.67	= 0.50	449 - 423=26	
Chris C. Hunt	1028	6	171				0	171.33	- 171.33	= 0.00		
Dave Jamrog	494	3	bk148				0	164.67	- 164.67	= 0.00		
Danny Jeffryes	5686	33	172	146	162	203	511	172.14	- 172.30	= -0.16	511 - 516=-5	
Jerred J. Johnson	631	3	bk205				0	210.33	- 210.33	= 0.00		
Andrew J. Kennedy	5529	39	141	149	145	121	415	141.52	- 141.77	= -0.25	415 - 423=-8	
Bill Kirkland	7640	48	159	157	136	136	429	158.22	- 159.17	= -0.95	429 - 477=-48	
Josh K. Krolikowski	8354	42	198	166	226	148	540	197.64	- 198.90	= -1.26	540 - 594=-54	
John L. Krotz	1162	6	bk176	185	205	192	582	193.78	- 193.67	= 0.11	582 - 528=54	
Austin M. Longmore	8865	45	197	220	166	163	549	196.13	- 197.00	= -0.88	549 - 591=-42	
Chris R. Lytle	6010	36	166	151	189	144	484	166.51	- 166.94	= -0.43	484 - 498=-14	
Michael G. Marcellus	9959	51	195	213	193	200	606	195.65	- 195.27	= 0.37	606 - 585=21	
Todd M. Mathews	1284	6	bk205				0	214.00	- 214.00	= 0.00		
Sean A. McBride	7182	51	140	156	175	180	511	142.46	- 140.82	= 1.64	511 - 420=91	
Mike McCollough	4760	30	158	174	138	189	501	159.42	- 158.67	= 0.76	501 - 474=27	
Tom McLeod	1540	9	171				0	171.11	- 171.11	= 0.00		
Ethan M. Mizner	3212	21	152	158	112	156	426	151.58	- 152.95	= -1.37	426 - 456=-30	
Shawn E. Mizner	7404	42	176				0	176.29	- 176.29	= 0.00		
Tyler L. Mizner	7811	42	185				0	185.98	- 185.98	= 0.00		
Kevin L. Moriarty	9168	51	179	161	172	146	479	178.65	- 179.76	= -1.12	479 - 537=-58	
Matt W. Morrow	1565	9	bk173	163	169	202	534	174.92	- 173.89	= 1.03	534 - 519=15	
Hewitt P. Moyer	6376	36	177				0	177.11	- 177.11	= 0.00		
Johnny L. Nikkila	8190	48	170	192	197	181	570	171.76	- 170.63	= 1.14	570 - 510=60	
Brad M. Olson	3615	18	200	223	221	181	625	201.90	- 200.83	= 1.07	625 - 600=25	
Nolan P. Parr	3445	27	127				0	127.59	- 127.59	= 0.00		
Brooks D. Paul	6061	51	118	116	169	131	416	119.94	- 118.84	= 1.10	416 - 354=62	
John W. Paul	5674	48	118	86	104	143	333	117.78	- 118.21	= -0.42	333 - 354=-21	
Alex J. Peden	7525	51	147	161	175	178	514	148.87	- 147.55	= 1.32	514 - 441=73	
Jake W. Peden	7222	45	160	177	212	138	527	161.44	- 160.49	= 0.95	527 - 480=47	
Greg A. Pettit	2906	14	207				0	207.57	- 207.57	= 0.00		
Tom Richmond	9355	48	194	265	204	215	684	196.84	- 194.90	= 1.95	684 - 582=102	
Lane E. Riffey	8949	51	175	167	176	223	566	176.20	- 175.47	= 0.73	566 - 525=41	
Trevor A. Roberts	4844	30	161	136	186	162	484	161.45	- 161.47	= -0.01	484 - 483=1	
Jacob M. Rodriguez	924	9	102				0	102.67	- 102.67	= 0.00		
Jacob D. Roth	3563	36	98				0	98.97	- 98.97	= 0.00		
Doug Samuelson	4994	36	138	158	134	101	393	138.13	- 138.72	= -0.59	393 - 414=-21	
Jared J. Samuelson	10153	48	211	228	250	300	778	214.33	- 211.52	= 2.81	778 - 633=145	

Classic 2024-25

Name	-----Old-----		Old	---Average Change---					Weekly Over Avg	
	Pins	Games	Avg	-1-	-2-	-3-	Total	New - Old	---> +/-	Series Avg +/-
Dan Schmidt	5629	27	208	191	192	223	606	207.83 - 208.48	= -0.65	606 - 624=-18
Kurt L. Schmidt	8142	42	193	192	182	203	577	193.76 - 193.86	= -0.10	577 - 579=-2
Jerry Schmitz	2155	12	179	204	203	209	616	184.73 - 179.58	= 5.15	616 - 537=79
Craig A. Schutt	7314	45	162	136	221	161	518	163.17 - 162.53	= 0.63	518 - 486=32
Richard M. Serr	524	3	bk161				0	174.67 - 174.67	= 0.00	
Devon L. Smith	1111	6	bk184				0	185.17 - 185.17	= 0.00	
Tom Soderholm	1147	6	bk188				0	191.17 - 191.17	= 0.00	
Chris L. Stapleton	8264	51	162	146	168	154	468	161.70 - 162.04	= -0.34	468 - 486=-18
Bob Stevens	7942	51	155	170	201	117	488	156.11 - 155.73	= 0.39	488 - 465=23
Ivan D. Stones	7993	48	166	181	178	145	504	166.61 - 166.52	= 0.09	504 - 498=6
Jason D. Stubbs	8075	45	179	158	200	204	562	179.94 - 179.44	= 0.49	562 - 537=25
Ron J. Studnicka	7655	48	159	205	151	178	534	160.57 - 159.48	= 1.09	534 - 477=57
Masato M. Sugita	9490	51	186	214	179	205	598	186.81 - 186.08	= 0.74	598 - 558=40
Justin R. Swanek	8753	42	208				0	208.40 - 208.40	= 0.00	
Gordon E. Thiessen	2776	12	231				0	231.33 - 231.33	= 0.00	
Bobby Turner Jr	7020	42	167	182	182	186	550	168.22 - 167.14	= 1.08	550 - 501=49
Bob G. Vogt	552	3	bk164				0	184.00 - 184.00	= 0.00	
Cory D. Waddell	8301	42	197	238	192	203	633	198.53 - 197.64	= 0.89	633 - 591=42
Ryan E. Walton	8583	42	204	236	204	256	696	206.20 - 204.36	= 1.84	696 - 612=84
Kevin L. Wise	8947	48	186	158	162	182	502	185.27 - 186.40	= -1.12	502 - 558=-56
Mark A. Woodside	5586	39	143				0	143.23 - 143.23	= 0.00	
Mark A. Yonkers	1106	6	bk201				0	184.33 - 184.33	= 0.00	
Eric R. Zikmund	3470	18	192	222	224	176	622	194.86 - 192.78	= 2.08	622 - 576=46
Jarod D. Zikmund	9318	45	207	236	203	255	694	208.58 - 207.07	= 1.52	694 - 621=73

Classic 2024-25

Big Apple Fun Center

* Bowlers listed must have a minimum of 1 games.

High Average Listing

	<u>Name</u>	<u>True Average</u>	<u>Pins</u>	<u>Gms</u>	<u>To Raise Avg +1</u>	<u>To Drop Avg -1</u>
1	Gordon E. Thiessen	231.33	2776	12	704	688
2	Jason S. Feddersen	223.35	10721	48	703	651
3	Jeremy J. Dalland	218.10	9160	42	695	649
4	Jared J. Samuelson	214.33	10931	51	679	624
5	Todd M. Mathews	214.00	1284	6	651	641
6	Jerred J. Johnson	210.33	631	3	635	628
7	Jarod D. Zikmund	208.58	10012	48	647	595
8	Justin R. Swanek	208.40	8753	42	652	606
9	Dan Schmidt	207.83	6235	30	629	595
10	Greg A. Pettit	207.57	2906	14	630	612
11	Chuck M. Brisbin	207.06	11181	54	675	617
12	Ryan E. Walton	206.20	9279	45	657	608
13	Eric R. Bedke	206.00	618	3	624	617
14	Keith A. Albright	205.00	615	3	621	614
15	Carter R. Hollis	204.49	10429	51	641	586
16	Brad M. Olson	201.90	4240	21	608	583
17	Anthony C. Eigenberg	199.50	10773	54	627	569
18	Cory D. Waddell	198.53	8934	45	618	569
19	Josh K. Krolikowski	197.64	8894	45	610	561
20	Tom Richmond	196.84	10039	51	599	544
21	Ben L. Howard	196.67	590	3	592	585
22	Austin M. Longmore	196.13	9414	48	633	581
23	Michael G. Marcellus	195.65	10565	54	607	549
24	Eric R. Zikmund	194.86	4092	21	588	563
25	Tim Adkins	194.22	1748	9	592	579
26	Scott A. Bauer	193.79	9302	48	592	540
27	John L. Krotz	193.78	1744	9	584	571
28	Kurt L. Schmidt	193.76	8719	45	593	544
29	Tom Soderholm	191.17	1147	6	581	571
30	Jeff A. Fruhling	189.45	9662	51	598	543
31	David D. Hibberd	189.38	8522	45	598	549
32	Mike Brown	187.79	9014	48	574	522
33	Masato M. Sugita	186.81	10088	54	571	513
34	Brandon M. Conyers	186.46	8950	48	587	535
35	Tyler L. Mizner	185.98	7811	42	559	513
36	Kevin L. Wise	185.27	9449	51	595	540
37	Devon L. Smith	185.17	1111	6	563	553
38	Jerry Schmitz	184.73	2771	15	559	540
39	Mark A. Yonkers	184.33	1106	6	559	549
40	Bob G. Vogt	184.00	552	3	558	551
41	Micah J. Hadley	183.33	550	3	554	547
42	Logan J. Albright	182.11	6556	36	581	541
43	Larry K. Giddings	181.33	544	3	548	541
44	Jason D. Stubbs	179.94	8637	48	543	491
45	Gary D. Hatcher	179.67	8085	45	555	506
46	Kevin L. Moriarty	178.65	9647	54	556	498
47	Doug Giles	177.57	9056	51	556	501
48	Hewitt P. Moyer	177.11	6376	36	566	526

	<u>Name</u>	<u>True Average</u>	<u>Pins</u>	<u>Gms</u>	<u>To Raise Avg +1</u>	<u>To Drop Avg -1</u>
49	Shawn E. Mizner	176.29	7404	42	561	515
50	Lane E. Riffey	176.20	9515	54	574	516
51	Trevor D. Hibberd	175.42	8420	48	556	504
52	Matt W. Morrow	174.92	2099	12	526	510
53	Richard M. Serr	174.67	524	3	526	519
54	Javan D. Clement	172.31	8271	48	552	500
55	Danny Jeffryes	172.14	6197	36	550	510
56	Johnny L. Nikkila	171.76	8760	51	528	473
57	Chris C. Hunt	171.33	1028	6	520	510
58	Tom McLeod	171.11	1540	9	524	511
59	Justin M. Hodges	170.98	9233	54	514	456
60	Nathan Banks	170.93	5128	30	515	481
61	Cody D. Bristow	169.23	8123	48	547	495
62	Cruz A. Evans	168.92	8108	48	511	459
63	Bobby Turner Jr	168.22	7570	45	542	493
64	Doug Houtz	167.80	2517	15	507	488
65	Ivan D. Stones	166.61	8497	51	521	466
66	Chris R. Lytle	166.51	6494	39	520	477
67	Dave Jamrog	164.67	494	3	496	489
68	Craig A. Schutt	163.17	7832	48	532	480
69	Chris L. Stapleton	161.70	8732	54	502	444
70	Trevor A. Roberts	161.45	5328	33	504	467
71	Jake W. Peden	161.44	7749	48	513	461
72	Scott A. Feddersen	161.05	3382	21	506	481
73	Ron J. Studnicka	160.57	8189	51	505	450
74	Larry L. Harrington	159.57	8138	51	502	447
75	Mike McCollough	159.42	5261	33	499	462
76	Bill Kirkland	158.22	8069	51	517	462
77	Bob Stevens	156.11	8430	54	519	461
78	Brent E. Hollis	154.89	1394	9	466	453
79	Conan R. Gifford	153.98	6775	44	463	415
80	Ethan M. Mizner	151.58	3638	24	466	438
81	Leroy H. Hoss	149.98	7649	51	451	396
82	Alex J. Peden	148.87	8039	54	454	396
83	Brandon J. Clement	144.24	6491	45	469	420
84	Mark A. Woodside	143.23	5586	39	462	419
85	Sean A. McBride	142.46	7693	54	458	400
86	Bob J. Hunt	142.17	6824	48	469	417
87	Andrew J. Kennedy	141.52	5944	42	446	400
88	Scott A. Asay	139.96	3359	24	421	393
89	Quentin S. Holliday	139.46	7531	54	449	391
90	Doug Samuelson	138.13	5387	39	451	408
91	Carson M. Hemmer	137.33	824	6	418	408
92	Blake R. Bogus	136.42	4502	33	430	393
93	Matthew J. Doerr	129.91	4287	33	393	356
94	Chris P. Drew	129.83	779	6	391	381
95	Brandon Brinegar	127.67	383	3	385	378
96	Nolan P. Parr	127.59	3445	27	395	364
97	Brooks D. Paul	119.94	6477	54	363	305
98	John W. Paul	117.78	6007	51	365	310
99	Bob Cherry	113.59	6134	54	364	306
100	Nate Grabenstein	110.67	332	3	334	327

Classic 2024-25

	<u>Name</u>	<u>True Average</u>	<u>Pins</u>	<u>Gms</u>	<u>To Raise Avg +1</u>	<u>To Drop Avg -1</u>
101	Jacob M. Rodriguez	102.67	924	9	312	299
102	Jacob D. Roth	98.97	3563	36	298	258

Classic 2024-25

Big Apple Fun Center

* Bowlers listed must have a minimum of 22 games.

Note: This report includes information through January 20 which is Week 18 of 32

Most Improved Averages

Name	True		Most Improved		Name	True		Most Improved	
	Average	Gms	Avg	+/-		Average	Gms	Avg	+/-
Cody D. Bristow	169.23	48	153	+16.23	Carter R. Hollis	204.49	51	202	+2.49
Javan D. Clement	172.31	48	157	+15.31	Blake R. Bogus	136.42	33	134	+2.42
Ron J. Studnicka	160.57	51	149	+11.57	Jeff A. Fruhling	189.45	51	188	+1.45
Jake W. Peden	161.44	48	150	+11.44	Jared J. Samuelson	214.33	51	213	+1.33
Bob J. Hunt	142.17	48	131	+11.17	Bill Kirkland	158.22	51	157	+1.22
Scott A. Bauer	193.79	48	183	+10.79	Justin M. Hodges	170.98	54	170	+0.98
Cory D. Waddell	198.53	45	189	+9.53	Jacob D. Roth	98.97	36	98	+0.97
Brandon M. Conyers	186.46	48	177	+9.46	Dan Schmidt	207.83	30	207	+0.83
Johnny L. Nikkila	171.76	51	163	+8.76	Chris L. Stapleton	161.70	54	161	+0.70
Austin M. Longmore	196.13	48	188	+8.13	Trevor D. Hibberd	175.42	48	175	+0.42
Tom Richmond	196.84	51	189	+7.84	Danny Jeffryes	172.14	36	172	+0.14
Masato M. Sugita	186.81	54	179	+7.81	Jason D. Stubbs	179.94	48	180	-0.06
Josh K. Krolkowski	197.64	45	190	+7.64	Ethan M. Mizner	151.58	24	152	-0.42
Ryan E. Walton	206.20	45	199	+7.20	Quentin S. Holliday	139.46	54	140	-0.54
Andrew J. Kennedy	141.52	42	135	+6.52	Sean A. McBride	142.46	54	143	-0.54
Hewitt P. Moyer	177.11	36	171	+6.11	Kevin L. Wise	185.27	51	186	-0.73
Chuck M. Brisbin	207.06	54	201	+6.06	Mike Brown	187.79	48	189	-1.21
Gary D. Hatcher	179.67	45	174	+5.67	Ivan D. Stones	166.61	51	168	-1.39
Bob Cherry	113.59	54	108	+5.59	Doug Giles	177.57	51	179	-1.43
Leroy H. Hoss	149.98	51	145	+4.98	Justin R. Swanek	208.40	42	210	-1.60
Brooks D. Paul	119.94	54	115	+4.94	Bobby Turner Jr	168.22	45	170	-1.78
Alex J. Peden	148.87	54	144	+4.87	Craig A. Schutt	163.17	48	165	-1.83
Kevin L. Moriarty	178.65	54	174	+4.65	Logan J. Albright	182.11	36	184	-1.89
Larry L. Harrington	159.57	51	155	+4.57	Nathan Banks	170.93	30	173	-2.07
David D. Hibberd	189.38	45	185	+4.38	Matthew J. Doerr	129.91	33	132	-2.09
Lane E. Riffey	176.20	54	172	+4.20	Trevor A. Roberts	161.45	33	164	-2.55
Doug Samuelson	138.13	39	134	+4.13	Kurt L. Schmidt	193.76	45	197	-3.24
Bob Stevens	156.11	54	152	+4.11	Mark A. Woodside	143.23	39	147	-3.77
Conan R. Gifford	153.98	44	150	+3.98	Jarod D. Zikmund	208.58	48	213	-4.42
John W. Paul	117.78	51	114	+3.78	Shawn E. Mizner	176.29	42	181	-4.71
Michael G. Marcellus	195.65	54	192	+3.65	Jason S. Feddersen	223.35	48	229	-5.65
Mike McCollough	159.42	33	156	+3.42	Cruz A. Evans	168.92	48	176	-7.08
Brandon J. Clement	144.24	45	141	+3.24	Anthony C. Eigenberg	199.50	54	208	-8.50
Tyler L. Mizner	185.98	42	183	+2.98	Jeremy J. Dalland	218.10	42	229	-10.90
Scott A. Asay	139.96	24	137	+2.96	Chris R. Lytle	166.51	39	179	-12.49
Nolan P. Parr	127.59	27	125	+2.59					

Classic 2024-25

Big Apple Fun Center

* Bowlers listed must have a minimum of 1 games.

Most Pins Over Average

Name	-----Old-----		Old Avg				Total	---Average Change---			Weekly Over Avg Series Avg +/-
	Pins	Games		-1-	-2-	-3-		New - Old ---> +/-			
Carter R. Hollis	9674	48	201	259	258	238	755	204.49	- 201.54	= 2.95	755 - 603=152
Jared J. Samuelson	10153	48	211	228	250	300	778	214.33	- 211.52	= 2.81	778 - 633=145
Scott A. Bauer	8625	45	191	246	192	239	677	193.79	- 191.67	= 2.13	677 - 573=104
Tom Richmond	9355	48	194	265	204	215	684	196.84	- 194.90	= 1.95	684 - 582=102
Sean A. McBride	7182	51	140	156	175	180	511	142.46	- 140.82	= 1.64	511 - 420=91
Ryan E. Walton	8583	42	204	236	204	256	696	206.20	- 204.36	= 1.84	696 - 612=84
Jerry Schmitz	2155	12	179	204	203	209	616	184.73	- 179.58	= 5.15	616 - 537=79
Mike Brown	8382	45	186	205	225	202	632	187.79	- 186.27	= 1.53	632 - 558=74
Alex J. Peden	7525	51	147	161	175	178	514	148.87	- 147.55	= 1.32	514 - 441=73
Jarod D. Zikmund	9318	45	207	236	203	255	694	208.58	- 207.07	= 1.52	694 - 621=73
Cody D. Bristow	7550	45	167	157	212	204	573	169.23	- 167.78	= 1.45	573 - 501=72
Larry L. Harrington	7593	48	158	182	183	180	545	159.57	- 158.19	= 1.38	545 - 474=71
Brooks D. Paul	6061	51	118	116	169	131	416	119.94	- 118.84	= 1.10	416 - 354=62
Blake R. Bogus	4038	30	134	149	150	165	464	136.42	- 134.60	= 1.82	464 - 402=62
Johnny L. Nikkila	8190	48	170	192	197	181	570	171.76	- 170.63	= 1.14	570 - 510=60
Ron J. Studnicka	7655	48	159	205	151	178	534	160.57	- 159.48	= 1.09	534 - 477=57
Scott A. Asay	2894	21	137	153	133	179	465	139.96	- 137.81	= 2.15	465 - 411=54
John L. Krotz	1162	6	bk176	185	205	192	582	193.78	- 193.67	= 0.11	582 - 528=54
Gary D. Hatcher	7499	42	178	183	200	203	586	179.67	- 178.55	= 1.12	586 - 534=52
David D. Hibberd	7908	42	188	188	200	226	614	189.38	- 188.29	= 1.09	614 - 564=50
Bobby Turner Jr	7020	42	167	182	182	186	550	168.22	- 167.14	= 1.08	550 - 501=49
Logan J. Albright	5969	33	180	236	170	181	587	182.11	- 180.88	= 1.23	587 - 540=47
Jake W. Peden	7222	45	160	177	212	138	527	161.44	- 160.49	= 0.95	527 - 480=47
Eric R. Zikmund	3470	18	192	222	224	176	622	194.86	- 192.78	= 2.08	622 - 576=46
Brandon M. Conyers	8351	45	185	217	167	215	599	186.46	- 185.58	= 0.88	599 - 555=44
Cory D. Waddell	8301	42	197	238	192	203	633	198.53	- 197.64	= 0.89	633 - 591=42
Lane E. Riffey	8949	51	175	167	176	223	566	176.20	- 175.47	= 0.73	566 - 525=41
Masato M. Sugita	9490	51	186	214	179	205	598	186.81	- 186.08	= 0.74	598 - 558=40
Craig A. Schutt	7314	45	162	136	221	161	518	163.17	- 162.53	= 0.63	518 - 486=32
Bob Cherry	5764	51	113	139	98	133	370	113.59	- 113.02	= 0.57	370 - 339=31
Mike McCollough	4760	30	158	174	138	189	501	159.42	- 158.67	= 0.76	501 - 474=27
Bob J. Hunt	6375	45	141	140	170	139	449	142.17	- 141.67	= 0.50	449 - 423=26
Jason D. Stubbs	8075	45	179	158	200	204	562	179.94	- 179.44	= 0.49	562 - 537=25
Brad M. Olson	3615	18	200	223	221	181	625	201.90	- 200.83	= 1.07	625 - 600=25
Bob Stevens	7942	51	155	170	201	117	488	156.11	- 155.73	= 0.39	488 - 465=23
Quentin S. Holliday	7091	51	139	152	159	129	440	139.46	- 139.04	= 0.42	440 - 417=23
Michael G. Marcellus	9959	51	195	213	193	200	606	195.65	- 195.27	= 0.37	606 - 585=21

Classic 2024-25

Name	-----Old-----		Old					---Average Change---			Weekly Over Avg
	Pins	Games	Avg	-1-	-2-	-3-	Total	New	Old	----> +/-	Series Avg +/-
Chuck M. Brisbin	10547	51	206	204	195	235	634	207.06	- 206.80	= 0.25	634 - 618=16
Matt W. Morrow	1565	9	bk173	163	169	202	534	174.92	- 173.89	= 1.03	534 - 519=15
Anthony C. Eigenberg	10162	51	199	169	203	239	611	199.50	- 199.25	= 0.25	611 - 597=14
Doug Giles	8519	48	177	224	167	146	537	177.57	- 177.48	= 0.09	537 - 531=6
Ivan D. Stones	7993	48	166	181	178	145	504	166.61	- 166.52	= 0.09	504 - 498=6
Doug Houtz	2012	12	167	161	182	162	505	167.80	- 167.67	= 0.13	505 - 501=4
Javan D. Clement	7752	45	172	173	192	154	519	172.31	- 172.27	= 0.05	519 - 516=3
Cruz A. Evans	7602	45	168	202	184	120	506	168.92	- 168.93	= -0.02	506 - 504=2
Trevor A. Roberts	4844	30	161	136	186	162	484	161.45	- 161.47	= -0.01	484 - 483=1
Brandon Brinegar	0	0	bk128	118	145	120	383	127.67	- 0.00	= 127.67	383 - 384=-1
Kurt L. Schmidt	8142	42	193	192	182	203	577	193.76	- 193.86	= -0.10	577 - 579=-2
Danny Jeffryes	5686	33	172	146	162	203	511	172.14	- 172.30	= -0.16	511 - 516=-5
Andrew J. Kennedy	5529	39	141	149	145	121	415	141.52	- 141.77	= -0.25	415 - 423=-8
Justin M. Hodges	8733	51	171	155	190	155	500	170.98	- 171.24	= -0.25	500 - 513=-13
Chris R. Lytle	6010	36	166	151	189	144	484	166.51	- 166.94	= -0.43	484 - 498=-14
Jeremy J. Dalland	8523	39	218	251	226	160	637	218.10	- 218.54	= -0.44	637 - 654=-17
Chris L. Stapleton	8264	51	162	146	168	154	468	161.70	- 162.04	= -0.34	468 - 486=-18
Dan Schmidt	5629	27	208	191	192	223	606	207.83	- 208.48	= -0.65	606 - 624=-18
John W. Paul	5674	48	118	86	104	143	333	117.78	- 118.21	= -0.42	333 - 354=-21
Doug Samuelson	4994	36	138	158	134	101	393	138.13	- 138.72	= -0.59	393 - 414=-21
Brandon J. Clement	6082	42	144	137	146	126	409	144.24	- 144.81	= -0.57	409 - 432=-23
Ethan M. Mizner	3212	21	152	158	112	156	426	151.58	- 152.95	= -1.37	426 - 456=-30
Trevor D. Hibberd	7925	45	176	153	181	161	495	175.42	- 176.11	= -0.69	495 - 528=-33
Austin M. Longmore	8865	45	197	220	166	163	549	196.13	- 197.00	= -0.88	549 - 591=-42
Bill Kirkland	7640	48	159	157	136	136	429	158.22	- 159.17	= -0.95	429 - 477=-48
Josh K. Krolkowski	8354	42	198	166	226	148	540	197.64	- 198.90	= -1.26	540 - 594=-54
Kevin L. Wise	8947	48	186	158	162	182	502	185.27	- 186.40	= -1.12	502 - 558=-56
Kevin L. Moriarty	9168	51	179	161	172	146	479	178.65	- 179.76	= -1.12	479 - 537=-58

Classic 2024-25

Big Apple Fun Center

This report is for scores bowled January 20 which is Week 18 of 32

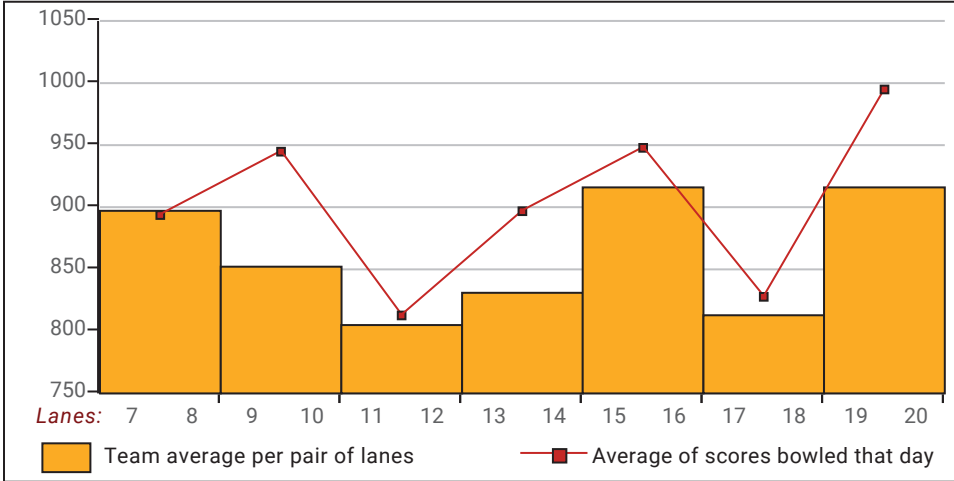
This Week's Statistics: Lefties vs Righties

Unless designated left handed, bowlers are considered right handed.

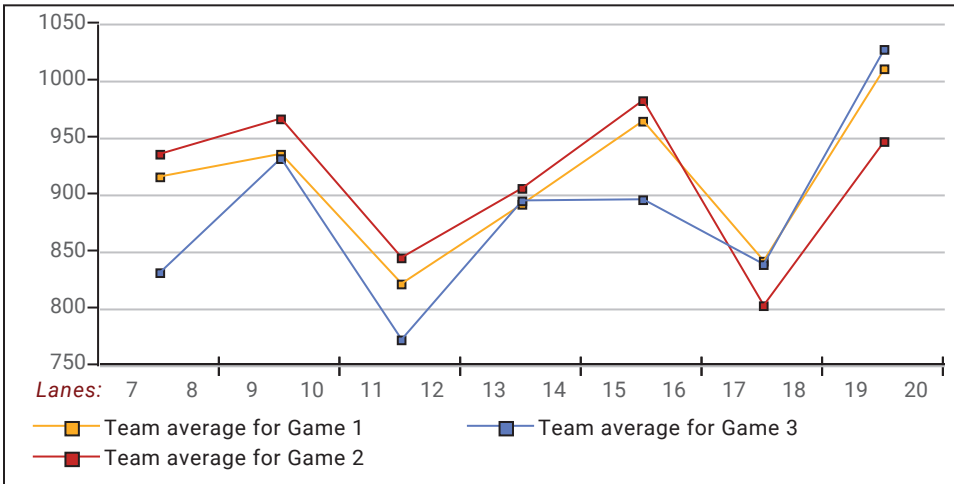
	Over All	Right	Left
How many people bowled	65	62	3
Number of games bowled	195	186	9
Actual average of week's scores	180.09	180.68	167.78
How many games above average	117	112	5
How many games below average	76	72	4
Pins above/below average per game	8.69	8.99	2.44
How many people raised average	44	43	1
by this amount	1.16	1.16	0.89
How many people went down	21	19	2
by this amount	-0.57	-0.60	-0.30
League average before bowling	171.92	172.21	165.94
League average after bowling	172.52	172.83	166.04
Change in league average	0.60	0.62	0.09
800s	--	--	--
775s	1	1	--
750s	1	1	--
725s	--	--	--
700s	--	--	--
675s	4	4	--
650s	--	--	--
625s	5	4	1
600s	6	6	--
575s	6	6	--
550s	5	5	--
525s	7	7	--
500s	11	11	--
475s	5	4	1
450s	3	3	--
425s	4	4	--
400s	3	3	--
below 400	4	3	1
300s	1	1	--
275s	--	--	--
250s	7	7	--
225s	14	13	1
200s	42	41	1
175s	44	42	2
150s	47	45	2
125s	29	27	2
100s	9	8	1
below 100	2	2	--

This report is for scores bowled January 20 which is Week 18 of 32

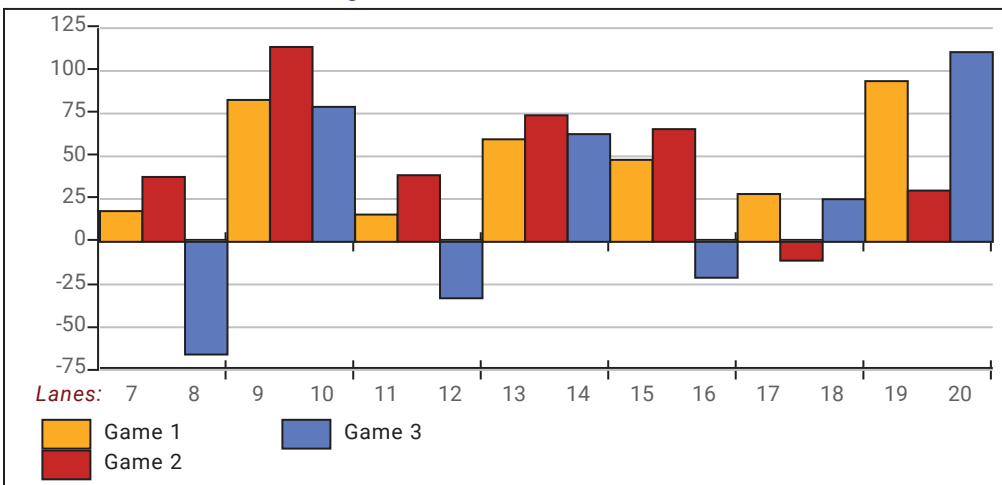
Team Average vs Avg of Scores



Average of Scores for Each Game

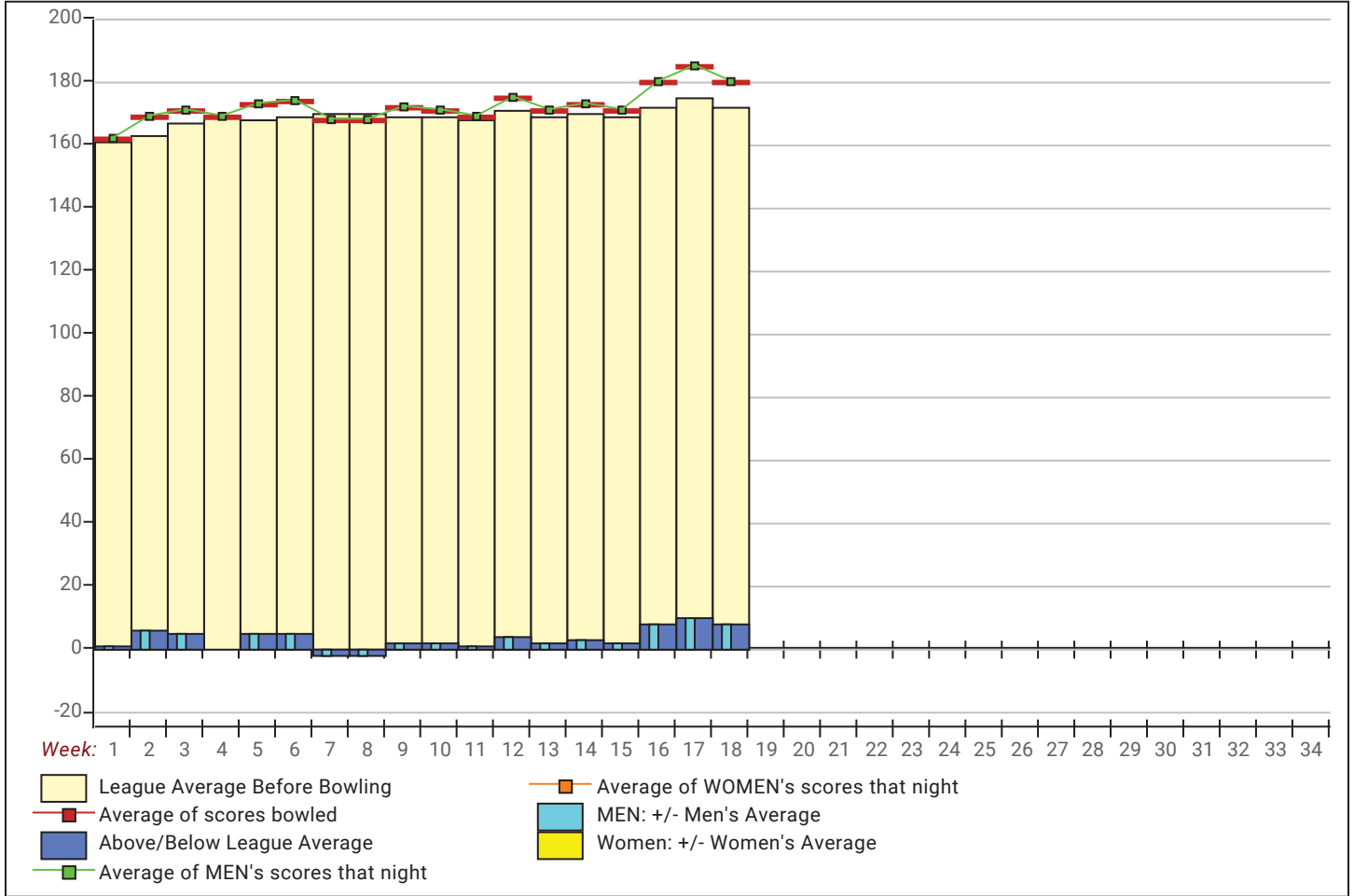


Amount Over/Under Team Average



This report is for scores bowled January 20 which is Week 18 of 32

League Average Week-by-Week



League Average Statistics for Last Week

	League	Right Hand	Left Hand
League Average Before Bowling	171.92	172.21	165.94
Average of scores bowled that night	180.09	180.68	167.78
New League Average After Bowling	172.52	172.83	166.04
Change in League Average	.60	.62	.09
People Who Bowled Over Average	44	43	1
People Who Bowled Under Average	21	19	2
Average Amount of Series Over Avg	49.39	49.56	42.00
Average Amount of Series Under Avg	-22.81	-24.16	-10.00
Difference Avg, NiteAvg	8.69	8.99	2.44
Number of Bowlers	65	62	3
Number of Games Bowled	195	186	9
People Who Raised Their Average	44	43	1
Raised By an Average of This Amount	1.16	1.16	.89
People Who Lowered Their Average	21	19	2
Lowered By an Average of This Amou	-.57	-.60	-.30
Number of Games Bowled Over Avera	117	112	5
Number of Games Bowled Under Avera	76	72	4

Note: Averages are based only on people who bowled.

Press Release -- 1/21/2025

1/20/2025 Week 18 of 32

Classic 2024-25

Monday 6:30 pm

Big Apple Fun Center

Lanes 7 - 20

Team Standings

Place	Team Name	Avg p/gm	Points Won	Points Lost	Year-To-Date WON	Y-T-D LOST
1	Kennedy Arborcare	841	190	130	375	345
2	Super Cool Unnamed Team	979	186½	133½	370½	349½
3	Kirkland Siding	830	185½	134½	425½	294½
4	West	890	182	138	336½	383½
5	Peerless Machine	726	180	140	410½	309½
6	Auto Central	751	171	149	330½	389½
7	AB Service & Repair	897	165½	154½	364	356
8	Cornhusker Ag/Rising Ag	881	160½	159½	327	393
9	Wii Bowling World Champs	859	138	182	430½	289½
10	Little Mexico Restaurant	774	137	183	308½	411½
11	Jack Lederman Co.	886	134	186	313½	406½
12	Common Cents Bookkeeping	907	133½	186½	320½	399½
13	Sorensen Group	944	106	214	323	397
14	Draw Team	871	170½	149½	404½	315½

*** Although not shown, standings are determined by points only for the current split

Last Week's Top Scores

Scratch Game		Scratch Series		Handicap Game		Handicap Series	
300	Jared Samuelson	778	Jared Samuelson	304	Jared Samuelson	797	Carter Hollis
265	Tom Richmond	755	Carter Hollis	286	Tom Richmond	790	Jared Samuelson
259	Carter Hollis	696	Ryan Walton	274	Craig Schutt	749	Scott Bauer
256	Ryan Walton	694	Jarod Zikmund	273	Carter Hollis	747	Tom Richmond
255	Jarod Zikmund	684	Tom Richmond	271	Logan Albright	736	Sean McBride
251	Jeremy Dalland	677	Scott Bauer	270	Scott Bauer	729	Ryan Walton
246	Scott Bauer	637	Jeremy Dalland	267	Ryan Walton	724	Jerry Schmitz
239	Anthony Eigenberg	634	Chuck Brisbin	267	Jake Peden	719	Mike Brown
238	Cory Waddell	633	Cory Waddell	266	Brooks Paul	718	Alex Peden
236	Logan Albright	632	Mike Brown	263	Lane Riffey	718	Jarod Zikmund
				263	Jarod Zikmund		

Local and Bowling Center Awards

Name	USBC ID Number	Award Average	Award Games	G1	G2	G3	Series	Award Score	Award Received
Logan J. Albright	1494-2865 USBC	180	33	236	170	181	587	236	225 Game (Local Assoc. Awards)
Scott A. Asay	1494-1725 USBC	137	21	153	133	179	465	179	175 Game (Local Assoc. Awards)
Mike Brown	11-463941 USBC	186	45	205	225	202	632	225	225 Game (Local Assoc. Awards)
Gary D. Hatcher	1494-256 USBC	178		183	200	203	586	200	Clean Game (199 Average or Les (Local Ass
David D. Hibberd	1494-473 USBC	188	42	188	200	226	614	226	225 Game (Local Assoc. Awards)
Carter R. Hollis	11-536044 USBC	201	48	259	258	238	755	755	140 Pins Over Average (Local Assoc. Awards)
	11-536044 USBC	201	48	259	258	238	755	755	700 Series (Local Assoc. Awards)
	11-536044 USBC	201	48	259	258	238	755	259	250 Game (Local Assoc. Awards)
	11-536044 USBC	201	48	259	258	238	755	258	250 Game (Local Assoc. Awards)
Sean A. McBride	9726-4200 USBC	140	51	156	175	180	511	511	500 Series (Local Assoc. Awards)
	9726-4200 USBC	140	51	156	175	180	511	175	175 Game (Local Assoc. Awards)
	9726-4200 USBC	140	51	156	175	180	511	180	175 Game (Local Assoc. Awards)
Brooks D. Paul	9726-4344 USBC	118	51	116	169	131	416	416	400 Series (Local Assoc. Awards)
	9726-4344 USBC	118	51	116	169	131	416	169	150 Game (Local Assoc. Awards)
Jake W. Peden	8237-527 USBC	160	45	177	212	138	527	212	200 Game (Local Assoc. Awards)
Tom Richmond	1494-1207 USBC	194	48	265	204	215	684	265	250 Game (Local Assoc. Awards)
Jared J. Samuelson	6201-21 USBC	211	48	228	250	300	778	778	140 Pins Over Average (Local Assoc. Awards)
	6201-21 USBC	211	48	228	250	300	778	778	700 Series (Local Assoc. Awards)

Press Release -- 1/21/2025

Classic 2024-25

Name	USBC ID Number	Award Average	Award Games	G1	G2	G3	Series	Award Score	Award Received
Jared J. Samuelson	6201-21 USBC	211	48	228	250	300	778	250	250 Game (Local Assoc. Awards)
	6201-21 USBC	211	48	228	250	300	778	300	75 Pins Over Average (Local Assoc. Awards)
Jerry Schmitz	1494-85 USBC	179		204	203	209	616	203	Clean Game (199 Average or Les (Local Ass
	1494-85 USBC	179		204	203	209	616	209	Clean Game (199 Average or Les (Local Ass
Craig A. Schutt	1494-3217 USBC	162	45	136	221	161	518	221	200 Game (Local Assoc. Awards)
Bob Stevens	1494-303 USBC	155	51	170	201	117	488	201	200 Game (Local Assoc. Awards)
Ron J. Studnicka	1494-3219 USBC	159	48	205	151	178	534	205	200 Game (Local Assoc. Awards)
Ryan E. Walton	8194-541 USBC	204	42	236	204	256	696	256	250 Game (Local Assoc. Awards)
Jarod D. Zikmund	6201-122 USBC	207	45	236	203	255	694	255	250 Game (Local Assoc. Awards)