

# Classic 2023-24

Monday 6:30 pm

## Big Apple Fun Center

Lanes 1 - 10

President: Carter Hollis (308)293-3437  
 Vice President: Doug Giles (308)627-5683  
 Secretary/Treasurer: Gary Hatcher (308)238-3914

### Team Standings

Place	Lane	#	Team Name	Points Won	Points Lost	%Won	Pins + HDCP	Scratch Pins	Avg p/gm	High Game	High Sers	HDCP Game	HDCP Sers
1	9	4	Family PT	170	110	60.7	55169	43493	852	1014	2808	1267	3567
2	7	10	West	169	111	60.4	55358	43691	856	984	2758	1234	3527
3	10	2	Super Cool Unnamed Team	163	117	58.2	51741	46173	961	1084	3052	1191	3428
4	2	8	Sorensen Group	157½	122½	56.3	55097	46289	907	1060	2962	1245	3532
5	1	1	Pocket Pounders	157	123	56.1	54665	37928	743	922	2609	1185	3433
6	4	7	Wilke Contracting	127	153	45.4	55208	42461	832	968	2748	1219	3501
7	6	3	Auto Central	125	155	44.6	55092	40056	785	899	2494	1192	3421
8	5	9	Cornhusker Ag/Rising Ag	118½	161½	42.3	54707	47384	929	1059	2943	1205	3349
9	8	6	Common Cents Bookkeeping	107½	172½	38.4	54710	42503	833	935	2680	1167	3370
10	3	5	Boom Goes Dynamite	105½	174½	37.7	55055	40085	785	896	2539	1166	3379

### Review of Last Week's Bowling.....

Lanes	Team Name	HDCP -1-	HDCP -2-	HDCP -3-	HDCP Total	Last Wk WON	Team Name	HDCP -1-	HDCP -2-	HDCP -3-	HDCP Total	Last Wk WON
1-2	Cornhusker Ag/Rising	1024	1124	990	3138	12	<---> Wilke Contracting	1165	1081	1019	3265	28
3-4	Sorensen Group	1084	1122	1018	3224	13	<---> Super Cool Unnamed	1089	1113	1067	3269	27
5-6	Family PT	1132	1267	1168	3567	34	<---> Common Cents Bookk	1091	1167	1101	3359	6
7-8	Boom Goes Dynamite	1083	1066	1146	3295	7	<---> Pocket Pounders	1112	1101	1185	3398	33
9-10	Auto Central	1039	1106	1156	3301	25	<---> West	1097	1024	1120	3241	15

### Lane Assignments

	1-2	3-4	5-6	7-8	9-10
Wk18 01/29	1- 8	5- 7	9- 3	10- 6	4- 2
Wk19 02/05	5- 2	6- 3	10- 8	4- 9	7- 1
Wk20 02/12	👉 Position Round- Start Lane - 1				

### Last Week's Top Scores

Team Scratch Game		Team Scratch Series		Team Handicap Game		Team Handicap Series	
1014	Family PT	2894	Super Cool Unnamed Team	1267	Family PT	3567	Family PT
988	Super Cool Unnamed Team	2808	Family PT	1185	Pocket Pounders	3398	Pocket Pounders
986	Cornhusker Ag/Rising Ag	2724	Cornhusker Ag/Rising Ag	1167	Common Cents Bookkeepi	3359	Common Cents Bo
935	Common Cents Bookkeepi	2663	Common Cents Bookkeepi	1165	Wilke Contracting	3301	Auto Central
925	Sorensen Group	2633	Sorensen Group	1156	Auto Central	3295	Boom Goes Dynam
922	Pocket Pounders	2623	West	1146	Boom Goes Dynamite	3269	Super Cool Unnam
917	Wilke Contracting	2609	Pocket Pounders	1124	Cornhusker Ag/Rising Ag	3265	Wilke Contracting
914	West	2521	Wilke Contracting	1122	Sorensen Group	3241	West
868	Boom Goes Dynamite	2461	Boom Goes Dynamite	1120	West	3224	Sorensen Group
859	Auto Central	2410	Auto Central	1113	Super Cool Unnamed Team	3138	Cornhusker Ag/Risi
Scratch Game		Scratch Series		Handicap Game		Handicap Series	
268	Dan Schmidt	735	Dan Schmidt	282	Dan Schmidt	777	Dan Schmidt
247	Chuck Brisbin	657	Justin Swanek	278	Sean McBride	738	Bryan Schirmer
237	Jared Samuelson	633	Bryan Schirmer	272	Chris Lytle	734	Tony Triplett
235	Bryan Schirmer	628	Michael Marcellus	270	Bryan Schirmer	733	Michael Marcellus
233	Chris Lytle	625	Chuck Brisbin	269	Cody Bristow	731	Cody Bristow
232	Michael Marcellus	617	Tom Richmond	267	Michael Marcellus	721	Chris Lytle
231	Justin Swanek	604	Chris Lytle	266	Jason Stubbs	721	Mike Brown
223	Jason Stubbs	604	Mike Brown	265	Cruz Evans	711	Justin Swanek
216	Cody Bristow	602	Jarod Zikmund	264	Masato Sugita	702	Jason Stubbs
215	Jarod Zikmund	602	Jared Samuelson	261	Jared Samuelson	698	Ivan Stones

**Season High Scores**

<u>Team Scratch Game</u>		<u>Team Scratch Series</u>		<u>Team Handicap Game</u>		<u>Team Handicap Series</u>	
1084	Super Cool Unnamed Team	3052	Super Cool Unnamed Team	1267	Family PT	3567	Family PT
1060	Sorensen Group	2962	Sorensen Group	1245	Sorensen Group	3532	Sorensen Group
1059	Cornhusker Ag/Rising Ag	2943	Cornhusker Ag/Rising Ag	1234	West	3527	West
1014	Family PT	2808	Family PT	1219	Wilke Contracting	3501	Wilke Contracting
984	West	2758	West	1205	Cornhusker Ag/Rising Ag	3433	Pocket Pounders
968	Wilke Contracting	2748	Wilke Contracting	1192	Auto Central	3428	Super Cool Unnam
935	Common Cents Bookkeepi	2680	Common Cents Bookkeepi	1191	Super Cool Unnamed Team	3421	Auto Central
922	Pocket Pounders	2609	Pocket Pounders	1185	Pocket Pounders	3379	Boom Goes Dynam
899	Auto Central	2539	Boom Goes Dynamite	1167	Common Cents Bookkeepi	3370	Common Cents Bo
896	Boom Goes Dynamite	2494	Auto Central	1166	Boom Goes Dynamite	3349	Cornhusker Ag/Ris
<u>Scratch Game</u>		<u>Scratch Series</u>		<u>Handicap Game</u>		<u>Handicap Series</u>	
299	Jeremy Dalland	735	Dan Schmidt	302	Jeremy Dalland	816	Tom McLeod
279	Scott Bauer	717	Jason Feddersen	299	Scott Bauer	813	Doug Giles
279	Jason Feddersen	711	Tom McLeod	298	Justin Swaneck	810	David Hibberd
276	Justin Swaneck	708	Jared Samuelson	298	Jeff Fruhling	801	Jared Samuelson
276	Dan Schmidt	702	Bruce Hatcher	297	Logan Albright	779	Zack Journey
273	Greg Pettit	701	Jeremy Dalland	296	Jared Samuelson	777	Dan Schmidt
269	Bruce Hatcher	695	Carter Hollis	296	Jason Feddersen	766	Ryan Walton
266	Chuck Brisbin	693	Justin Swaneck	295	David Hibberd	766	Trevor Hibberd
266	Jarod Zikmund	693	Greg Pettit	293	Doug Giles	762	Danny Jeffryes
265	Jared Samuelson	688	Ryan Walton	293	Trevor Hibberd	761	Jerry Schmitz
				293	Anthony Eigenberg		

**Team Rosters**

**1 - Pocket Pounders**

<u>Name</u>	<u>Avg</u>	<u>HDCP</u>	<u>Pins</u>	<u>Gms</u>	<u>Points Won</u>	<u>High Game</u>	<u>High Sers</u>	<u>HDCP Game</u>	<u>HDCP Sers</u>	<u>Most Improved Avg +/-</u>	<u>To Raise Avg +1</u>	<u>To Drop Avg -1</u>	<u>Weekly Over Avg Series Avg +/-</u>	
Jonathon S. Pelnar	100	115	2402	24	15.5	132	334	247	679	99	+1.08	325	297	
Masato M. Sugita	153	62	7827	51	26.0	215	552	280	726	157	-3.53	489	434	490 - 456=34
Andrew J. Kennedy	140	75	6302	45	34.5	181	476	262	713	133	+7.04	466	417	
Rilee M. Jensen	137	78	2879	21	15.5	208	499	291	748	137	+0.10	433	408	
Jeff Rodriguez	bk155	60	1052	6	5.0	199	579	259	759			532	522	473 - 465=8
Mike McCollough	149	66	4471	30	16.0	177	503	245	713	147	+2.03	479	445	482 - 441=41
Kevin L. Wise	175	40	7882	45	32.5	222	610	266	739	173	+2.16	566	517	571 - 522=49

**2 - Super Cool Unnamed Team**

<u>Name</u>	<u>Avg</u>	<u>HDCP</u>	<u>Pins</u>	<u>Gms</u>	<u>Points Won</u>	<u>High Game</u>	<u>High Sers</u>	<u>HDCP Game</u>	<u>HDCP Sers</u>	<u>Most Improved Avg +/-</u>	<u>To Raise Avg +1</u>	<u>To Drop Avg -1</u>	<u>Weekly Over Avg Series Avg +/-</u>	
Tom Richmond	190	25	8588	45	22.0	246	628	271	706	193	-2.16	580	531	617 - 567=50
Tom McLeod	188	27	3391	18	17.5	255	711	290	816			578	556	
Jason D. Stubbs	173	42	6263	36	21.5	223	573	266	702	172	+1.97	523	483	573 - 516=57
Ryan E. Walton	192	23	6359	33	20.5	249	688	275	766	191	+1.70	589	552	566 - 579=-13
Scott A. Bauer	193	22	7527	39	25.5	279	669	299	741	190	+3.00	621	578	513 - 582=-69
Todd M. Mathews	207	8	3732	18	12.5	246	653	260	695			636	614	
Chuck M. Brisbin	202	13	9716	48	27.0	266	685	280	727	200	+2.42	637	585	625 - 606=19

**3 - Auto Central**

<u>Name</u>	<u>Avg</u>	<u>HDCP</u>	<u>Pins</u>	<u>Gms</u>	<u>Points Won</u>	<u>High Game</u>	<u>High Sers</u>	<u>HDCP Game</u>	<u>HDCP Sers</u>	<u>Most Improved Avg +/-</u>	<u>To Raise Avg +1</u>	<u>To Drop Avg -1</u>	<u>Weekly Over Avg Series Avg +/-</u>	
Bob Hunt	127	88	6478	51	38.0	175	430	270	700	126	+1.02	434	379	424 - 378=46
Mark A. Woodside	140	75	4620	33	20.0	180	467	252	695	143	-3.00	456	419	411 - 420=-9
Chris L. Stapleton	153	62	5968	39	21.0	194	527	258	689	152	+1.03	500	457	409 - 462=-53
Kevin L. Moriarty	178	37	8555	48	32.5	236	610	273	733	174	+4.23	574	522	533 - 534=-1
John L. Krotz	177	38	7980	45	26.5	235	627	269	736	177	+0.33	564	515	

**4 - Family PT**

<u>Name</u>	<u>Avg</u>	<u>HDCP</u>	<u>Pins</u>	<u>Gms</u>	<u>Points Won</u>	<u>High Game</u>	<u>High Sers</u>	<u>HDCP Game</u>	<u>HDCP Sers</u>	<u>Most Improved Avg +/-</u>	<u>To Raise Avg +1</u>	<u>To Drop Avg -1</u>	<u>Weekly Over Avg Series Avg +/-</u>	
Sean A. McBride	148	67	7576	51	32.0	211	503	278	707	149	-0.45	470	415	470 - 444=26
Ron A. Engel	165	50	6453	39	25.5	227	560	278	713	164	+1.46	519	476	
Cody D. Bristow	164	51	7886	48	33.0	222	590	278	758	158	+6.29	529	477	572 - 486=86
Dan Schmidt	204	11	9182	45	27.0	276	735	291	777	204	+0.04	658	609	735 - 603=132
Mike Brown	178	37	9082	51	50.5	214	614	257	749	170	+8.08	584	529	604 - 528=76

5 - Boom Goes Dynamite

Name	Avg	HDCP	Pins	Gms	Points	High	High	HDCP	HDCP	Most Improved		To Raise	To Drop	Weekly Over Avg
					Won	Game	Sers	Game	Sers	Avg	+/-	Avg +1	Avg -1	Series Avg +/-
Zack Journey	151	64	4551	30	20.5	198	554	273	779	147	+4.70	465	431	
Trevor A. Roberts	148	67	5656	38	16.7	193	498	255	686	151	-2.16	453	411	467 - 444=23
Scott R. Hickel	137	78	4400	32	23.3	175	456	255	711	134	+3.50	430	394	412 - 411=1
Cruz A. Evans	164	51	6416	39	26.5	222	553	274	727	164	+0.51	514	471	505 - 492=13
Nolan P. Parr	137	78	4120	30	16.0	173	457	248	697	135	+2.33	434	400	
Craig A. Schutt	172	43	6744	39	23.0	207	560	256	708	178	-5.08	522	479	545 - 516=29
Nathan Banks	177	38	7434	42	32.5	235	593	273	707	180	-3.00	576	530	532 - 528=4

6 - Common Cents Bookkeeping

Name	Avg	HDCP	Pins	Gms	Points	High	High	HDCP	HDCP	Most Improved		To Raise	To Drop	Weekly Over Avg
					Won	Game	Sers	Game	Sers	Avg	+/-	Avg +1	Avg -1	Series Avg +/-
Brandon Brinegar	128	87	1160	9	9.0	170	441	252	687			388	375	
Beau R. Follmer	112	103	675	6	5.0	149	395	233	647			342	332	
Tony D. Triplett	129	86	6219	48	26.5	186	470	267	734	133	-3.44	411	359	470 - 381=89
Shawn E. Mizner	174	41	8710	50	26.0	245	599	287	737	174	+0.20	565	511	488 - 522=-34
Tyler L. Mizner	187	28	8456	45	29.5	257	660	283	738	193	-5.09	568	519	567 - 561=6
Austin M. Longmore	175	40	8931	51	30.5	234	588	281	722	168	+7.12	573	518	510 - 525=-15
Michael G. Marcellus	182	33	8202	45	35.5	232	628	267	733	183	-0.73	582	533	628 - 540=88

7 - Wilke Contracting

Name	Avg	HDCP	Pins	Gms	Points	High	High	HDCP	HDCP	Most Improved		To Raise	To Drop	Weekly Over Avg
					Won	Game	Sers	Game	Sers	Avg	+/-	Avg +1	Avg -1	Series Avg +/-
Ron J. Studnicka	152	63	7331	48	33.5	207	516	277	726	149	+3.73	472	420	459 - 456=3
Trevor D. Hibberd	150	65	7694	51	41.5	221	550	293	766	149	+1.86	460	405	487 - 450=37
Leroy H. Hoss	147	68	7093	48	36.0	194	530	264	740	141	+6.77	455	403	399 - 444=-45
David D. Hibberd	180	35	9213	51	39.0	259	646	295	810	175	+5.65	561	506	574 - 537=37
Jarod D. Zikmund	198	17	8950	45	29.0	266	672	278	710	208	-9.11	602	553	602 - 594=8

8 - Sorensen Group

Name	Avg	HDCP	Pins	Gms	Points	High	High	HDCP	HDCP	Most Improved		To Raise	To Drop	Weekly Over Avg
					Won	Game	Sers	Game	Sers	Avg	+/-	Avg +1	Avg -1	Series Avg +/-
Doug Giles	169	46	8118	48	34.5	254	660	293	813	167	+2.13	552	500	517 - 504=13
Chris R. Lytle	178	37	5904	33	27.0	246	604	289	723	176	+2.91	540	503	604 - 528=76
Logan J. Albright	168	47	4560	27	16.0	247	600	297	757	165	+3.89	510	479	493 - 507=-14
Jeff A. Fruhling	174	41	8372	48	29.5	254	596	298	716	172	+2.42	553	501	483 - 525=-42
Josh K. Krolikowski	189	26	7958	42	31.0	236	642	261	747	191	-1.52	592	546	536 - 570=-34
Jerred J. Johnson	202	13	2426	12	9.0	244	652	262	706			619	603	
Jeremy J. Dalland	214	1	7094	33	22.0	299	701	302	710	215	-0.03	646	609	

9 - Cornhusker Ag/Rising Ag

Name	Avg	HDCP	Pins	Gms	Points	High	High	HDCP	HDCP	Most Improved		To Raise	To Drop	Weekly Over Avg
					Won	Game	Sers	Game	Sers	Avg	+/-	Avg +1	Avg -1	Series Avg +/-
Bob G. Vogt	bk171	44	516	3	4.0	186	516	230	648			522	515	
Matt W. Morrow	186	29	2792	15	8.0	255	639	263	708			574	555	
Jason S. Feddersen	208	7	9985	48	41.0	279	717	296	760	212	-3.98	674	622	520 - 630=-110
Anthony C. Eigenberg	169	46	7647	45	31.0	244	585	293	744	170	-0.07	513	464	507 - 510=-3
Danny Jeffryes	164	51	7424	45	30.0	215	600	269	762	163	+1.98	496	447	527 - 492=35
Jared J. Samuelson	191	24	8063	42	32.0	265	708	296	801	192	-0.02	577	531	602 - 573=29
Carter R. Hollis	201	14	9063	45	26.0	255	695	267	728	209	-7.60	633	584	568 - 606=-38

10 - West

Name	Avg	HDCP	Pins	Gms	Points	High	High	HDCP	HDCP	Most Improved		To Raise	To Drop	Weekly Over Avg
					Won	Game	Sers	Game	Sers	Avg	+/-	Avg +1	Avg -1	Series Avg +/-
Bob Stevens	156	59	7976	51	41.0	204	544	265	745	152	+4.39	502	447	479 - 468=11
Johnny L. Nikkila	168	47	8071	48	29.0	219	557	273	714	166	+2.15	548	496	496 - 504=-8
Ivan D. Stones	156	59	7980	51	34.5	202	534	260	709	155	+1.47	498	443	518 - 465=53
Gary D. Hatcher	169	46	6096	36	21.5	207	557	257	675	169	+0.33	534	494	
Justin R. Swaneck	199	16	7762	39	23.0	276	693	298	759	194	+5.03	638	595	657 - 591=66
Jerry Schmitz	188	27	3958	21	17.0	246	656	281	761	188	+0.48	578	553	473 - 579=-106
Bruce A. Hatcher	205	10	1848	9	11.0	269	702	281	738			624	611	

**Temporary Substitutes**

Name	Avg	HDCP	Pins	Gms	Points	High	High	HDCP	HDCP	Most Improved		To Raise	To Drop	Weekly Over Avg
					Won	Game	Sers	Game	Sers	Avg	+/-	Avg +1	Avg -1	Series Avg +/-
Stan Banks	137	78	2194	16	10.0	188	465	251	720			428	408	427 - 405=22
Scott A. Feddersen	152	63	1369	9	10.0	167	483	240	702			467	454	
Larry K. Giddings	bk172	43	1202	6	6.0	234	605	277	734			607	597	
Rich Hancock	170	45	1530	9	5.5	193	532	242	679			522	509	
Ben L. Howard	bk184	31	1126	6	6.0	203	593	234	686			566	556	593 - 552=41
Bill Kirkland	149	66	4045	27	23.0	195	514	270	733	148	+1.81	455	424	
Brad M. Olson	bk191	24	519	3		179	519	203	591			525	518	
Kenny Owen	175	40	525	3	4.0	186	525	226	645			531	524	
Greg A. Pettit	bk201	14	1243	6	6.0	273	693	287	735			629	619	
Bryan A. Schirmer	185	30	3345	18	5.5	235	633	270	738			561	539	633 - 540=93
Richard M. Serr	bk164	51	969	6	3.0	204	514	255	667			489	479	
Devon L. Smith	bk183	32	491	3		171	491	203	587			493	486	
Eric R. Zikmund	181	34	2180	12	6.0	213	589	242	676			550	534	

**High Individual Match Points**

50.5	Mike Brown	41.5	Trevor Hibberd	41	Bob Stevens	41	Jason Feddersen
39	David Hibberd	38	Bob Hunt	36	Leroy Hoss	35.5	Michael Marcellus
34.5	Doug Giles	34.5	Ivan Stones	34.5	Andrew Kennedy	33.5	Ron Studnicka
33	Cody Bristow	32.5	Kevin Wise	32.5	Nathan Banks	32.5	Kevin Moriarty

**Individual High Averages**

214.97	Jeremy Dalland	208.02	Jason Feddersen	204.04	Dan Schmidt	202.42	Chuck Brisbin
201.40	Carter Hollis	199.03	Justin Swanek	198.89	Jarod Zikmund	193.00	Scott Bauer
192.70	Ryan Walton	191.98	Jared Samuelson	190.84	Tom Richmond	189.48	Josh Krolikowski
188.48	Jerry Schmitz	187.91	Tyler Mizner	182.27	Michael Marcellus	180.65	David Hibberd

**Most Improved Average**

170	to	178.08	=	+8.08	Mike Brown	168	to	175.12	=	+7.12	Austin Longmore
133	to	140.04	=	+7.04	Andrew Kennedy	141	to	147.77	=	+6.77	Leroy Hoss
158	to	164.29	=	+6.29	Cody Bristow	175	to	180.65	=	+5.65	David Hibberd
194	to	199.03	=	+5.03	Justin Swanek	147	to	151.70	=	+4.70	Zack Journey
152	to	156.39	=	+4.39	Bob Stevens	174	to	178.23	=	+4.23	Kevin Moriarty

**Most Un-Improved Averages**

208	to	198.89	=	-9.11	Jarod Zikmund	209	to	201.40	=	-7.60	Carter Hollis
193	to	187.91	=	-5.09	Tyler Mizner	178	to	172.92	=	-5.08	Craig Schutt
212	to	208.02	=	-3.98	Jason Feddersen	157	to	153.47	=	-3.53	Masato Sugita
133	to	129.56	=	-3.44	Tony Triplett	143	to	140.00	=	-3.00	Mark Woodside
180	to	177.00	=	-3.00	Nathan Banks	151	to	148.84	=	-2.16	Trevor Roberts

# Classic 2023-24

## Big Apple Fun Center

### Reprint of Scores -- Week 17

#### Lane 1 9 - Cornhusker Ag/Rising Ag Week 17 1/22/2024

Name	Old	Old	HDCP				
	Avg	HDCP	-1-	-2-	-3-	Total	Total
Jason S. Feddersen	210	5	146	193	181	520	535
Anthony C. Eigenberg	170	45	179	170	<b>158</b>	507	642
Danny Jeffryes	164	51	<b>177</b>	<b>191</b>	<b>159</b>	527	<b>680</b>
Jared J. Samuelson	191	24	208	<b>237</b>	157	602	674
Carter R. Hollis	202	13	176	<b>195</b>	197	568	607
			====	====	====	====	====
Scratch Total			886	<b>986</b>	<b>852</b>	<b>2724</b>	<b>2724</b>
Handicap			138	138	138		414
Total			1024	<b>1124</b>	990	<b>2724</b>	3138
Team Points Won			0.0	5.0	0.0	5.0	5.0
Match Points Won			1.0	3.0	2.0	7.0	7.0
Total Points Won			1.0	8.0	2.0	12.0	12.0

#### Lane 2 7 - Wilke Contracting Week 17 1/22/2024

Name	Old	Old	HDCP				
	Avg	HDCP	-1-	-2-	-3-	Total	Total
Ron J. Studnicka	152	63	<b>172</b>	<b>151</b>	<b>136</b>	459	<b>648</b>
Trevor D. Hibberd	150	65	<b>168</b>	<b>189</b>	130	487	<b>682</b>
Leroy H. Hoss	148	67	148	124	127	399	600
David D. Hibberd	179	36	<b>214</b>	192	<b>168</b>	574	<b>682</b>
Jarod D. Zikmund	198	17	<b>215</b>	177	<b>210</b>	602	<b>653</b>
			====	====	====	====	====
Scratch Total			<b>917</b>	833	771	2521	2521
Handicap			248	248	248		744
Total			<b>1165</b>	1081	<b>1019</b>	2521	<b>3265</b>
Team Points Won			5.0	0.0	5.0	15.0	15.0
Match Points Won			4.0	2.0	3.0	13.0	13.0
Total Points Won			9.0	2.0	8.0	28.0	28.0

#### Lane 3 8 - Sorensen Group Week 17 1/22/2024

Name	Old	Old	HDCP				
	Avg	HDCP	-1-	-2-	-3-	Total	Total
Doug Giles	168	47	<b>202</b>	169	146	517	658
Chris R. Lytle	176	39	193	<b>233</b>	<b>178</b>	604	<b>721</b>
Logan J. Albright	169	46	147	<b>200</b>	146	493	631
Jeff A. Fruhling	175	40	133	169	<b>181</b>	483	<b>603</b>
Josh K. Krolikowski	190	25	<b>212</b>	154	170	536	611
			====	====	====	====	====
Scratch Total			887	925	821	2633	2633
Handicap			197	197	197		591
Total			1084	<b>1122</b>	1018	2633	3224
Team Points Won			0.0	5.0	0.0	5.0	5.0
Match Points Won			2.0	2.0	2.0	8.0	8.0
Total Points Won			2.0	7.0	2.0	13.0	13.0

#### Lane 4 2 - Super Cool Unnamed Team Week 17 1/22/2024

Name	Old	Old	HDCP				
	Avg	HDCP	-1-	-2-	-3-	Total	Total
Tom Richmond	189	26	212	<b>201</b>	<b>204</b>	617	<b>695</b>
Jason D. Stubbs	172	43	<b>191</b>	223	159	573	702
Ryan E. Walton	193	22	<b>199</b>	191	<b>176</b>	566	<b>632</b>
Scott A. Bauer	194	21	<b>164</b>	<b>193</b>	156	513	576
Chuck M. Brisbin	202	13	198	<b>180</b>	<b>247</b>	625	<b>664</b>
			====	====	====	====	====
Scratch Total			<b>964</b>	<b>988</b>	<b>942</b>	<b>2894</b>	<b>2894</b>
Handicap			125	125	125		375
Total			<b>1089</b>	1113	<b>1067</b>	<b>2894</b>	<b>3269</b>
Team Points Won			5.0	0.0	5.0	15.0	15.0
Match Points Won			3.0	3.0	3.0	12.0	12.0
Total Points Won			8.0	3.0	8.0	27.0	27.0

#### Lane 5 4 - Family PT Week 17 1/22/2024

Name	Old	Old	HDCP				
	Avg	HDCP	-1-	-2-	-3-	Total	Total
Sean A. McBride	148	67	127	<b>211</b>	132	470	671
Stan Banks	135	80	<b>124</b>	<b>154</b>	<b>149</b>	427	<b>667</b>
Cody D. Bristow	162	53	158	<b>216</b>	<b>198</b>	572	<b>731</b>
Dan Schmidt	201	14	<b>268</b>	<b>244</b>	<b>223</b>	735	<b>777</b>
Mike Brown	176	39	<b>202</b>	189	<b>213</b>	604	721
			====	====	====	====	====
Scratch Total			<b>879</b>	<b>1014</b>	<b>915</b>	<b>2808</b>	<b>2808</b>
Handicap			253	253	253		759
Total			<b>1132</b>	<b>1267</b>	<b>1168</b>	<b>2808</b>	<b>3567</b>
Team Points Won			5.0	5.0	5.0	20.0	20.0
Match Points Won			3.0	4.0	4.0	14.0	14.0
Total Points Won			8.0	9.0	9.0	34.0	34.0

#### Lane 6 6 - Common Cents Bookkeeping Week 17 1/22/2024

Name	Old	Old	HDCP				
	Avg	HDCP	-1-	-2-	-3-	Total	Total
Tony D. Triplett	127	88	<b>148</b>	157	<b>165</b>	470	<b>734</b>
Shawn E. Mizner	174	41	144	184	160	488	611
Tyler L. Mizner	187	28	<b>186</b>	196	185	567	651
Austin M. Longmore	175	40	187	166	157	510	630
Michael G. Marcellus	180	35	194	<b>232</b>	202	628	<b>733</b>
			====	====	====	====	====
Scratch Total			859	935	869	2663	2663
Handicap			232	232	232		696
Total			1091	1167	1101	2663	3359
Team Points Won			0.0	0.0	0.0	0.0	0.0
Match Points Won			2.0	1.0	1.0	6.0	6.0
Total Points Won			2.0	1.0	1.0	6.0	6.0

Classic 2023-24

Lane 7 5 - Boom Goes Dynamite Week 17 1/22/2024

Name	Old Avg	Old HDCP	-1-	-2-	-3-	Total	HDCP Total
Trevor A. Roberts	148	67	156	145	166	467	668
Scott R. Hickel	137	78	138	122	152	412	646
Cruz A. Evans	164	51	145	146	214	505	658
Craig A. Schutt	172	43	187	196	162	545	674
Nathan Banks	176	39	179	179	174	532	649
			=====	=====	=====	=====	=====
Scratch Total			805	788	868	2461	2461
Handicap			278	278	278		834
Total			1083	1066	1146	2461	3295
Team Points Won			0.0	0.0	0.0	0.0	0.0
Match Points Won			2.0	3.0	2.0	7.0	7.0
Total Points Won			2.0	3.0	2.0	7.0	7.0

Lane 8 1 - Pocket Pounders Week 17 1/22/2024

Name	Old Avg	Old HDCP	-1-	-2-	-3-	Total	HDCP Total
Masato M. Sugita	152	63	142	147	201	490	679
Jeff Rodriguez	bk155	60	149	170	154	473	653
Mike McCollough	147	68	146	159	177	482	686
Ben L. Howard	bk184	31	203	193	197	593	686
Kevin L. Wise	174	41	209	169	193	571	694
			=====	=====	=====	=====	=====
Scratch Total			849	838	922	2609	2609
Handicap			263	263	263		789
Total			1112	1101	1185	2609	3398
Team Points Won			5.0	5.0	5.0	20.0	20.0
Match Points Won			3.0	2.0	3.0	13.0	13.0
Total Points Won			8.0	7.0	8.0	33.0	33.0

Lane 9 3 - Auto Central Week 17 1/22/2024

Name	Old Avg	Old HDCP	-1-	-2-	-3-	Total	HDCP Total
Bob Hunt	126	89	122	145	157	424	691
Mark A. Woodside	140	75	140	127	144	411	636
Chris L. Stapleton	154	61	139	129	141	409	592
Kevin L. Moriarty	178	37	148	173	212	533	644
Bryan A. Schirmer	180	35	193	235	205	633	738
			=====	=====	=====	=====	=====
Scratch Total			742	809	859	2410	2410
Handicap			297	297	297		891
Total			1039	1106	1156	2410	3301
Team Points Won			0.0	5.0	5.0	15.0	15.0
Match Points Won			0.0	4.0	3.0	10.0	10.0
Total Points Won			0.0	9.0	8.0	25.0	25.0

Lane 10 10 - West Week 17 1/22/2024

Name	Old Avg	Old HDCP	-1-	-2-	-3-	Total	HDCP Total
Bob Stevens	156	59	161	163	155	479	656
Johnny L. Nikkila	168	47	182	148	166	496	637
Ivan D. Stones	155	60	148	170	200	518	698
Jerry Schmitz	193	22	169	137	167	473	539
Justin R. Swaneek	197	18	231	200	226	657	711
			=====	=====	=====	=====	=====
Scratch Total			891	818	914	2623	2623
Handicap			206	206	206		618
Total			1097	1024	1120	2623	3241
Team Points Won			5.0	0.0	0.0	5.0	5.0
Match Points Won			5.0	1.0	2.0	10.0	10.0
Total Points Won			10.0	1.0	2.0	15.0	15.0

# Classic 2023-24

## Big Apple Fun Center

### Match Points Won (This Week) -- Week 17

**Lane 1 9 - Cornhusker Ag/Rising Ag** Week 17 1/22/2024

Name	Last Wk Won	Last Wk Lost	HDCP -1-	HDCP -2-	HDCP -3-	HDCP Total
Jason S. Feddersen		4.0	151	198	186	535
Anthony C. Eigenberg	1.0	3.0	224	215	<b>203</b>	642
Danny Jeffryes	4.0		<b>228</b>	<b>242</b>	<b>210</b>	<b>680</b>
Jared J. Samuelson	1.0	3.0	232	<b>261</b>	181	674
Carter R. Hollis	1.0	3.0	189	<b>208</b>	210	607
=====						
Scratch Total			886	<b>986</b>	<b>852</b>	<b>2724</b>
Handicap			138	138	138	414
Total			1024	<b>1124</b>	990	3138
Team Points Won			0.0	5.0	0.0	5.0
Match Points Won			1.0	3.0	2.0	7.0
Total Points Won			1.0	8.0	2.0	12.0

**Lane 2 7 - Wilke Contracting** Week 17 1/22/2024

Name	Last Wk Won	Last Wk Lost	HDCP -1-	HDCP -2-	HDCP -3-	HDCP Total
Ron J. Studnicka		4.0				
Trevor D. Hibberd	3.0	1.0	<b>233</b>	<b>254</b>	195	<b>682</b>
Leroy H. Hoss		4.0	215	191	194	600
David D. Hibberd	3.0	1.0	<b>250</b>	228	<b>204</b>	<b>682</b>
Jarod D. Zikmund	3.0	1.0	<b>232</b>	194	<b>227</b>	<b>653</b>
=====						
Scratch Total			917	833	771	2521
Handicap			248	248	248	744
Total			1165	1081	<b>1019</b>	<b>3265</b>
Team Points Won			5.0	0.0	5.0	15.0
Match Points Won			4.0	2.0	3.0	13.0
Total Points Won			9.0	2.0	8.0	28.0

**Lane 3 8 - Sorensen Group** Week 17 1/22/2024

Name	Last Wk Won	Last Wk Lost	HDCP -1-	HDCP -2-	HDCP -3-	HDCP Total
Doug Giles	1.0	3.0	<b>249</b>	216	193	658
Chris R. Lytle	3.0	1.0	232	<b>272</b>	<b>217</b>	<b>721</b>
Logan J. Albright	1.0	3.0	193	<b>246</b>	192	631
Jeff A. Fruhling	2.0	2.0	173	209	<b>221</b>	<b>603</b>
Josh K. Krolikowski	1.0	3.0	<b>237</b>	179	195	611
=====						
Scratch Total			887	925	821	2633
Handicap			197	197	197	591
Total			1084	<b>1122</b>	1018	3224
Team Points Won			0.0	5.0	0.0	5.0
Match Points Won			2.0	2.0	2.0	8.0
Total Points Won			2.0	7.0	2.0	13.0

**Lane 4 2 - Super Cool Unnamed Team** Week 17 1/22/2024

Name	Last Wk Won	Last Wk Lost	HDCP -1-	HDCP -2-	HDCP -3-	HDCP Total
Tom Richmond	3.0	1.0	238	<b>227</b>	<b>230</b>	<b>695</b>
Jason D. Stubbs	1.0	3.0	<b>234</b>	266	202	702
Ryan E. Walton	3.0	1.0	<b>221</b>	213	<b>198</b>	<b>632</b>
Scott A. Bauer	2.0	2.0	<b>185</b>	<b>214</b>	177	576
Chuck M. Brisbin	3.0	1.0	211	<b>193</b>	<b>260</b>	<b>664</b>
=====						
Scratch Total			964	<b>988</b>	<b>942</b>	<b>2894</b>
Handicap			125	125	125	375
Total			1089	1113	<b>1067</b>	<b>3269</b>
Team Points Won			5.0	0.0	5.0	15.0
Match Points Won			3.0	3.0	3.0	12.0
Total Points Won			8.0	3.0	8.0	27.0

**Lane 5 4 - Family PT** Week 17 1/22/2024

Name	Last Wk Won	Last Wk Lost	HDCP -1-	HDCP -2-	HDCP -3-	HDCP Total
Sean A. McBride	1.0	3.0	194	<b>278</b>	199	671
Stan Banks	4.0		<b>204</b>	<b>234</b>	<b>229</b>	<b>667</b>
Cody D. Bristow	3.0	1.0	211	<b>269</b>	<b>251</b>	<b>731</b>
Dan Schmidt	4.0		<b>282</b>	<b>258</b>	<b>237</b>	<b>777</b>
Mike Brown	2.0	2.0	<b>241</b>	228	<b>252</b>	721
=====						
Scratch Total			879	<b>1014</b>	<b>915</b>	<b>2808</b>
Handicap			253	253	253	759
Total			1132	<b>1267</b>	<b>1168</b>	<b>3567</b>
Team Points Won			5.0	5.0	5.0	20.0
Match Points Won			3.0	4.0	4.0	14.0
Total Points Won			8.0	9.0	9.0	34.0

**Lane 6 6 - Common Cents Bookkeeping** Week 17 1/22/2024

Name	Last Wk Won	Last Wk Lost	HDCP -1-	HDCP -2-	HDCP -3-	HDCP Total
Tony D. Triplett	3.0	1.0	<b>236</b>	245	<b>253</b>	<b>734</b>
Shawn E. Mizner		4.0	185	225	201	611
Tyler L. Mizner	1.0	3.0	<b>214</b>	224	213	651
Austin M. Longmore		4.0	227	206	197	630
Michael G. Marcellus	2.0	2.0	229	<b>267</b>	237	<b>733</b>
=====						
Scratch Total			859	935	869	2663
Handicap			232	232	232	696
Total			1091	1167	1101	3359
Team Points Won			0.0	0.0	0.0	0.0
Match Points Won			2.0	1.0	1.0	6.0
Total Points Won			2.0	1.0	1.0	6.0

**Lane 7 5 - Boom Goes Dynamite** Week 17 1/22/2024

Name	Last Wk Won	Last Wk Lost	HDCP -1-	HDCP -2-	HDCP -3-	HDCP Total
Trevor A. Roberts	2.0	2.0	<b>223</b>	<b>212</b>	233	668
Scott R. Hickel	2.0	2.0	<b>216</b>	200	<b>230</b>	646
Cruz A. Evans	1.0	3.0	196	197	<b>265</b>	658
Craig A. Schutt	1.0	3.0	230	<b>239</b>	205	674
Nathan Banks	1.0	3.0	218	<b>218</b>	213	649
			=====	=====	=====	=====
Scratch Total			805	788	868	2461
Handicap			278	278	278	834
Total			1083	1066	1146	3295
Team Points Won			0.0	0.0	0.0	0.0
Match Points Won			2.0	3.0	2.0	7.0
Total Points Won			2.0	3.0	2.0	7.0

**Lane 9 3 - Auto Central** Week 17 1/22/2024

Name	Last Wk Won	Last Wk Lost	HDCP -1-	HDCP -2-	HDCP -3-	HDCP Total
Bob Hunt	3.0	1.0	211	<b>234</b>	<b>246</b>	<b>691</b>
Mark A. Woodside	2.0	2.0	215	<b>202</b>	<b>219</b>	636
Chris L. Stapleton		4.0	200	190	202	592
Kevin L. Moriarty	3.0	1.0	185	<b>210</b>	<b>249</b>	<b>644</b>
Bryan A. Schirmer	2.0	2.0	228	<b>270</b>	240	<b>738</b>
			=====	=====	=====	=====
Scratch Total			742	809	859	2410
Handicap			297	297	297	891
Total			1039	<b>1106</b>	<b>1156</b>	<b>3301</b>
Team Points Won			0.0	5.0	5.0	15.0
Match Points Won			0.0	4.0	3.0	10.0
Total Points Won			0.0	9.0	8.0	25.0

**Lane 8 1 - Pocket Pounders** Week 17 1/22/2024

Name	Last Wk Won	Last Wk Lost	HDCP -1-	HDCP -2-	HDCP -3-	HDCP Total
Masato M. Sugita	2.0	2.0	205	210	<b>264</b>	<b>679</b>
Jeff Rodriguez	2.0	2.0	209	<b>230</b>	214	<b>653</b>
Mike McCollough	3.0	1.0	<b>214</b>	<b>227</b>	245	<b>686</b>
Ben L. Howard	3.0	1.0	<b>234</b>	224	<b>228</b>	<b>686</b>
Kevin L. Wise	3.0	1.0	<b>250</b>	210	<b>234</b>	<b>694</b>
			=====	=====	=====	=====
Scratch Total			<b>849</b>	<b>838</b>	<b>922</b>	<b>2609</b>
Handicap			263	263	263	789
Total			<b>1112</b>	<b>1101</b>	<b>1185</b>	<b>3398</b>
Team Points Won			5.0	5.0	5.0	20.0
Match Points Won			3.0	2.0	3.0	13.0
Total Points Won			8.0	7.0	8.0	33.0

**Lane 10 10 - West** Week 17 1/22/2024

Name	Last Wk Won	Last Wk Lost	HDCP -1-	HDCP -2-	HDCP -3-	HDCP Total
Bob Stevens	1.0	3.0	<b>220</b>	222	214	656
Johnny L. Nikkila	2.0	2.0	<b>229</b>	195	213	<b>637</b>
Ivan D. Stones	4.0		<b>208</b>	<b>230</b>	<b>260</b>	<b>698</b>
Jerry Schmitz	1.0	3.0	<b>191</b>	159	189	539
Justin R. Swanek	2.0	2.0	<b>249</b>	218	<b>244</b>	711
			=====	=====	=====	=====
Scratch Total			<b>891</b>	<b>818</b>	<b>914</b>	<b>2623</b>
Handicap			206	206	206	618
Total			<b>1097</b>	1024	1120	3241
Team Points Won			5.0	0.0	0.0	5.0
Match Points Won			5.0	1.0	2.0	10.0
Total Points Won			10.0	1.0	2.0	15.0



# Classic 2023-24

## Big Apple Fun Center

### Match Points Won (Total for Year)

Name	Points		%Won	Avg	Gms	Name	Points		%Won	Avg	Gms
	Won	Lost					Won	Lost			
Mike Brown	50.5	17.5	74.26%	178	51	Scott R. Hickel	23.3	20.0	53.81%	137	32
Trevor D. Hibberd	41.5	26.5	61.03%	150	51	Bill Kirkland	23.0	13.0	63.89%	149	27
Bob Stevens	41.0	27.0	60.29%	156	51	Jeremy J. Dalland	22.0	22.0	50.00%	214	33
Jason S. Feddersen	41.0	23.0	64.06%	208	48	Tom Richmond	22.0	42.0	34.38%	190	45
David D. Hibberd	39.0	29.0	57.35%	180	51	Gary D. Hatcher	21.5	26.5	44.79%	169	36
Bob Hunt	38.0	30.0	55.88%	127	51	Jason D. Stubbs	21.5	30.5	41.35%	173	36
Leroy H. Hoss	36.0	28.0	56.25%	147	48	Chris L. Stapleton	21.0	31.0	40.38%	153	39
Michael G. Marcellus	35.5	24.5	59.17%	182	45	Ryan E. Walton	20.5	23.5	46.59%	192	33
Doug Giles	34.5	29.5	53.91%	169	48	Zack Journey	20.5	19.5	51.25%	151	30
Ivan D. Stones	34.5	33.5	50.74%	156	51	Mark A. Woodside	20.0	24.0	45.45%	140	33
Andrew J. Kennedy	34.5	29.5	53.91%	140	45	Tom McLeod	17.5	10.5	62.50%	188	18
Ron J. Studnicka	33.5	30.5	52.34%	152	48	Jerry Schmitz	17.0	11.0	60.71%	188	21
Cody D. Bristow	33.0	31.0	51.56%	164	48	Trevor A. Roberts	16.7	34.0	32.94%	148	38
Kevin L. Wise	32.5	27.5	54.17%	175	45	Logan J. Albright	16.0	20.0	44.44%	168	27
Nathan Banks	32.5	23.5	58.04%	177	42	Mike McCollough	16.0	24.0	40.00%	149	30
Kevin L. Moriarty	32.5	31.5	50.78%	178	48	Nolan P. Parr	16.0	24.0	40.00%	137	30
Sean A. McBride	32.0	36.0	47.06%	148	51	Jonathon S. Pelnar	15.5	24.5	38.75%	100	24
Jared J. Samuelson	32.0	24.0	57.14%	191	42	Rilee M. Jensen	15.5	16.5	48.44%	137	21
Josh K. Krolkowski	31.0	25.0	55.36%	189	42	Todd M. Mathews	12.5	11.5	52.08%	207	18
Anthony C. Eigenberg	31.0	29.0	51.67%	169	45	Bruce A. Hatcher	11.0	1.0	91.67%	205	9
Austin M. Longmore	30.5	37.5	44.85%	175	51	Stan Banks	10.0	11.0	47.62%	137	16
Danny Jeffryes	30.0	30.0	50.00%	164	45	Scott A. Feddersen	10.0	2.0	83.33%	152	9
Tyler L. Mizner	29.5	30.5	49.17%	187	45	Brandon Brinegar	9.0	3.0	75.00%	128	9
Jeff A. Fruhling	29.5	34.5	46.09%	174	48	Jerred J. Johnson	9.0	7.0	56.25%	202	12
Johnny L. Nikkila	29.0	35.0	45.31%	168	48	Matt W. Morrow	8.0	12.0	40.00%	186	15
Jarod D. Zikmund	29.0	31.0	48.33%	198	45	Larry K. Giddings	6.0	2.0	75.00%	bk172	6
Chris R. Lytle	27.0	17.0	61.36%	178	33	Greg A. Pettit	6.0	2.0	75.00%	bk201	6
Chuck M. Brisbin	27.0	41.0	39.71%	202	48	Eric R. Zikmund	6.0	10.0	37.50%	181	12
Dan Schmidt	27.0	33.0	45.00%	204	45	Ben L. Howard	6.0	2.0	75.00%	bk184	6
Tony D. Triplett	26.5	37.5	41.41%	129	48	Rich Hancock	5.5	6.5	45.83%	170	9
John L. Krotz	26.5	33.5	44.17%	177	45	Bryan A. Schirmer	5.5	18.5	22.92%	185	18
Cruz A. Evans	26.5	25.5	50.96%	164	39	Jeff Rodriguez	5.0	3.0	62.50%	bk155	6
Shawn E. Mizner	26.0	42.0	38.24%	174	50	Beau R. Follmer	5.0	3.0	62.50%	112	6
Masato M. Sugita	26.0	42.0	38.24%	153	51	Bob G. Vogt	4.0		100.00%	bk171	3
Carter R. Hollis	26.0	34.0	43.33%	201	45	Kenny Owen	4.0		100.00%	175	3
Scott A. Bauer	25.5	30.5	45.54%	193	39	Richard M. Serr	3.0	5.0	37.50%	bk164	6
Ron A. Engel	25.5	26.5	49.04%	165	39	Devon L. Smith		4.0	0.00%	bk183	3
Justin R. Swanek	23.0	29.0	44.23%	199	39	Brad M. Olson		4.0	0.00%	bk191	3
Craig A. Schutt	23.0	29.0	44.23%	172	39						

# Classic 2023-24

## Big Apple Fun Center

\* Bowlers listed must have a minimum of 1 games.

### Change in Average

Name	-----Old-----		Old					---Average Change---			Weekly Over Avg
	Pins	Games	Avg	-1-	-2-	-3-	Total	New	Old	---> +/-	Series Avg +/-
Logan J. Albright	4067	24	169	147	<b>200</b>	146	493	168.89	- 169.46	= -0.57	493 - 507=-14
Nathan Banks	6902	39	176	179	<b>179</b>	174	532	177.00	- 176.97	= 0.03	532 - 528=4
Stan Banks	1767	13	135	<b>124</b>	<b>154</b>	<b>149</b>	427	137.13	- 135.92	= 1.20	427 - 405=22
Scott A. Bauer	7014	36	194	<b>164</b>	<b>193</b>	156	513	193.00	- 194.83	= -1.83	513 - 582=-69
Brandon Brinegar	1160	9	128				0	128.89	- 128.89	= 0.00	
Chuck M. Brisbin	9091	45	202	198	<b>180</b>	<b>247</b>	625	202.42	- 202.02	= 0.39	625 - 606=19
Cody D. Bristow	7314	45	162	158	<b>216</b>	<b>198</b>	572	164.29	- 162.53	= 1.76	572 - 486=86
Mike Brown	8478	48	176	<b>202</b>	189	<b>213</b>	604	178.08	- 176.63	= 1.45	604 - 528=76
Jeremy J. Dalland	7094	33	214				0	214.97	- 214.97	= 0.00	
Anthony C. Eigenberg	7140	42	170	179	170	<b>158</b>	507	169.93	- 170.00	= -0.07	507 - 510=-3
Ron A. Engel	6453	39	165				0	165.46	- 165.46	= 0.00	
Cruz A. Evans	5911	36	164	145	146	<b>214</b>	505	164.51	- 164.19	= 0.32	505 - 492=13
Jason S. Feddersen	9465	45	210	146	193	181	520	208.02	- 210.33	= -2.31	520 - 630=-110
Scott A. Feddersen	1369	9	152				0	152.11	- 152.11	= 0.00	
Beau R. Follmer	675	6	112				0	112.50	- 112.50	= 0.00	
Jeff A. Fruhling	7889	45	175	133	169	<b>181</b>	483	174.42	- 175.31	= -0.89	483 - 525=-42
Larry K. Giddings	1202	6	bk172				0	200.33	- 200.33	= 0.00	
Doug Giles	7601	45	168	<b>202</b>	169	146	517	169.13	- 168.91	= 0.21	517 - 504=13
Rich Hancock	1530	9	170				0	170.00	- 170.00	= 0.00	
Bruce A. Hatcher	1848	9	205				0	205.33	- 205.33	= 0.00	
Gary D. Hatcher	6096	36	169				0	169.33	- 169.33	= 0.00	
David D. Hibberd	8639	48	179	<b>214</b>	192	<b>168</b>	574	180.65	- 179.98	= 0.67	574 - 537=37
Trevor D. Hibberd	7207	48	150	<b>168</b>	<b>189</b>	130	487	150.86	- 150.15	= 0.72	487 - 450=37
Scott R. Hickel	3988	29	137	<b>138</b>	122	<b>152</b>	412	137.50	- 137.52	= -0.02	412 - 411=1
Carter R. Hollis	8495	42	202	176	<b>195</b>	197	568	201.40	- 202.26	= -0.86	568 - 606=-38
Leroy H. Hoss	6694	45	148	148	124	127	399	147.77	- 148.76	= -0.98	399 - 444=-45
Ben L. Howard	533	3	bk184	<b>203</b>	193	<b>197</b>	593	187.67	- 177.67	= 10.00	593 - 552=41
Bob Hunt	6054	48	126	122	<b>145</b>	<b>157</b>	424	127.02	- 126.13	= 0.89	424 - 378=46
Danny Jeffryes	6897	42	164	<b>177</b>	<b>191</b>	<b>159</b>	527	164.98	- 164.21	= 0.76	527 - 492=35
Rilee M. Jensen	2879	21	137				0	137.10	- 137.10	= 0.00	
Jerred J. Johnson	2426	12	202				0	202.17	- 202.17	= 0.00	
Zack Journey	4551	30	151				0	151.70	- 151.70	= 0.00	
Andrew J. Kennedy	6302	45	140				0	140.04	- 140.04	= 0.00	
Bill Kirkland	4045	27	149				0	149.81	- 149.81	= 0.00	
Josh K. Krolkowski	7422	39	190	<b>212</b>	154	170	536	189.48	- 190.31	= -0.83	536 - 570=-34
John L. Krotz	7980	45	177				0	177.33	- 177.33	= 0.00	
Austin M. Longmore	8421	48	175	187	166	157	510	175.12	- 175.44	= -0.32	510 - 525=-15

Classic 2023-24

Name	-----Old-----		Old	---Average Change---					Weekly Over Avg
	Pins	Games	Avg	-1-	-2-	-3-	Total	New - Old ---> +/-	Series Avg +/-
Chris R. Lytle	5300	30	176	193	<b>233</b>	<b>178</b>	604	178.91 - 176.67 = 2.24	604 - 528=76
Michael G. Marcellus	7574	42	180	194	<b>232</b>	202	628	182.27 - 180.33 = 1.93	628 - 540=88
Todd M. Mathews	3732	18	207				0	207.33 - 207.33 = 0.00	
Sean A. McBride	7106	48	148	127	<b>211</b>	132	470	148.55 - 148.04 = 0.51	470 - 444=26
Mike McCollough	3989	27	147	<b>146</b>	<b>159</b>	177	482	149.03 - 147.74 = 1.29	482 - 441=41
Tom McLeod	3391	18	188				0	188.39 - 188.39 = 0.00	
Shawn E. Mizner	8222	47	174	144	184	160	488	174.20 - 174.94 = -0.74	488 - 522=-34
Tyler L. Mizner	7889	42	187	<b>186</b>	196	185	567	187.91 - 187.83 = 0.08	567 - 561=6
Kevin L. Moriarty	8022	45	178	148	<b>173</b>	<b>212</b>	533	178.23 - 178.27 = -0.04	533 - 534=-1
Matt W. Morrow	2792	15	186				0	186.13 - 186.13 = 0.00	
Johnny L. Nikkila	7575	45	168	<b>182</b>	148	166	496	168.15 - 168.33 = -0.19	496 - 504=-8
Brad M. Olson	519	3	bk191				0	173.00 - 173.00 = 0.00	
Kenny Owen	525	3	175				0	175.00 - 175.00 = 0.00	
Nolan P. Parr	4120	30	137				0	137.33 - 137.33 = 0.00	
Jonathon S. Pelnar	2402	24	100				0	100.08 - 100.08 = 0.00	
Greg A. Pettit	1243	6	bk201				0	207.17 - 207.17 = 0.00	
Tom Richmond	7971	42	189	212	<b>201</b>	<b>204</b>	617	190.84 - 189.79 = 1.06	617 - 567=50
Trevor A. Roberts	5189	35	148	<b>156</b>	<b>145</b>	166	467	148.84 - 148.26 = 0.58	467 - 444=23
Jeff Rodriguez	579	3	bk155	149	<b>170</b>	154	473	175.33 - 193.00 = -17.67	473 - 465=8
Jared J. Samuelson	7461	39	191	208	<b>237</b>	157	602	191.98 - 191.31 = 0.67	602 - 573=29
Bryan A. Schirmer	2712	15	180	193	<b>235</b>	205	633	185.83 - 180.80 = 5.03	633 - 540=93
Dan Schmidt	8447	42	201	<b>268</b>	<b>244</b>	<b>223</b>	735	204.04 - 201.12 = 2.93	735 - 603=132
Jerry Schmitz	3485	18	193	<b>169</b>	137	167	473	188.48 - 193.61 = -5.13	473 - 579=-106
Craig A. Schutt	6199	36	172	187	<b>196</b>	162	545	172.92 - 172.19 = 0.73	545 - 516=29
Richard M. Serr	969	6	bk164				0	161.50 - 161.50 = 0.00	
Devon L. Smith	491	3	bk183				0	163.67 - 163.67 = 0.00	
Chris L. Stapleton	5559	36	154	139	129	141	409	153.03 - 154.42 = -1.39	409 - 462=-53
Bob Stevens	7497	48	156	<b>161</b>	163	155	479	156.39 - 156.19 = 0.20	479 - 468=11
Ivan D. Stones	7462	48	155	<b>148</b>	<b>170</b>	<b>200</b>	518	156.47 - 155.46 = 1.01	518 - 465=53
Jason D. Stubbs	5690	33	172	<b>191</b>	223	159	573	173.97 - 172.42 = 1.55	573 - 516=57
Ron J. Studnicka	6872	45	152	<b>172</b>	<b>151</b>	<b>136</b>	459	152.73 - 152.71 = 0.02	459 - 456=3
Masato M. Sugita	7337	48	152	142	147	<b>201</b>	490	153.47 - 152.85 = 0.62	490 - 456=34
Justin R. Swanek	7105	36	197	<b>231</b>	200	<b>226</b>	657	199.03 - 197.36 = 1.66	657 - 591=66
Tony D. Triplett	5749	45	127	<b>148</b>	157	<b>165</b>	470	129.56 - 127.76 = 1.81	470 - 381=89
Bob G. Vogt	516	3	bk171				0	172.00 - 172.00 = 0.00	
Ryan E. Walton	5793	30	193	<b>199</b>	191	<b>176</b>	566	192.70 - 193.10 = -0.40	566 - 579=-13
Kevin L. Wise	7311	42	174	<b>209</b>	169	<b>193</b>	571	175.16 - 174.07 = 1.08	571 - 522=49
Mark A. Woodside	4209	30	140	140	<b>127</b>	<b>144</b>	411	140.00 - 140.30 = -0.30	411 - 420=-9
Eric R. Zikmund	2180	12	181				0	181.67 - 181.67 = 0.00	
Jarod D. Zikmund	8348	42	198	<b>215</b>	177	<b>210</b>	602	198.89 - 198.76 = 0.13	602 - 594=8

# Classic 2023-24

## Big Apple Fun Center

\* Bowlers listed must have a minimum of 1 games.

### High Average Listing

	<u>Name</u>	<u>True Average</u>	<u>Pins</u>	<u>Gms</u>	<u>To Raise Avg +1</u>	<u>To Drop Avg -1</u>
1	Jeremy J. Dalland	214.97	7094	33	646	609
2	Jason S. Feddersen	208.02	9985	48	674	622
3	Todd M. Mathews	207.33	3732	18	636	614
4	Greg A. Pettit	207.17	1243	6	629	619
5	Bruce A. Hatcher	205.33	1848	9	624	611
6	Dan Schmidt	204.04	9182	45	658	609
7	Chuck M. Brisbin	202.42	9716	48	637	585
8	Jerred J. Johnson	202.17	2426	12	619	603
9	Carter R. Hollis	201.40	9063	45	633	584
10	Larry K. Giddings	200.33	1202	6	607	597
11	Justin R. Swanek	199.03	7762	39	638	595
12	Jarod D. Zikmund	198.89	8950	45	602	553
13	Scott A. Bauer	193.00	7527	39	621	578
14	Ryan E. Walton	192.70	6359	33	589	552
15	Jared J. Samuelson	191.98	8063	42	577	531
16	Tom Richmond	190.84	8588	45	580	531
17	Josh K. Krolikowski	189.48	7958	42	592	546
18	Jerry Schmitz	188.48	3958	21	578	553
19	Tom McLeod	188.39	3391	18	578	556
20	Tyler L. Mizner	187.91	8456	45	568	519
21	Ben L. Howard	187.67	1126	6	566	556
22	Matt W. Morrow	186.13	2792	15	574	555
23	Bryan A. Schirmer	185.83	3345	18	561	539
24	Michael G. Marcellus	182.27	8202	45	582	533
25	Eric R. Zikmund	181.67	2180	12	550	534
26	David D. Hibberd	180.65	9213	51	561	506
27	Chris R. Lytle	178.91	5904	33	540	503
28	Kevin L. Moriarty	178.23	8555	48	574	522
29	Mike Brown	178.08	9082	51	584	529
30	John L. Krotz	177.33	7980	45	564	515
31	Nathan Banks	177.00	7434	42	576	530
32	Jeff Rodriguez	175.33	1052	6	532	522
33	Kevin L. Wise	175.16	7882	45	566	517
34	Austin M. Longmore	175.12	8931	51	573	518
35	Kenny Owen	175.00	525	3	531	524
36	Jeff A. Fruhling	174.42	8372	48	553	501
37	Shawn E. Mizner	174.20	8710	50	565	511
38	Jason D. Stubbs	173.97	6263	36	523	483
39	Brad M. Olson	173.00	519	3	525	518
40	Craig A. Schutt	172.92	6744	39	522	479
41	Bob G. Vogt	172.00	516	3	522	515
42	Rich Hancock	170.00	1530	9	522	509
43	Anthony C. Eigenberg	169.93	7647	45	513	464
44	Gary D. Hatcher	169.33	6096	36	534	494
45	Doug Giles	169.13	8118	48	552	500
46	Logan J. Albright	168.89	4560	27	510	479
47	Johnny L. Nikkila	168.15	8071	48	548	496
48	Ron A. Engel	165.46	6453	39	519	476

	<b>Name</b>	<b>True Average</b>	<b>Pins</b>	<b>Gms</b>	<b>To Raise Avg +1</b>	<b>To Drop Avg -1</b>
49	Danny Jeffries	164.98	7424	45	496	447
50	Cruz A. Evans	164.51	6416	39	514	471
51	Cody D. Bristow	164.29	7886	48	529	477
52	Devon L. Smith	163.67	491	3	493	486
53	Richard M. Serr	161.50	969	6	489	479
54	Ivan D. Stones	156.47	7980	51	498	443
55	Bob Stevens	156.39	7976	51	502	447
56	Masato M. Sugita	153.47	7827	51	489	434
57	Chris L. Stapleton	153.03	5968	39	500	457
58	Ron J. Studnicka	152.73	7331	48	472	420
59	Scott A. Feddersen	152.11	1369	9	467	454
60	Zack Journey	151.70	4551	30	465	431
61	Trevor D. Hibberd	150.86	7694	51	460	405
62	Bill Kirkland	149.81	4045	27	455	424
63	Mike McCollough	149.03	4471	30	479	445
64	Trevor A. Roberts	148.84	5656	38	453	411
65	Sean A. McBride	148.55	7576	51	470	415
66	Leroy H. Hoss	147.77	7093	48	455	403
67	Andrew J. Kennedy	140.04	6302	45	466	417
68	Mark A. Woodside	140.00	4620	33	456	419
69	Scott R. Hickel	137.50	4400	32	430	394
70	Nolan P. Parr	137.33	4120	30	434	400
71	Stan Banks	137.13	2194	16	428	408
72	Rilee M. Jensen	137.10	2879	21	433	408
73	Tony D. Triplett	129.56	6219	48	411	359
74	Brandon Brinegar	128.89	1160	9	388	375
75	Bob Hunt	127.02	6478	51	434	379
76	Beau R. Follmer	112.50	675	6	342	332
77	Jonathon S. Pelnar	100.08	2402	24	325	297

# Classic 2023-24

## Big Apple Fun Center

\* Bowlers listed must have a minimum of 22 games.

Note: This report includes information through January 22 which is Week 17 of 32

### Most Improved Averages

Name	True Average	Most Improved Avg	+/-	Name	True Average	Most Improved Avg	+/-
Mike Brown	178.08	170	+8.08	Ivan D. Stones	156.47	155	+1.47
Austin M. Longmore	175.12	168	+7.12	Ron A. Engel	165.46	164	+1.46
Andrew J. Kennedy	140.04	133	+7.04	Jonathon S. Pelnar	100.08	99	+1.08
Leroy H. Hoss	147.77	141	+6.77	Chris L. Stapleton	153.03	152	+1.03
Cody D. Bristow	164.29	158	+6.29	Bob Hunt	127.02	126	+1.02
David D. Hibberd	180.65	175	+5.65	Cruz A. Evans	164.51	164	+0.51
Justin R. Swanek	199.03	194	+5.03	Gary D. Hatcher	169.33	169	+0.33
Zack Journey	151.70	147	+4.70	John L. Krotz	177.33	177	+0.33
Bob Stevens	156.39	152	+4.39	Shawn E. Mizner	174.20	174	+0.20
Kevin L. Moriarty	178.23	174	+4.23	Dan Schmidt	204.04	204	+0.04
Logan J. Albright	168.89	165	+3.89	Jared J. Samuelson	191.98	192	-0.02
Ron J. Studnicka	152.73	149	+3.73	Jeremy J. Dalland	214.97	215	-0.03
Scott R. Hickel	137.50	134	+3.50	Anthony C. Eigenberg	169.93	170	-0.07
Scott A. Bauer	193.00	190	+3.00	Sean A. McBride	148.55	149	-0.45
Chris R. Lytle	178.91	176	+2.91	Michael G. Marcellus	182.27	183	-0.73
Chuck M. Brisbin	202.42	200	+2.42	Josh K. Krolikowski	189.48	191	-1.52
Jeff A. Fruhling	174.42	172	+2.42	Tom Richmond	190.84	193	-2.16
Nolan P. Parr	137.33	135	+2.33	Trevor A. Roberts	148.84	151	-2.16
Kevin L. Wise	175.16	173	+2.16	Nathan Banks	177.00	180	-3.00
Johnny L. Nikkila	168.15	166	+2.15	Mark A. Woodside	140.00	143	-3.00
Doug Giles	169.13	167	+2.13	Tony D. Triplett	129.56	133	-3.44
Mike McCollough	149.03	147	+2.03	Masato M. Sugita	153.47	157	-3.53
Jason D. Stubbs	173.97	172	+1.97	Jason S. Feddersen	208.02	212	-3.98
Danny Jeffryes	164.98	163	+1.98	Craig A. Schutt	172.92	178	-5.08
Trevor D. Hibberd	150.86	149	+1.86	Tyler L. Mizner	187.91	193	-5.09
Bill Kirkland	149.81	148	+1.81	Carter R. Hollis	201.40	209	-7.60
Ryan E. Walton	192.70	191	+1.70	Jarod D. Zikmund	198.89	208	-9.11

# Classic 2023-24

## Big Apple Fun Center

\* Bowlers listed must have a minimum of 1 games.

### Most Pins Over Average

Name	-----Old-----		Old Avg	-1- -2- -3-			Total	---Average Change---			Weekly Over Avg Series Avg +/-
	Pins	Games		-1-	-2-	-3-		New - Old ---> +/-			
Dan Schmidt	8447	42	201	<b>268</b>	<b>244</b>	<b>223</b>	735	204.04	- 201.12	= 2.93	735 - 603=132
Bryan A. Schirmer	2712	15	180	193	<b>235</b>	205	633	185.83	- 180.80	= 5.03	633 - 540=93
Tony D. Triplett	5749	45	127	<b>148</b>	157	<b>165</b>	470	129.56	- 127.76	= 1.81	470 - 381=89
Michael G. Marcellus	7574	42	180	194	<b>232</b>	202	628	182.27	- 180.33	= 1.93	628 - 540=88
Cody D. Bristow	7314	45	162	158	<b>216</b>	<b>198</b>	572	164.29	- 162.53	= 1.76	572 - 486=86
Chris R. Lytle	5300	30	176	193	<b>233</b>	<b>178</b>	604	178.91	- 176.67	= 2.24	604 - 528=76
Mike Brown	8478	48	176	<b>202</b>	189	<b>213</b>	604	178.08	- 176.63	= 1.45	604 - 528=76
Justin R. Swanek	7105	36	197	<b>231</b>	200	<b>226</b>	657	199.03	- 197.36	= 1.66	657 - 591=66
Jason D. Stubbs	5690	33	172	<b>191</b>	223	159	573	173.97	- 172.42	= 1.55	573 - 516=57
Ivan D. Stones	7462	48	155	<b>148</b>	<b>170</b>	<b>200</b>	518	156.47	- 155.46	= 1.01	518 - 465=53
Tom Richmond	7971	42	189	212	<b>201</b>	<b>204</b>	617	190.84	- 189.79	= 1.06	617 - 567=50
Kevin L. Wise	7311	42	174	<b>209</b>	169	<b>193</b>	571	175.16	- 174.07	= 1.08	571 - 522=49
Bob Hunt	6054	48	126	122	<b>145</b>	<b>157</b>	424	127.02	- 126.13	= 0.89	424 - 378=46
Mike McCollough	3989	27	147	<b>146</b>	<b>159</b>	177	482	149.03	- 147.74	= 1.29	482 - 441=41
Ben L. Howard	533	3	bk184	<b>203</b>	193	<b>197</b>	593	187.67	- 177.67	= 10.00	593 - 552=41
Trevor D. Hibberd	7207	48	150	<b>168</b>	<b>189</b>	130	487	150.86	- 150.15	= 0.72	487 - 450=37
David D. Hibberd	8639	48	179	<b>214</b>	192	<b>168</b>	574	180.65	- 179.98	= 0.67	574 - 537=37
Danny Jeffryes	6897	42	164	<b>177</b>	<b>191</b>	<b>159</b>	527	164.98	- 164.21	= 0.76	527 - 492=35
Masato M. Sugita	7337	48	152	142	147	<b>201</b>	490	153.47	- 152.85	= 0.62	490 - 456=34
Craig A. Schutt	6199	36	172	187	<b>196</b>	162	545	172.92	- 172.19	= 0.73	545 - 516=29
Jared J. Samuelson	7461	39	191	208	<b>237</b>	157	602	191.98	- 191.31	= 0.67	602 - 573=29
Sean A. McBride	7106	48	148	127	<b>211</b>	132	470	148.55	- 148.04	= 0.51	470 - 444=26
Trevor A. Roberts	5189	35	148	<b>156</b>	<b>145</b>	166	467	148.84	- 148.26	= 0.58	467 - 444=23
Stan Banks	1767	13	135	<b>124</b>	<b>154</b>	<b>149</b>	427	137.13	- 135.92	= 1.20	427 - 405=22
Chuck M. Brisbin	9091	45	202	198	<b>180</b>	<b>247</b>	625	202.42	- 202.02	= 0.39	625 - 606=19
Doug Giles	7601	45	168	<b>202</b>	169	146	517	169.13	- 168.91	= 0.21	517 - 504=13
Cruz A. Evans	5911	36	164	145	146	<b>214</b>	505	164.51	- 164.19	= 0.32	505 - 492=13
Bob Stevens	7497	48	156	<b>161</b>	163	155	479	156.39	- 156.19	= 0.20	479 - 468=11
Jeff Rodriguez	579	3	bk155	149	<b>170</b>	154	473	175.33	- 193.00	= -17.67	473 - 465=8
Jarod D. Zikmund	8348	42	198	<b>215</b>	177	<b>210</b>	602	198.89	- 198.76	= 0.13	602 - 594=8
Tyler L. Mizner	7889	42	187	<b>186</b>	196	185	567	187.91	- 187.83	= 0.08	567 - 561=6
Nathan Banks	6902	39	176	179	<b>179</b>	174	532	177.00	- 176.97	= 0.03	532 - 528=4
Ron J. Studnicka	6872	45	152	<b>172</b>	<b>151</b>	<b>136</b>	459	152.73	- 152.71	= 0.02	459 - 456=3
Scott R. Hickel	3988	29	137	<b>138</b>	122	<b>152</b>	412	137.50	- 137.52	= -0.02	412 - 411=1
Kevin L. Moriarty	8022	45	178	148	<b>173</b>	<b>212</b>	533	178.23	- 178.27	= -0.04	533 - 534=-1
Anthony C. Eigenberg	7140	42	170	179	170	<b>158</b>	507	169.93	- 170.00	= -0.07	507 - 510=-3
Johnny L. Nikkila	7575	45	168	<b>182</b>	148	166	496	168.15	- 168.33	= -0.19	496 - 504=-8

Classic 2023-24

Name	-----Old-----		Old					---Average Change---			Weekly Over Avg
	Pins	Games	Avg	-1-	-2-	-3-	Total	New	Old	---> +/-	Series Avg +/-
Mark A. Woodside	4209	30	140	140	<b>127</b>	<b>144</b>	411	140.00	- 140.30	= -0.30	411 - 420=-9
Ryan E. Walton	5793	30	193	<b>199</b>	191	<b>176</b>	566	192.70	- 193.10	= -0.40	566 - 579=-13
Logan J. Albright	4067	24	169	147	<b>200</b>	146	493	168.89	- 169.46	= -0.57	493 - 507=-14
Austin M. Longmore	8421	48	175	187	166	157	510	175.12	- 175.44	= -0.32	510 - 525=-15
Shawn E. Mizner	8222	47	174	144	184	160	488	174.20	- 174.94	= -0.74	488 - 522=-34
Josh K. Krolikowski	7422	39	190	<b>212</b>	154	170	536	189.48	- 190.31	= -0.83	536 - 570=-34
Carter R. Hollis	8495	42	202	176	<b>195</b>	197	568	201.40	- 202.26	= -0.86	568 - 606=-38
Jeff A. Fruhling	7889	45	175	133	169	<b>181</b>	483	174.42	- 175.31	= -0.89	483 - 525=-42
Leroy H. Hoss	6694	45	148	148	124	127	399	147.77	- 148.76	= -0.98	399 - 444=-45
Chris L. Stapleton	5559	36	154	139	129	141	409	153.03	- 154.42	= -1.39	409 - 462=-53
Scott A. Bauer	7014	36	194	<b>164</b>	<b>193</b>	156	513	193.00	- 194.83	= -1.83	513 - 582=-69
Jerry Schmitz	3485	18	193	<b>169</b>	137	167	473	188.48	- 193.61	= -5.13	473 - 579=-106
Jason S. Feddersen	9465	45	210	146	193	181	520	208.02	- 210.33	= -2.31	520 - 630=-110



# Classic 2023-24

## Big Apple Fun Center

This report is for scores bowled January 22 which is Week 17 of 32

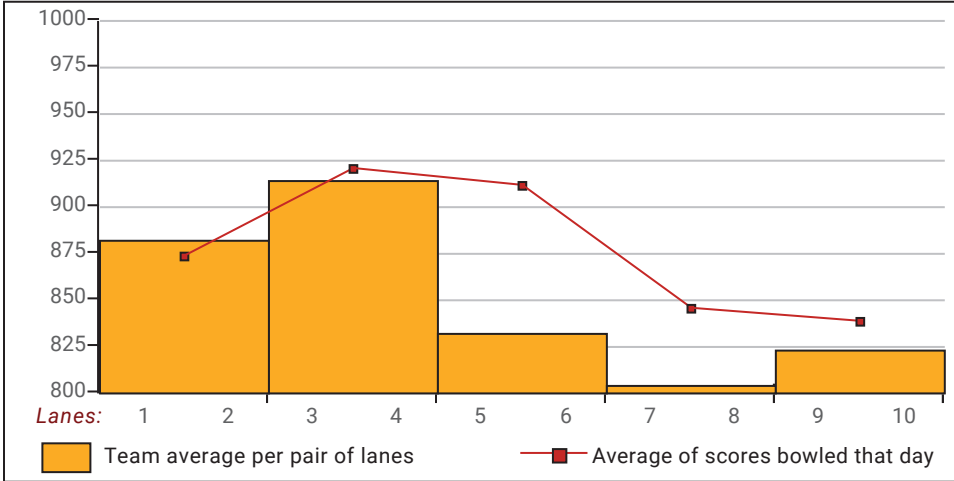
### This Week's Statistics: Lefties vs Righties

Unless designated left handed, bowlers are considered right handed.

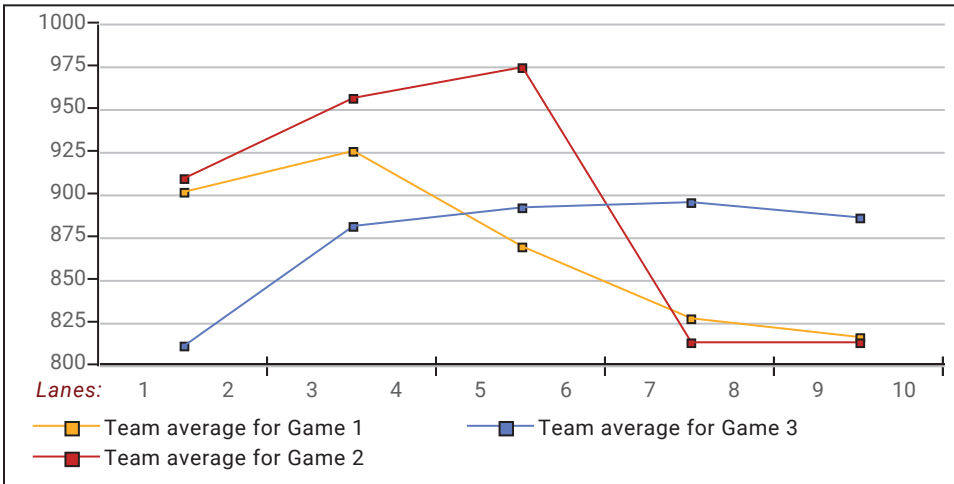
	Over All	Right	Left
How many people bowled	50	48	2
Number of games bowled	150	144	6
Actual average of week's scores	175.64	176.86	146.33
How many games above average	79	76	3
How many games below average	68	66	2
Pins above/below average per game	4.76	4.86	2.33
How many people raised average	32	31	1
by this amount	1.36	1.39	0.58
How many people went down	18	17	1
by this amount	-1.92	-2.01	-0.30
League average before bowling	171.34	172.47	144.28
League average after bowling	171.52	172.65	144.42
Change in league average	0.18	0.18	0.14
800s	--	--	--
775s	--	--	--
750s	--	--	--
725s	1	1	--
700s	--	--	--
675s	--	--	--
650s	1	1	--
625s	3	3	--
600s	5	5	--
575s	1	1	--
550s	7	7	--
525s	5	5	--
500s	7	7	--
475s	8	8	--
450s	6	5	1
425s	1	1	--
400s	4	3	1
below 400	1	1	--
300s	--	--	--
275s	--	--	--
250s	1	1	--
225s	8	8	--
200s	25	25	--
175s	39	39	--
150s	40	38	2
125s	33	29	4
100s	4	4	--
below 100	--	--	--

This report is for scores bowled January 22 which is Week 17 of 32

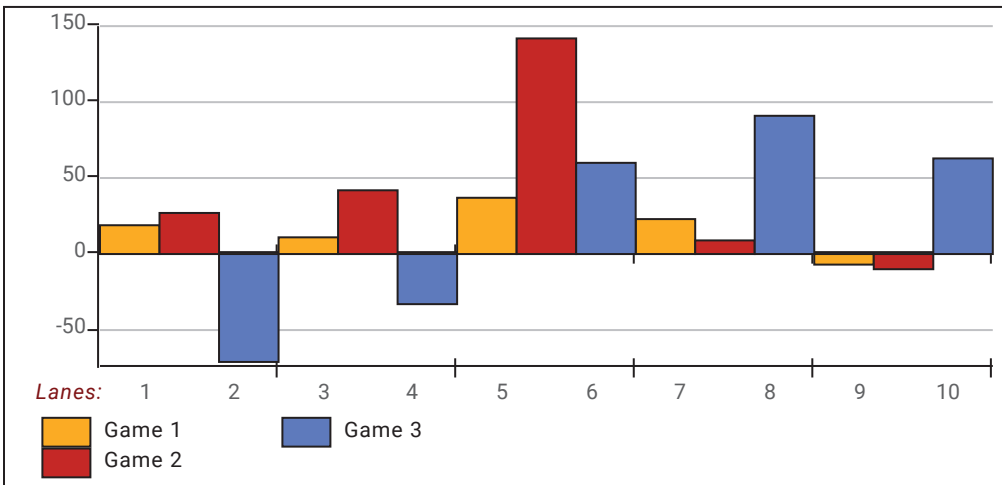
**Team Average vs Avg of Scores**



**Average of Scores for Each Game**

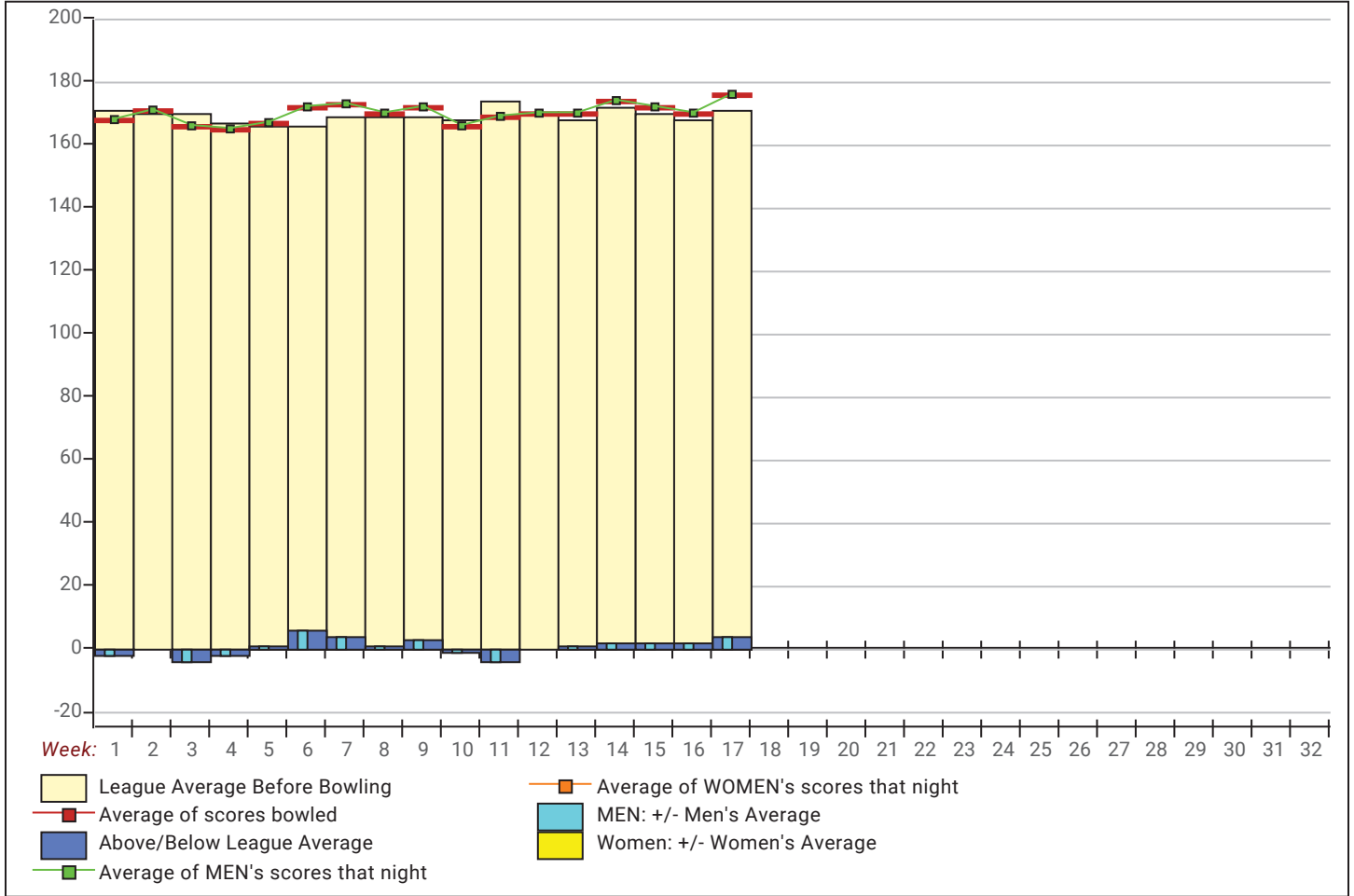


**Amount Over/Under Team Average**



This report is for scores bowled January 22 which is Week 17 of 32

**League Average Week-by-Week**



**League Average Statistics for Last Week**

	League	Right Hand	Left Hand
League Average Before Bowling	171.34	172.47	144.28
Average of scores bowled that night	175.64	176.86	146.33
New League Average After Bowling	171.52	172.65	144.42
Change in League Average	.18	.18	.14
People Who Bowled Over Average	32	31	1
People Who Bowled Under Average	18	17	1
Average Amount of Series Over Avg	44.16	44.84	23.00
Average Amount of Series Under Avg	-38.83	-40.59	-9.00
Difference Avg, NiteAvg	4.76	4.86	2.33
Number of Bowlers	50	48	2
Number of Games Bowled	150	144	6
People Who Raised Their Average	32	31	1
Raised By an Average of This Amount	1.36	1.39	.58
People Who Lowered Their Average	18	17	1
Lowered By an Average of This Amou	-1.92	-2.01	-3.30
Number of Games Bowled Over Avera	79	76	3
Number of Games Bowled Under Avera	68	66	2

*Note: Averages are based only on people who bowled.*

# Press Release -- 1/24/2024

1/22/2024 Week 17 of 32

## Classic 2023-24

Monday 6:30 pm

Big Apple Fun Center

Lanes 1 - 10

### Team Standings

Place	Team Name	Avg p/gm	Points Won	Points Lost	Year-To-Date WON	Y-T-D LOST
1	Family PT	852	170	110	359	321
2	West	856	169	111	377	303
3	Super Cool Unnamed Team	961	163	117	324½	355½
4	Sorensen Group	907	157½	122½	371	309
5	Pocket Pounders	743	157	123	307	373
6	Wilke Contracting	832	127	153	355	325
7	Auto Central	785	125	155	357½	322½
8	Cornhusker Ag/Rising Ag	929	118½	161½	373½	306½
9	Common Cents Bookkeeping	833	107½	172½	302	378
10	Boom Goes Dynamite	785	105½	174½	273½	406½

\*\*\* Although not shown, standings are determined by points only for the current split

### Last Week's Top Scores

Scratch Game		Scratch Series		Handicap Game		Handicap Series	
268	Dan Schmidt	735	Dan Schmidt	282	Dan Schmidt	777	Dan Schmidt
247	Chuck Brisbin	657	Justin Swaneck	278	Sean McBride	738	Bryan Schirmer
237	Jared Samuelson	633	Bryan Schirmer	272	Chris Lytle	734	Tony Triplett
235	Bryan Schirmer	628	Michael Marcellus	270	Bryan Schirmer	733	Michael Marcellus
233	Chris Lytle	625	Chuck Brisbin	269	Cody Bristow	731	Cody Bristow
232	Michael Marcellus	617	Tom Richmond	267	Michael Marcellus	721	Chris Lytle
231	Justin Swaneck	604	Chris Lytle	266	Jason Stubbs	721	Mike Brown
223	Jason Stubbs	604	Mike Brown	265	Cruz Evans	711	Justin Swaneck
216	Cody Bristow	602	Jarod Zikmund	264	Masato Sugita	702	Jason Stubbs
215	Jarod Zikmund	602	Jared Samuelson	261	Jared Samuelson	698	Ivan Stones

### Local and Bowling Center Awards

Name	USBC ID Number	Award Average	Award Games	G1	G2	G3	Series	Award Score	Award Received
Cody D. Bristow	8966-6347 USBC	162	45	158	216	198	572	216	200 Game (Local Assoc. Awards)
	8966-6347 USBC	162		158	216	198	572	216	Clean Game (199 Average or Les (Local Ass
Cruz A. Evans	19-74071 USBC	164	36	145	146	214	505	214	200 Game (Local Assoc. Awards)
Chris R. Lytle	1494-2493 USBC	176	30	193	233	178	604	233	225 Game (Local Assoc. Awards)
Michael G. Marcellus	11-520037 USBC	180	42	194	232	202	628	232	225 Game (Local Assoc. Awards)
Sean A. McBride	9726-4200 USBC	148	48	127	211	132	470	211	200 Game (Local Assoc. Awards)
Kevin L. Moriarty	1494-689 USBC	178		148	173	212	533	212	Clean Game (199 Average or Les (Local Ass
Bryan A. Schirmer	1490-329 USBC	180		193	235	205	633	235	Clean Game (199 Average or Les (Local Ass
Dan Schmidt	1524-36 USBC	201	42	268	244	223	735	735	700 Series (Local Assoc. Awards)
	1524-36 USBC	201	42	268	244	223	735	268	250 Game (Local Assoc. Awards)
	1524-36 USBC	201		268	244	223	735	268	Clean Game (199 Average or Les (Local Ass
	1524-36 USBC	201		268	244	223	735	244	Clean Game (199 Average or Les (Local Ass
Ivan D. Stones	1494-6 USBC	155		148	170	200	518	200	Clean Game (199 Average or Les (Local Ass
	1494-6 USBC	155	48	148	170	200	518	200	200 Game (Local Assoc. Awards)
Masato M. Sugita	9726-4328 USBC	152	48	142	147	201	490	201	200 Game (Local Assoc. Awards)
Justin R. Swaneck	1489-1082 USBC	197		231	200	226	657	231	Clean Game (199 Average or Les (Local Ass