

Classic 2024-25

Monday 6:30 pm

Big Apple Fun Center

Lanes 1 - 14

President: Doug Giles (308)627-5683

Vice President: Austin Longmore (308)233-1251

Secretary/Treasurer: Gary Hatcher (308)238-3914

Team Standings

Place	#	Team Name	Points Won	Points Lost	%Won	Pins + HDCP	Scratch Pins	Avg p/gm	High Game	High Sers	HDCP Game	HDCP Sers
1	3	Kirkland Siding	104½	55½	65.3	46343	34274	816	922	2634	1207	3459
2	7	Peerless Machine	100½	59½	62.8	46200	29790	709	818	2291	1215	3458
3	2	Kennedy Arborcare	100	60	62.5	46158	34965	832	1012	2851	1246	3553
4	13	Auto Central	100	60	62.5	45928	31234	743	907	2452	1241	3423
5	8	West	93	67	58.1	45523	36916	878	1034	2823	1245	3441
6	9	AB Service & Repair	83	77	51.9	45881	37340	889	1036	2880	1256	3503
7	5	Super Cool Unnamed Team	75½	84½	47.2	45350	40514	964	1106	3236	1235	3515
8	12	Common Cents Bookkeeping	74	86	46.3	45504	38304	912	1075	3000	1238	3489
9	4	Little Mexico Restaurant	74	86	46.3	44876	32219	767	870	2519	1166	3370
10	10	Wii Bowling World Champs	67	93	41.9	47018	35894	854	1007	2799	1241	3528
11	11	Cornhusker Ag/Rising Ag	60	100	37.5	45629	36476	868	983	2791	1199	3405
12	14	Jack Lederman Co.	60	100	37.5	45563	36671	873	1031	2895	1238	3410
13	6	Sorensen Group	60	100	37.5	45502	39796	947	1171	3189	1327	3657
14	1	Draw Team	68½	91½		46357	36652	872	1171	3189	1327	3657

Review of Last Week's Bowling.....

Lanes	Team Name	HDCP -1-	HDCP -2-	HDCP -3-	HDCP Total	Last Wk WON		Team Name	HDCP -1-	HDCP -2-	HDCP -3-	HDCP Total	Last Wk WON
1-2	Draw Team	1017	1070	1003	3090	13	<-->	West	1119	1063	1052	3234	27
3-4	Kennedy Arborcare	1088	1092	1084	3264	5	<-->	Kirkland Siding	1192	1175	1092	3459	35
5-6	Auto Central	1139	1066	1195	3400	32	<-->	AB Service & Repair	1091	1051	1119	3261	8
7-8	Jack Lederman Co.	1051	1120	1143	3314	25	<-->	Wii Bowling World Ch	1199	1083	1023	3305	15
9-10	Little Mexico Restaur	1017	1070	1003	3090	5½	<-->	Super Cool Unnamed	1105	1128	1167	3400	34½
11-12	Common Cents Bookk	989	1056	1036	3081	18	<-->	Sorensen Group	1092	964	1038	3094	22
13-14	Cornhusker Ag/Rising	1097	1111	1096	3304	15	<-->	Peerless Machine	1059	1184	1215	3458	25

Lane Assignments

	1-2	3-4	5-6	7-8	9-10	11-12	13-14
Wk15 12/16	1- 2	10- 9	14- 13	6- 5	8- 7	4- 3	12- 11
HD1 12/23	👉 Christmas Break No bowling						
HD2 12/30	👉 New Year Break No bowling						
Wk16 01/06	1- 3	4- 14	5- 8	11- 2	12- 9	10- 7	13- 6
Wk17 01/13	1- 12	3- 13	6- 7	10- 11	2- 4	9- 8	14- 5

Last Week's Top Scores

Team Scratch Game	Team Scratch Series	Team Handicap Game	Team Handicap Series
1034 Super Cool Unnamed Team	3001 Super Cool Unnamed Team	1215 Peerless Machine	3459 Kirkland Siding
1007 Wii Bowling World Champs	2737 Cornhusker Ag/Rising Ag	1199 Wii Bowling World Champs	3458 Peerless Machine
958 Sorensen Group	2729 Wii Bowling World Champs	1195 Auto Central	3400 Super Cool Unnam
936 Jack Lederman Co.	2703 AB Service & Repair	1192 Kirkland Siding	3400 Auto Central
933 AB Service & Repair	2693 Jack Lederman Co.	1167 Super Cool Unnamed Team	3314 Jack Lederman Co.
922 Cornhusker Ag/Rising Ag	2692 Sorensen Group	1143 Jack Lederman Co.	3305 Wii Bowling World
917 Kirkland Siding	2634 Kirkland Siding	1119 West	3304 Cornhusker Ag/Risi
917 West	2628 West	1119 AB Service & Repair	3264 Kennedy Arborcare
880 Common Cents Bookkeepi	2553 Common Cents Bookkeepi	1111 Cornhusker Ag/Rising Ag	3261 AB Service & Repai
879 Auto Central	2505 Kennedy Arborcare	1092 Kennedy Arborcare	3234 West
839 Kennedy Arborcare	2452 Auto Central	1092 Sorensen Group	3094 Sorensen Group
783 Peerless Machine	2172 Little Mexico Restaurant	1070 Little Mexico Restaurant	3090 Little Mexico Resta
764 Little Mexico Restaurant	2162 Peerless Machine	1056 Common Cents Bookkeepi	3081 Common Cents Bo

Last Week's Top Scores - Continued

Scratch Game		Scratch Series		Handicap Game		Handicap Series	
266	Carter Hollis	707	Jason Feddersen	307	Jake Peden	778	Conan Gifford
258	Jeremy Dalland	676	Dan Schmidt	285	Brandon Clement	773	Jake Peden
247	Jake Peden	666	Jeremy Dalland	283	Ron Studnicka	757	Chris Drew
247	Jason Feddersen	656	Chuck Brisbin	279	Carter Hollis	725	Kevin Moriarty
239	Dan Schmidt	645	Carter Hollis	279	Chris Drew	724	Ron Studnicka
236	Michael Marcellus	642	Justin Swanek	278	Conan Gifford	715	Scott Bauer
235	Justin Swanek	637	Scott Bauer	273	Lane Riffey	712	Dan Schmidt
235	Chuck Brisbin	611	Jared Samuelson	263	Kevin Moriarty	710	Larry Harrington
231	Jeff Fruhling	609	Jarod Zikmund	261	Jason Stubbs	708	Jason Stubbs
230	Lane Riffey	602	Kevin Moriarty	260	Johnny Nikkila	708	John Krotz

Season High Scores

Team Scratch Game		Team Scratch Series		Team Handicap Game		Team Handicap Series	
1171	Sorensen Group	3236	Super Cool Unnamed Team	1327	Sorensen Group	3657	Sorensen Group
1106	Super Cool Unnamed Team	3189	Sorensen Group	1256	AB Service & Repair	3553	Kennedy Arborcare
1075	Common Cents Bookkeepi	3000	Common Cents Bookkeepi	1246	Kennedy Arborcare	3528	Wii Bowling World
1036	AB Service & Repair	2895	Jack Lederman Co.	1245	West	3515	Super Cool Unnam
1034	West	2880	AB Service & Repair	1241	Wii Bowling World Champs	3503	AB Service & Repai
1031	Jack Lederman Co.	2851	Kennedy Arborcare	1241	Auto Central	3489	Common Cents Bo
1012	Kennedy Arborcare	2823	West	1238	Common Cents Bookkeepi	3459	Kirkland Siding
1007	Wii Bowling World Champs	2799	Wii Bowling World Champs	1238	Jack Lederman Co.	3458	Peerless Machine
983	Cornhusker Ag/Rising Ag	2791	Cornhusker Ag/Rising Ag	1235	Super Cool Unnamed Team	3441	West
922	Kirkland Siding	2634	Kirkland Siding	1215	Peerless Machine	3423	Auto Central
907	Auto Central	2519	Little Mexico Restaurant	1207	Kirkland Siding	3410	Jack Lederman Co.
870	Little Mexico Restaurant	2452	Auto Central	1199	Cornhusker Ag/Rising Ag	3405	Cornhusker Ag/Ris
818	Peerless Machine	2291	Peerless Machine	1166	Little Mexico Restaurant	3370	Little Mexico Resta

Scratch Game		Scratch Series		Handicap Game		Handicap Series	
290	Jason Feddersen	738	Gordon Thiessen	317	Trevor Hibberd	823	Kevin Wise
289	Jeremy Dalland	728	Jason Feddersen	310	Justin Hodges	816	Masato Sugita
279	Gordon Thiessen	726	Jeremy Dalland	307	Jake Peden	809	Bobby Turner Jr
279	Jarod Zikmund	715	Todd Mathews	307	Masato Sugita	795	Javan Clement
277	Josh Krolikowski	714	Anthony Eigenberg	304	Bobby Turner Jr	787	Johnny Nikkila
275	Chuck Brisbin	705	Tom Richmond	304	Josh Krolikowski	783	Tom Richmond
270	Masato Sugita	705	Masato Sugita	302	Jason Feddersen	778	Conan Gifford
269	Tom Richmond	703	Cory Waddell	301	Cody Bristow	773	Jake Peden
269	Jared Samuelson	701	Ryan Walton	299	Javan Clement	771	Jeff Fruhling
268	Justin Swanek	700	Chuck Brisbin	297	Bob Hunt	770	Justin Hodges

Team Rosters

1 - Draw Team

Name	Avg	HDCP	Pins	Gms	Points Won	High Game	High Sers	HDCP Game	HDCP Sers	0's	200's	250's	0's	600's	700's
				3	4.0	227	618	236	645	1	2	--	--	1	--
				6	4.0	211	584	238	665	4	2	--	2	--	--
				36	28.0	242	615	270	718	25	11	--	9	3	--
				42	27.0	178	463	247	679	42	--	--	14	--	--
				39	31.0	247	596	301	763	29	10	--	13	--	--
				33	18.0	247	641	272	745	20	13	--	7	4	--
				18	13.5	239	676	251	712	5	13	--	1	5	--

2 - Kennedy Arborcare

Name	Avg	HDCP	Pins	Gms	Points Won	High Game	High Sers	HDCP Game	HDCP Sers	0's	200's	250's	0's	600's	700's
Matthew J. Doerr	129	86	3484	27	15.0	168	436	245	694	27	--	--	9	--	--
Andrew J. Kennedy	141	74	5087	36	23.0	194	494	270	734	36	--	--	12	--	--
Mike McCollough	156	59	3283	21	11.0	189	497	248	674	21	--	--	7	--	--
Brandon M. Conyers	183	32	6609	36	31.0	247	642	281	769	25	11	--	9	3	--
Kevin L. Wise	186	29	7290	39	25.0	246	691	290	823	27	12	--	10	3	--
Masato M. Sugita	185	30	7773	42	29.0	270	705	307	816	33	8	1	11	2	1

Classic 2024-25

3 - Kirkland Siding

Name	Avg	HDCP	Pins	Gms	Points	High	High	HDCP	HDCP	0's	200's	250's	0's	600's	700's
					Won	Game	Sers	Game	Sers						
Bill Kirkland	158	57	6677	42	31.0	213	548	272	722	39	3	--	14	--	--
Conan R. Gifford	153	62	5837	38	29.0	213	583	278	778	36	2	--	12	--	--
Larry L. Harrington	156	59	6116	39	28.0	200	545	264	743	38	1	--	13	--	--
Bobby Turner Jr	164	51	5437	33	25.0	256	665	304	809	29	3	1	10	1	--
Lane E. Riffey	173	42	7271	42	36.5	230	588	273	748	37	5	--	14	--	--
Brad M. Olson	201	14	2422	12	10.0	249	626	265	716	6	6	--	2	2	--

4 - Little Mexico Restaurant

Name	Avg	HDCP	Pins	Gms	Points	High	High	HDCP	HDCP	0's	200's	250's	0's	600's	700's
					Won	Game	Sers	Game	Sers						
Nathan Banks	173	42	4169	24	18.0	220	560	264	692	20	4	--	8	--	--
Trevor A. Roberts	161	54	3876	24	15.0	217	536	270	705	22	2	--	8	--	--
Nolan P. Parr	125	90	2641	21	12.5	174	437	262	671	21	--	--	7	--	--
Quintn S. Holliday	139	76	5858	42	21.0	186	472	266	700	42	--	--	14	--	--
Cruz A. Evans	166	49	5984	36	20.0	244	588	294	737	31	5	--	12	--	--
Scott A. Asay	137	78	2894	21	13.0	184	503	269	758	21	--	--	7	--	--
Craig A. Schutt	161	54	6797	42	21.0	214	539	262	689	41	1	--	14	--	--

5 - Super Cool Unnamed Team

Name	Avg	HDCP	Pins	Gms	Points	High	High	HDCP	HDCP	0's	200's	250's	0's	600's	700's
					Won	Game	Sers	Game	Sers						
Tom Richmond	191	24	7461	39	15.0	269	705	293	783	29	6	4	10	2	1
Jason D. Stubbs	177	38	6375	36	26.0	221	588	261	708	31	5	--	12	--	--
Tom McLeod	171	44	1540	9	2.0	210	537	241	630	7	2	--	3	--	--
Scott A. Bauer	191	24	6899	36	29.0	237	662	267	752	21	15	--	8	4	--
Ryan E. Walton	200	15	6603	33	25.0	255	701	274	761	15	16	2	6	4	1
Todd M. Mathews	bk205	10	1284	6	6.0	254	715	264	745	2	3	1	1	--	1
Chuck M. Brisbin	207	8	8702	42	28.5	275	700	285	760	18	21	3	4	9	1

6 - Sorensen Group

Name	Avg	HDCP	Pins	Gms	Points	High	High	HDCP	HDCP	0's	200's	250's	0's	600's	700's
					Won	Game	Sers	Game	Sers						
Doug Giles	176	39	6872	39	23.0	246	591	295	738	32	7	--	13	--	--
Chris R. Lytle	172	43	5183	30	18.5	216	610	258	730	25	5	--	9	1	--
Logan J. Albright	184	31	4983	27	17.5	231	607	274	736	20	7	--	8	1	--
Jeff A. Fruhling	188	27	7925	42	28.0	258	681	294	771	29	11	2	10	4	--
Josh K. Krolikowski	191	24	6898	36	20.0	277	681	304	762	25	9	2	9	3	--
Jeremy J. Dalland	224	0	7399	33	27.0	289	726	258	671	6	23	4	--	9	2

7 - Peerless Machine

Name	Avg	HDCP	Pins	Gms	Points	High	High	HDCP	HDCP	0's	200's	250's	0's	600's	700's
					Won	Game	Sers	Game	Sers						
Jacob M. Rodriguez	102	113	924	9	5.0	146	334	256	664	9	--	--	3	--	--
Brooks D. Paul	117	98	4923	42	23.5	170	428	267	728	42	--	--	14	--	--
John W. Paul	116	99	4525	39	25.0	162	396	263	695	39	--	--	13	--	--
Nate Grabenstein	110	105	332	3		119	332	224	647	3	--	--	1	--	--
Alex J. Peden	145	70	6098	42	31.0	188	486	258	696	42	--	--	14	--	--
Jake W. Peden	158	57	5714	36	32.0	247	593	307	773	34	2	--	12	--	--
Cory D. Waddell	196	19	6495	33	34.0	257	703	279	769	18	14	1	6	4	1

8 - West

Name	Avg	HDCP	Pins	Gms	Points	High	High	HDCP	HDCP	0's	200's	250's	0's	600's	700's
					Won	Game	Sers	Game	Sers						
Bob Stevens	156	59	6555	42	27.0	214	520	275	703	41	1	--	14	--	--
Johnny L. Nikkila	169	46	6623	39	29.5	233	604	284	787	32	7	--	12	1	--
Ivan D. Stones	165	50	6951	42	26.0	224	570	275	723	40	2	--	14	--	--
Jerry Schmitz	177	38	1601	9	5.0	203	565	231	649	6	3	--	3	--	--
Gary D. Hatcher	174	41	6289	36	16.0	224	588	267	716	30	6	--	12	--	--
Gordon E. Thiessen	bk213	2	1355	6	4.0	279	738	281	744	1	4	1	--	1	1
Justin R. Swanek	209	6	7542	36	25.0	268	692	274	719	13	21	2	2	10	--

9 - AB Service & Repair

Name	Avg	HDCP	Pins	Gms	Points	High	High	HDCP	HDCP	0's	200's	250's	0's	600's	700's
					Won	Game	Sers	Game	Sers						
Eric R. Bedke	206	9	618	3	4.0	227	618	236	645	1	2	--	--	1	--
Tom Soderholm	bk188	27	1147	6	4.0	211	584	238	665	4	2	--	2	--	--
Mike Brown	188	27	6771	36	28.0	242	615	270	718	25	11	--	9	3	--
Sean A. McBride	139	76	5863	42	27.0	178	463	247	679	42	--	--	14	--	--
Cody D. Bristow	165	50	6456	39	31.0	247	596	301	763	29	10	--	13	--	--
Kurt L. Schmidt	193	22	6384	33	18.0	247	641	272	745	20	13	--	7	4	--
Dan Schmidt	207	8	3735	18	13.5	239	676	251	712	5	13	--	1	5	--

10 - Wii Bowling World Champs

Name	Avg	HDCP	Pins	Gms	Points	High	High	HDCP	HDCP	0's	200's	250's	0's	600's	700's
					Won	Game	Sers	Game	Sers						
Jacob D. Roth	97	118	2924	30	25.0	143	338	267	727	30	--	--	10	--	--
Matt W. Morrow	bk182	33	1039	6	6.0	187	553	220	652	6	--	--	2	--	--
Brandon J. Clement	143	72	5179	36	28.0	212	511	285	739	34	2	--	12	--	--
Scott A. Feddersen	157	58	2830	18	13.0	192	516	255	705	18	--	--	6	--	--
Javan D. Clement	171	44	6160	36	35.0	234	600	299	795	25	11	--	11	1	--
Anthony C. Eigenberg	201	14	8448	42	35.5	256	714	272	750	16	25	1	9	4	1
Jason S. Feddersen	223	0	8728	39	29.0	290	728	302	764	7	25	7	1	7	5

11 - Cornhusker Ag/Rising Ag

Name	Avg	HDCP	Pins	Gms	Points	High	High	HDCP	HDCP	0's	200's	250's	0's	600's	700's
					Won	Game	Sers	Game	Sers						
Blake R. Bogus	134	81	4038	30	21.0	172	465	262	729	30	--	--	10	--	--
Doug Samuelson	137	78	4137	30	21.0	192	485	274	741	30	--	--	10	--	--
Brent E. Hollis	141	74	425	3	3.0	157	425	231	647	3	--	--	1	--	--
Bob G. Vogt	bk164	51	552	3	3.0	201	552	252	705	2	1	--	1	--	--
Hewitt P. Moyer	170	45	4601	27	16.5	213	562	250	709	23	4	--	9	--	--
Danny Jeffryes	171	44	4108	24	17.0	205	573	256	726	23	1	--	8	--	--
Carter R. Hollis	203	12	7935	39	18.5	267	649	280	686	17	18	4	2	11	--
Jared J. Samuelson	210	5	8835	42	19.0	269	684	282	710	15	24	3	4	10	--

12 - Common Cents Bookkeeping

Name	Avg	HDCP	Pins	Gms	Points	High	High	HDCP	HDCP	0's	200's	250's	0's	600's	700's
					Won	Game	Sers	Game	Sers						
Justin M. Hodges	167	48	7054	42	28.5	256	608	310	770	37	4	1	13	1	--
Shawn E. Mizner	178	37	6408	36	19.0	229	595	266	724	27	9	--	12	--	--
Tyler L. Mizner	184	31	6634	36	28.0	233	587	267	689	26	10	--	12	--	--
Austin M. Longmore	192	23	7493	39	30.5	244	673	281	768	22	17	--	8	5	--
Michael G. Marcellus	196	19	8236	42	29.0	251	667	275	742	24	17	1	7	7	--

13 - Auto Central

Name	Avg	HDCP	Pins	Gms	Points	High	High	HDCP	HDCP	0's	200's	250's	0's	600's	700's
					Won	Game	Sers	Game	Sers						
Bob Cherry	112	103	4715	42	38.0	167	417	273	744	42	--	--	14	--	--
Bob J. Hunt	138	77	4973	36	24.0	215	506	297	752	35	1	--	12	--	--
Chris C. Hunt	171	44	1028	6	3.0	212	528	251	645	4	2	--	2	--	--
Mark A. Woodside	143	72	4305	30	22.0	189	498	261	714	30	--	--	10	--	--
Chris L. Stapleton	160	55	6738	42	17.0	224	557	278	731	39	3	--	14	--	--
Kevin L. Moriarty	176	39	7405	42	21.0	222	621	263	753	30	12	--	12	2	--
John L. Krotz	bk176	39	1162	6	3.0	236	591	275	708	4	2	--	2	--	--

14 - Jack Lederman Co.

Name	Avg	HDCP	Pins	Gms	Points	High	High	HDCP	HDCP	0's	200's	250's	0's	600's	700's
					Won	Game	Sers	Game	Sers						
Ron J. Studnicka	157	58	6149	39	24.0	223	544	283	724	35	4	--	13	--	--
Trevor D. Hibberd	174	41	6285	36	26.5	264	567	317	726	30	5	1	12	--	--
Eric R. Zikmund	192	23	3470	18	8.0	255	659	282	740	9	8	1	4	2	--
Leroy H. Hoss	147	68	6181	42	26.0	193	486	258	696	42	--	--	14	--	--
David D. Hibberd	185	30	6106	33	17.0	247	642	281	744	21	12	--	9	2	--
Jarod D. Zikmund	208	7	7500	36	21.5	279	695	293	737	14	18	4	3	9	--

Temporary Substitutes

Name	Avg	HDCP	Pins	Gms	Points Won	High Game	High Sers	HDCP Game	HDCP Sers	0's	200's	250's	0's	600's	700's
Tim Adkins	194	21	1748	9	7.0	214	602	262	746	6	3	--	2	1	--
Keith A. Albright	205	10	615	3	2.0	227	615	237	645	1	2	--	--	1	--
Chris P. Drew	129	86	779	6	5.5	175	445	279	757	6	--	--	2	--	--
Larry K. Giddings	bk181	34	544	3	1.0	201	544	235	646	2	1	--	1	--	--
Micah J. Hadley	183	32	550	3		213	550	245	646	2	1	--	1	--	--
Carson M. Hemmer	137	78	824	6	3.0	169	417	245	645	6	--	--	2	--	--
Doug Houtz	167	48	2012	12	8.0	201	561	247	699	11	1	--	4	--	--
Ben L. Howard	bk180	35	590	3	1.0	210	590	245	695	2	1	--	1	--	--
Dave Jamrog	bk148	67	494	3	3.0	193	494	260	695	3	--	--	1	--	--
Ethan M. Mizner	160	55	1929	12	6.0	237	497	291	659	11	1	--	4	--	--
Greg A. Pettit	209	6	1883	9	4.0	247	658	263	706	3	6	--	1	2	--
Richard M. Serr	bk161	54	524	3	4.0	195	524	249	686	3	--	--	1	--	--
Devon L. Smith	bk184	31	1111	6	1.5	212	569	243	662	5	1	--	2	--	--
Mark A. Yonkers	bk201	14	1106	6	2.0	213	568	227	610	5	1	--	2	--	--

High Individual Match Points

38	Bob Cherry	36.5	Lane Riffey	35.5	Anthony Eigenberg	35	Javan Clement
34	Cory Waddell	32	Jake Peden	31	Alex Peden	31	Brandon Conyers
31	Cody Bristow	31	Bill Kirkland	30.5	Austin Longmore	29.5	Johnny Nikkila
29	Conan Gifford	29	Michael Marcellus	29	Scott Bauer	29	Masato Sugita

Individual High Averages

224.21	Jeremy Dalland	223.79	Jason Feddersen	210.36	Jared Samuelson	209.50	Justin Swanek
208.33	Jarod Zikmund	207.19	Chuck Brisbin	203.46	Carter Hollis	201.14	Anthony Eigenberg
200.09	Ryan Walton	196.82	Cory Waddell	196.10	Michael Marcellus	193.45	Kurt Schmidt
192.13	Austin Longmore	191.64	Scott Bauer	191.61	Josh Krolikowski	191.31	Tom Richmond
188.69	Jeff Fruhling	188.08	Mike Brown	186.92	Kevin Wise	185.07	Masato Sugita

Most Improved Average

157	to	171.11	=	+14.11	Javan Clement	153	to	165.54	=	+12.54	Cody Bristow
150	to	158.72	=	+8.72	Jake Peden	149	to	157.67	=	+8.67	Ron Studnicka
183	to	191.64	=	+8.64	Scott Bauer	189	to	196.82	=	+7.82	Cory Waddell
131	to	138.14	=	+7.14	Bob Hunt	163	to	169.82	=	+6.82	Johnny Nikkila
177	to	183.58	=	+6.58	Brandon Conyers	135	to	141.31	=	+6.31	Andrew Kennedy

Most Un-Improved Averages

176	to	166.22	=	-9.78	Cruz Evans	208	to	201.14	=	-6.86	Anthony Eigenberg
179	to	172.77	=	-6.23	Chris Lytle	170	to	164.76	=	-5.24	Bobby Turner Jr
229	to	223.79	=	-5.21	Jason Feddersen	229	to	224.21	=	-4.79	Jeremy Dalland
213	to	208.33	=	-4.67	Jarod Zikmund	197	to	193.45	=	-3.55	Kurt Schmidt
147	to	143.50	=	-3.50	Mark Woodside	143	to	139.60	=	-3.40	Sean McBride

Classic 2024-25

Big Apple Fun Center

Reprint of Scores -- Week 14

Lane 1 1 - Draw Team - Little Mexico Restaurant

Name	Old Avg	Old HDCP	-1-	-2-	-3-	Total	HDCP Total
			135	151	134	420	573
			136	141	155	432	660
			133	178	122	433	574
			143	145	151	439	676
			164	149	135	448	607
			====	====	====	====	====
Scratch Total			711	764	697	2172	2172
Handicap			306	306	306		918
Total			1017	1070	1003	2172	3090

Lane 2 8 - West Week 14 12/9/2024

Name	Old Avg	Old HDCP	-1-	-2-	-3-	Total	HDCP Total
Bob Stevens	155	60	139	185	156	480	660
Johnny L. Nikkila	169	46	214	142	159	515	653
Ivan D. Stones	166	49	138	160	150	448	595
Gary D. Hatcher	174	41	191	181	171	543	666
Justin R. Swanek	209	6	235	193	214	642	660
			====	====	====	====	====
Scratch Total			917	861	850	2628	2628
Handicap			202	202	202		606
Total			1119	1063	1052	2628	3234
Team Points Won			5.0	0.0	5.0	15.0	15.0
Match Points Won			5.0	1.0	3.0	12.0	12.0
Total Points Won			10.0	1.0	8.0	27.0	27.0

Lane 3 2 - Kennedy Arborcare Week 14 12/9/2024

Name	Old Avg	Old HDCP	-1-	-2-	-3-	Total	HDCP Total
Matthew J. Doerr	130	85	113	130	118	361	616
Andrew J. Kennedy	140	75	167	140	157	464	689
Ben L. Howard	bk180	35	195	210	185	590	695
Kevin L. Wise	187	28	182	178	190	550	634
Masato M. Sugita	185	30	178	181	181	540	630
			====	====	====	====	====
Scratch Total			835	839	831	2505	2505
Handicap			253	253	253		759
Total			1088	1092	1084	2505	3264
Team Points Won			0.0	0.0	0.0	0.0	0.0
Match Points Won			1.0	2.0	2.0	5.0	5.0
Total Points Won			1.0	2.0	2.0	5.0	5.0

Lane 4 3 - Kirkland Siding Week 14 12/9/2024

Name	Old Avg	Old HDCP	-1-	-2-	-3-	Total	HDCP Total
Bill Kirkland	159	56	171	138	161	470	638
Conan R. Gifford	150	65	213	191	179	583	778
Larry L. Harrington	155	60	190	154	186	530	710
Bobby Turner Jr	164	51	153	187	150	490	643
Lane E. Riffey	172	43	190	230	141	561	690
			====	====	====	====	====
Scratch Total			917	900	817	2634	2634
Handicap			275	275	275		825
Total			1192	1175	1092	2634	3459
Team Points Won			5.0	5.0	5.0	20.0	20.0
Match Points Won			4.0	3.0	3.0	15.0	15.0
Total Points Won			9.0	8.0	8.0	35.0	35.0

Lane 5 13 - Auto Central Week 14 12/9/2024

Name	Old Avg	Old HDCP	-1-	-2-	-3-	Total	HDCP Total
Bob Cherry	111	104	111	115	147	373	685
Bob J. Hunt	137	78	151	117	171	439	673
Chris L. Stapleton	161	54	142	148	157	447	609
Kevin L. Moriarty	174	41	222	179	201	602	725
John L. Krotz	bk176	39	197	191	203	591	708
			====	====	====	====	====
Scratch Total			823	750	879	2452	2452
Handicap			316	316	316		948
Total			1139	1066	1195	2452	3400
Team Points Won			5.0	5.0	5.0	20.0	20.0
Match Points Won			3.0	3.0	3.0	12.0	12.0
Total Points Won			8.0	8.0	8.0	32.0	32.0

Lane 6 9 - AB Service & Repair Week 14 12/9/2024

Name	Old Avg	Old HDCP	-1-	-2-	-3-	Total	HDCP Total
Mike Brown	187	28	181	207	208	596	680
Sean A. McBride	141	74	132	98	111	341	563
Cody D. Bristow	164	51	182	162	192	536	689
Kurt L. Schmidt	194	21	171	196	187	554	617
Dan Schmidt	203	12	239	202	235	676	712
			====	====	====	====	====
Scratch Total			905	865	933	2703	2703
Handicap			186	186	186		558
Total			1091	1051	1119	2703	3261
Team Points Won			0.0	0.0	0.0	0.0	0.0
Match Points Won			2.0	2.0	2.0	8.0	8.0
Total Points Won			2.0	2.0	2.0	8.0	8.0

Lane 7 14 - Jack Lederman Co. Week 14 12/9/2024

Name	Old Avg	Old HDCP	-1-	-2-	-3-	Total	HDCP Total
Ron J. Studnicka	155	60	128	193	223	544	724
Trevor D. Hibberd	174	41	181	177	182	540	663
Leroy H. Hoss	146	69	168	159	134	461	668
David D. Hibberd	185	30	171	159	209	539	629
Jarod D. Zikmund	208	7	196	225	188	609	630
			====	====	====	====	====
Scratch Total			844	913	936	2693	2693
Handicap			207	207	207		621
Total			1051	1120	1143	2693	3314
Team Points Won			0.0	5.0	5.0	15.0	15.0
Match Points Won			1.0	3.0	3.0	10.0	10.0
Total Points Won			1.0	8.0	8.0	25.0	25.0

Lane 8 10 - Wii Bowling World Champs Week 14 12/9/2024

Name	Old Avg	Old HDCP	-1-	-2-	-3-	Total	HDCP Total
Brandon J. Clement	142	73	212	134	116	462	681
Scott A. Feddersen	bk157	58	168	144	158	470	644
Doug Houtz	bk168	47	163	162	170	495	636
Anthony C. Eigenberg	201	14	217	217	161	595	637
Jason S. Feddersen	222	0	247	234	226	707	707
			====	====	====	====	====
Scratch Total			1007	891	831	2729	2729
Handicap			192	192	192		576
Total			1199	1083	1023	2729	3305
Team Points Won			5.0	0.0	0.0	5.0	5.0
Match Points Won			4.0	2.0	2.0	10.0	10.0
Total Points Won			9.0	2.0	2.0	15.0	15.0

Lane 9 4 - Little Mexico Restaurant Week 14 12/9/2024

Name	Old Avg	Old HDCP	-1-	-2-	-3-	Total	HDCP Total
Trevor A. Roberts	164	51	135	151	134	420	573
Quintn S. Holliday	139	76	136	141	155	432	660
Cruz A. Evans	168	47	133	178	122	433	574
Scott A. Asay	136	79	143	145	151	439	676
Craig A. Schutt	162	53	164	149	135	448	607
			====	====	====	====	====
Scratch Total			711	764	697	2172	2172
Handicap			306	306	306		918
Total			1017	1070	1003	2172	3090
Team Points Won			0.0	0.0	0.0	0.0	0.0
Match Points Won			2.5	2.0	0.0	5.5	5.5
Total Points Won			2.5	2.0	0.0	5.5	5.5

Lane 10 5 - Super Cool Unnamed Team Week 14 12/9/2024

Name	Old Avg	Old HDCP	-1-	-2-	-3-	Total	HDCP Total
Tom Richmond	191	24	221	156	199	576	648
Jason D. Stubbs	175	40	172	221	195	588	708
Scott A. Bauer	189	26	225	201	211	637	715
Larry K. Giddings	bk181	34	161	182	201	544	646
Chuck M. Brisbin	206	9	193	235	228	656	683
			====	====	====	====	====
Scratch Total			972	995	1034	3001	3001
Handicap			133	133	133		399
Total			1105	1128	1167	3001	3400
Team Points Won			5.0	5.0	5.0	20.0	20.0
Match Points Won			2.5	3.0	5.0	14.5	14.5
Total Points Won			7.5	8.0	10.0	34.5	34.5

Lane 11 12 - Common Cents Bookkeeping Week 14 12/9/2024

Name	Old Avg	Old HDCP	-1-	-2-	-3-	Total	HDCP Total
Ethan M. Mizner	163	52	180	137	142	459	615
Justin M. Hodges	169	46	173	138	134	445	583
Shawn E. Mizner	178	37	165	188	180	533	644
Michael G. Marcellus	196	19	156	236	197	589	646
Austin M. Longmore	193	22	139	181	207	527	593
			====	====	====	====	====
Scratch Total			813	880	860	2553	2553
Handicap			176	176	176		528
Total			989	1056	1036	2553	3081
Team Points Won			0.0	5.0	0.0	5.0	5.0
Match Points Won			2.0	4.0	4.0	13.0	13.0
Total Points Won			2.0	9.0	4.0	18.0	18.0

Lane 12 6 - Sorensen Group Week 14 12/9/2024

Name	Old Avg	Old HDCP	-1-	-2-	-3-	Total	HDCP Total
Doug Giles	176	39	168	211	146	525	642
Chris R. Lytle	177	38	154	112	135	401	515
Logan J. Albright	bk184	31	183	189	174	546	639
Jeff A. Fruhling	189	26	195	128	231	554	632
Jeremy J. Dalland	224	0	258	190	218	666	666
			====	====	====	====	====
Scratch Total			958	830	904	2692	2692
Handicap			134	134	134		402
Total			1092	964	1038	2692	3094
Team Points Won			5.0	0.0	5.0	15.0	15.0
Match Points Won			3.0	1.0	1.0	7.0	7.0
Total Points Won			8.0	1.0	6.0	22.0	22.0

Classic 2024-25

Lane 13 11 - Cornhusker Ag/Rising Ag Week 14 12/9/2024

Name	Old Avg	Old HDCP	-1-	-2-	-3-	Total	HDCP Total
Blake R. Bogus	133	82	143	153	151	447	693
Hewitt P. Moyer	169	46	201	171	172	544	682
Danny Jeffryes	172	43	163	149	178	490	619
Carter R. Hollis	202	13	187	266	192	645	684
Jared J. Samuelson	210	5	214	183	214	611	626
			====	====	====	====	====
Scratch Total			908	922	907	2737	2737
Handicap			189	189	189		567
Total			1097	1111	1096	2737	3304
Team Points Won			5.0	0.0	0.0	5.0	5.0
Match Points Won			3.0	3.0	2.0	10.0	10.0
Total Points Won			8.0	3.0	2.0	15.0	15.0

Lane 14 7 - Peerless Machine Week 14 12/9/2024

Name	Old Avg	Old HDCP	-1-	-2-	-3-	Total	HDCP Total
Brooks D. Paul	116	99	89	126	149	364	661
John W. Paul	116	99	123	113	111	347	644
Alex J. Peden	145	70	126	146	141	413	623
Jake W. Peden	155	60	154	192	247	593	773
Chris P. Drew	111	104	135	175	135	445	757
			====	====	====	====	====
Scratch Total			627	752	783	2162	2162
Handicap			432	432	432		1296
Total			1059	1184	1215	2162	3458
Team Points Won			0.0	5.0	5.0	15.0	15.0
Match Points Won			2.0	2.0	3.0	10.0	10.0
Total Points Won			2.0	7.0	8.0	25.0	25.0

Classic 2024-25

Big Apple Fun Center

Note: This report includes information through December 9 which is Week 14 of 32

Match Points Won (This Week) -- Week 14

Lane 1 1 - Draw Team - Little Mexico Restaurant

Name	Last Wk Won	Last Wk Lost	HDCP -1-	HDCP -2-	HDCP -3-	HDCP Total
			186	202	185	573
			212	217	231	660
			180	225	169	574
			222	224	230	676
			217	202	188	607
=====						
Scratch Total			711	764	697	2172
Handicap			306	306	306	918
Total			1017	1070	1003	3090

Lane 2 8 - West Week 14 12/9/2024

Name	Last Wk Won	Last Wk Lost	HDCP -1-	HDCP -2-	HDCP -3-	HDCP Total
Bob Stevens	4.0		199	245	216	660
Johnny L. Nikkila	1.0	3.0	260	188	205	653
Ivan D. Stones	3.0	1.0	187	209	199	595
Gary D. Hatcher	1.0	3.0	232	222	212	666
Justin R. Swanek	3.0	1.0	241	199	220	660
=====						
Scratch Total			917	861	850	2628
Handicap			202	202	202	606
Total			1119	1063	1052	3234
Team Points Won			5.0	0.0	5.0	15.0
Match Points Won			5.0	1.0	3.0	12.0
Total Points Won			10.0	1.0	8.0	27.0

Lane 3 2 - Kennedy Arborcare Week 14 12/9/2024

Name	Last Wk Won	Last Wk Lost	HDCP -1-	HDCP -2-	HDCP -3-	HDCP Total
Matthew J. Doerr	1.0	3.0	198	215	203	616
Andrew J. Kennedy		4.0	242	215	232	689
Ben L. Howard	1.0	3.0	230	245	220	695
Kevin L. Wise	2.0	2.0	210	206	218	634
Masato M. Sugita	1.0	3.0	208	211	211	630
=====						
Scratch Total			835	839	831	2505
Handicap			253	253	253	759
Total			1088	1092	1084	3264
Team Points Won			0.0	0.0	0.0	0.0
Match Points Won			1.0	2.0	2.0	5.0
Total Points Won			1.0	2.0	2.0	5.0

Lane 4 3 - Kirkland Siding Week 14 12/9/2024

Name	Last Wk Won	Last Wk Lost	HDCP -1-	HDCP -2-	HDCP -3-	HDCP Total
Bill Kirkland	3.0	1.0	227	194	217	638
Conan R. Gifford	4.0		278	256	244	778
Larry L. Harrington	3.0	1.0	250	214	246	710
Bobby Turner Jr	2.0	2.0	204	238	201	643
Lane E. Riffey	3.0	1.0	233	273	184	690
=====						
Scratch Total			917	900	817	2634
Handicap			275	275	275	825
Total			1192	1175	1092	3459
Team Points Won			5.0	5.0	5.0	20.0
Match Points Won			4.0	3.0	3.0	15.0
Total Points Won			9.0	8.0	8.0	35.0

Lane 5 13 - Auto Central Week 14 12/9/2024

Name	Last Wk Won	Last Wk Lost	HDCP -1-	HDCP -2-	HDCP -3-	HDCP Total
Bob Cherry	3.0	1.0	215	219	251	685
Bob J. Hunt	4.0		229	195	249	673
Chris L. Stapleton		4.0	196	202	211	609
Kevin L. Moriarty	4.0		263	220	242	725
John L. Krotz	1.0	3.0	236	230	242	708
=====						
Scratch Total			823	750	879	2452
Handicap			316	316	316	948
Total			1139	1066	1195	3400
Team Points Won			5.0	5.0	5.0	20.0
Match Points Won			3.0	3.0	3.0	12.0
Total Points Won			8.0	8.0	8.0	32.0

Lane 6 9 - AB Service & Repair Week 14 12/9/2024

Name	Last Wk Won	Last Wk Lost	HDCP -1-	HDCP -2-	HDCP -3-	HDCP Total
Mike Brown	1.0	3.0	209	235	236	680
Sean A. McBride		4.0	206	172	185	563
Cody D. Bristow	4.0		233	213	243	689
Kurt L. Schmidt		4.0	192	217	208	617
Dan Schmidt	3.0	1.0	251	214	247	712
=====						
Scratch Total			905	865	933	2703
Handicap			186	186	186	558
Total			1091	1051	1119	3261
Team Points Won			0.0	0.0	0.0	0.0
Match Points Won			2.0	2.0	2.0	8.0
Total Points Won			2.0	2.0	2.0	8.0

Note: This report includes information through December 9 which is Week 14 of 32

Lane 7 14 - Jack Lederman Co. Week 14 12/9/2024

Name	Last Wk Won	Last Wk Lost	HDCP -1-	HDCP -2-	HDCP -3-	HDCP Total
Ron J. Studnicka	3.0	1.0	188	253	283	724
Trevor D. Hibberd	3.0	1.0	222	218	223	663
Leroy H. Hoss	3.0	1.0	237	228	203	668
David D. Hibberd	1.0	3.0	201	189	239	629
Jarod D. Zikmund		4.0	203	232	195	630
Scratch Total			844	913	936	2693
Handicap			207	207	207	621
Total			1051	1120	1143	3314
Team Points Won			0.0	5.0	5.0	15.0
Match Points Won			1.0	3.0	3.0	10.0
Total Points Won			1.0	8.0	8.0	25.0

Lane 9 4 - Little Mexico Restaurant Week 14 12/9/2024

Name	Last Wk Won	Last Wk Lost	HDCP -1-	HDCP -2-	HDCP -3-	HDCP Total
Trevor A. Roberts	1.0	3.0	186	202	185	573
Quintn S. Holliday	0.5	3.5	212	217	231	660
Cruz A. Evans		4.0	180	225	169	574
Scott A. Asay	3.0	1.0	222	224	230	676
Craig A. Schutt	1.0	3.0	217	202	188	607
Scratch Total			711	764	697	2172
Handicap			306	306	306	918
Total			1017	1070	1003	3090
Team Points Won			0.0	0.0	0.0	0.0
Match Points Won			2.5	2.0	0.0	5.5
Total Points Won			2.5	2.0	0.0	5.5

Lane 11 12 - Common Cents Bookkeeping Week 14 12/9/2024

Name	Last Wk Won	Last Wk Lost	HDCP -1-	HDCP -2-	HDCP -3-	HDCP Total
Ethan M. Mizner	2.0	2.0	232	189	194	615
Justin M. Hodges	4.0		219	184	180	583
Shawn E. Mizner	3.0	1.0	202	225	217	644
Michael G. Marcellus	2.0	2.0	175	255	216	646
Austin M. Longmore	2.0	2.0	161	203	229	593
Scratch Total			813	880	860	2553
Handicap			176	176	176	528
Total			989	1056	1036	3081
Team Points Won			0.0	5.0	0.0	5.0
Match Points Won			2.0	4.0	4.0	13.0
Total Points Won			2.0	9.0	4.0	18.0

Lane 13 11 - Cornhusker Ag/Rising Ag Week 14 12/9/2024

Name	Last Wk Won	Last Wk Lost	HDCP -1-	HDCP -2-	HDCP -3-	HDCP Total
Blake R. Bogus	3.0	1.0	225	235	233	693
Hewitt P. Moyer	4.0		247	217	218	682
Danny Jeffryes	2.0	2.0	206	192	221	619
Carter R. Hollis	1.0	3.0	200	279	205	684
Jared J. Samuelson		4.0	219	188	219	626
Scratch Total			908	922	907	2737
Handicap			189	189	189	567
Total			1097	1111	1096	3304
Team Points Won			5.0	0.0	0.0	5.0
Match Points Won			3.0	3.0	2.0	10.0
Total Points Won			8.0	3.0	2.0	15.0

Lane 8 10 - Wii Bowling World Champs Week 14 12/9/2024

Name	Last Wk Won	Last Wk Lost	HDCP -1-	HDCP -2-	HDCP -3-	HDCP Total
Brandon J. Clement	1.0	3.0	285	207	189	681
Scott A. Feddersen	1.0	3.0	226	202	216	644
Doug Houtz	1.0	3.0	210	209	217	636
Anthony C. Eigenberg	3.0	1.0	231	231	175	637
Jason S. Feddersen	4.0		247	234	226	707
Scratch Total			1007	891	831	2729
Handicap			192	192	192	576
Total			1199	1083	1023	3305
Team Points Won			5.0	0.0	0.0	5.0
Match Points Won			4.0	2.0	2.0	10.0
Total Points Won			9.0	2.0	2.0	15.0

Lane 10 5 - Super Cool Unnamed Team Week 14 12/9/2024

Name	Last Wk Won	Last Wk Lost	HDCP -1-	HDCP -2-	HDCP -3-	HDCP Total
Tom Richmond	3.0	1.0	245	180	223	648
Jason D. Stubbs	3.5	0.5	212	261	235	708
Scott A. Bauer	4.0		251	227	237	715
Larry K. Giddings	1.0	3.0	195	216	235	646
Chuck M. Brisbin	3.0	1.0	202	244	237	683
Scratch Total			972	995	1034	3001
Handicap			133	133	133	399
Total			1105	1128	1167	3400
Team Points Won			5.0	5.0	5.0	20.0
Match Points Won			2.5	3.0	5.0	14.5
Total Points Won			7.5	8.0	10.0	34.5

Lane 12 6 - Sorensen Group Week 14 12/9/2024

Name	Last Wk Won	Last Wk Lost	HDCP -1-	HDCP -2-	HDCP -3-	HDCP Total
Doug Giles	2.0	2.0	207	250	185	642
Chris R. Lytle		4.0	192	150	173	515
Logan J. Albright	1.0	3.0	214	220	205	639
Jeff A. Fruhling	2.0	2.0	221	154	257	632
Jeremy J. Dalland	2.0	2.0	258	190	218	666
Scratch Total			958	830	904	2692
Handicap			134	134	134	402
Total			1092	964	1038	3094
Team Points Won			5.0	0.0	5.0	15.0
Match Points Won			3.0	1.0	1.0	7.0
Total Points Won			8.0	1.0	6.0	22.0

Lane 14 7 - Peerless Machine Week 14 12/9/2024

Name	Last Wk Won	Last Wk Lost	HDCP -1-	HDCP -2-	HDCP -3-	HDCP Total
Brooks D. Paul	1.0	3.0	188	225	248	661
John W. Paul		4.0	222	212	210	644
Alex J. Peden	2.0	2.0	196	216	211	623
Jake W. Peden	3.0	1.0	214	252	307	773
Chris P. Drew	4.0		239	279	239	757
Scratch Total			627	752	783	2162
Handicap			432	432	432	1296
Total			1059	1184	1215	3458
Team Points Won			0.0	5.0	5.0	15.0
Match Points Won			2.0	2.0	3.0	10.0
Total Points Won			2.0	7.0	8.0	25.0

Classic 2024-25

Big Apple Fun Center

* Bowlers listed must have a minimum of 1 games.

Match Points Won (Total for Year)

Name	Points		%Won	Avg	Gms	Name	Points		%Won	Avg	Gms
	Won	Lost					Won	Lost			
Bob Cherry	38.0	18.0	67.86%	112	42	Cruz A. Evans	20.0	28.0	41.67%	166	36
Lane E. Riffey	36.5	19.5	65.18%	173	42	Shawn E. Mizner	19.0	29.0	39.58%	178	36
Anthony C. Eigenberg	35.5	20.5	63.39%	201	42	Jared J. Samuelson	19.0	37.0	33.93%	210	42
Javan D. Clement	35.0	13.0	72.92%	171	36	Chris R. Lytle	18.5	21.5	46.25%	172	30
Cory D. Waddell	34.0	10.0	77.27%	196	33	Carter R. Hollis	18.5	33.5	35.58%	203	39
Jake W. Peden	32.0	16.0	66.67%	158	36	Nathan Banks	18.0	14.0	56.25%	173	24
Alex J. Peden	31.0	25.0	55.36%	145	42	Kurt L. Schmidt	18.0	26.0	40.91%	193	33
Brandon M. Conyers	31.0	21.0	59.62%	183	36	Logan J. Albright	17.5	18.5	48.61%	184	27
Cody D. Bristow	31.0	21.0	59.62%	165	39	Chris L. Stapleton	17.0	39.0	30.36%	160	42
Bill Kirkland	31.0	25.0	55.36%	158	42	Danny Jeffryes	17.0	15.0	53.13%	171	24
Austin M. Longmore	30.5	21.5	58.65%	192	39	David D. Hibberd	17.0	27.0	38.64%	185	33
Johnny L. Nikkila	29.5	22.5	56.73%	169	39	Hewitt P. Moyer	16.5	19.5	45.83%	170	27
Conan R. Gifford	29.0	23.0	55.77%	153	38	Gary D. Hatcher	16.0	32.0	33.33%	174	36
Michael G. Marcellus	29.0	27.0	51.79%	196	42	Tom Richmond	15.0	37.0	28.85%	191	39
Scott A. Bauer	29.0	19.0	60.42%	191	36	Trevor A. Roberts	15.0	17.0	46.88%	161	24
Masato M. Sugita	29.0	27.0	51.79%	185	42	Matthew J. Doerr	15.0	21.0	41.67%	129	27
Jason S. Feddersen	29.0	23.0	55.77%	223	39	Dan Schmidt	13.5	18.5	42.19%	207	18
Chuck M. Brisbin	28.5	27.5	50.89%	207	42	Scott A. Asay	13.0	15.0	46.43%	137	21
Justin M. Hodges	28.5	27.5	50.89%	167	42	Scott A. Feddersen	13.0	11.0	54.17%	157	18
Larry L. Harrington	28.0	28.0	50.00%	156	39	Nolan P. Parr	12.5	15.5	44.64%	125	21
Tyler L. Mizner	28.0	20.0	58.33%	184	36	Mike McCollough	11.0	17.0	39.29%	156	21
Mike Brown	28.0	24.0	53.85%	188	36	Brad M. Olson	10.0	6.0	62.50%	201	12
Jeff A. Fruhling	28.0	28.0	50.00%	188	42	Eric R. Zikmund	8.0	16.0	33.33%	192	18
Brandon J. Clement	28.0	20.0	58.33%	143	36	Doug Houtz	8.0	8.0	50.00%	167	12
Jeremy J. Dalland	27.0	17.0	61.36%	224	33	Tim Adkins	7.0	5.0	58.33%	194	9
Bob Stevens	27.0	29.0	48.21%	156	42	Matt W. Morrow	6.0	2.0	75.00%	bk182	6
Sean A. McBride	27.0	29.0	48.21%	139	42	Todd M. Mathews	6.0	2.0	75.00%	bk205	6
Trevor D. Hibberd	26.5	21.5	55.21%	174	36	Ethan M. Mizner	6.0	10.0	37.50%	160	12
Ivan D. Stones	26.0	30.0	46.43%	165	42	Chris P. Drew	5.5	2.5	68.75%	129	6
Jason D. Stubbs	26.0	22.0	54.17%	177	36	Jerry Schmitz	5.0	7.0	41.67%	177	9
Leroy H. Hoss	26.0	30.0	46.43%	147	42	Jacob M. Rodriguez	5.0	7.0	41.67%	102	9
Bobby Turner Jr	25.0	19.0	56.82%	164	33	Richard M. Serr	4.0		100.00%	bk161	3
Justin R. Swanek	25.0	23.0	52.08%	209	36	Gordon E. Thiessen	4.0	4.0	50.00%	bk213	6
Ryan E. Walton	25.0	19.0	56.82%	200	33	Greg A. Pettit	4.0	8.0	33.33%	209	9
Kevin L. Wise	25.0	27.0	48.08%	186	39	Eric R. Bedke	4.0		100.00%	206	3
John W. Paul	25.0	27.0	48.08%	116	39	Tom Soderholm	4.0	4.0	50.00%	bk188	6
Jacob D. Roth	25.0	15.0	62.50%	97	30	Bob G. Vogt	3.0	1.0	75.00%	bk164	3
Ron J. Studnicka	24.0	28.0	46.15%	157	39	John L. Krotz	3.0	5.0	37.50%	bk176	6
Bob J. Hunt	24.0	24.0	50.00%	138	36	Brent E. Hollis	3.0	1.0	75.00%	141	3
Brooks D. Paul	23.5	32.5	41.96%	117	42	Chris C. Hunt	3.0	5.0	37.50%	171	6
Doug Giles	23.0	29.0	44.23%	176	39	Carson M. Hemmer	3.0	5.0	37.50%	137	6
Andrew J. Kennedy	23.0	29.0	44.23%	141	36	Dave Jamrog	3.0	1.0	75.00%	bk148	3
Mark A. Woodside	22.0	22.0	50.00%	143	30	Tom McLeod	2.0	10.0	16.67%	171	9
Jarod D. Zikmund	21.5	26.5	44.79%	208	36	Keith A. Albright	2.0	2.0	50.00%	205	3
Quintn S. Holliday	21.0	35.0	37.50%	139	42	Mark A. Yonkers	2.0	6.0	25.00%	bk201	6
Craig A. Schutt	21.0	35.0	37.50%	161	42	Devon L. Smith	1.5	6.5	18.75%	bk184	6
Kevin L. Moriarty	21.0	35.0	37.50%	176	42	Larry K. Giddings	1.0	3.0	25.00%	bk181	3
Blake R. Bogus	21.0	19.0	52.50%	134	30	Ben L. Howard	1.0	3.0	25.00%	bk180	3
Doug Samuelson	21.0	19.0	52.50%	137	30	Nate Grabenstein		4.0	0.00%	110	3
Josh K. Krolkowski	20.0	28.0	41.67%	191	36	Micah J. Hadley		4.0	0.00%	183	3

Classic 2024-25

Big Apple Fun Center

* Bowlers listed must have a minimum of 1 games.

Change in Average

Name	-----Old-----		Old					---Average Change---			Weekly Over Avg
	Pins	Games	Avg	-1-	-2-	-3-	Total	New	Old	---> +/-	Series Avg +/-
Tim Adkins	1748	9	bk194				0	194.22	- 194.22	= 0.00	
Keith A. Albright	615	3	205				0	205.00	- 205.00	= 0.00	
Logan J. Albright	4437	24	bk184	183	189	174	546	184.56	- 184.88	= -0.32	546 - 552=-6
Scott A. Asay	2455	18	136	143	145	151	439	137.81	- 136.39	= 1.42	439 - 408=31
Nathan Banks	4169	24	173				0	173.71	- 173.71	= 0.00	
Scott A. Bauer	6262	33	189	225	201	211	637	191.64	- 189.76	= 1.88	637 - 567=70
Eric R. Bedke	618	3	206				0	206.00	- 206.00	= 0.00	
Blake R. Bogus	3591	27	133	143	153	151	447	134.60	- 133.00	= 1.60	447 - 399=48
Chuck M. Brisbin	8046	39	206	193	235	228	656	207.19	- 206.31	= 0.88	656 - 618=38
Cody D. Bristow	5920	36	164	182	162	192	536	165.54	- 164.44	= 1.09	536 - 492=44
Mike Brown	6175	33	187	181	207	208	596	188.08	- 187.12	= 0.96	596 - 561=35
Bob Cherry	4342	39	111	111	115	147	373	112.26	- 111.33	= 0.93	373 - 333=40
Brandon J. Clement	4717	33	142	212	134	116	462	143.86	- 142.94	= 0.92	462 - 426=36
Javan D. Clement	6160	36	171				0	171.11	- 171.11	= 0.00	
Brandon M. Conyers	6609	36	183				0	183.58	- 183.58	= 0.00	
Jeremy J. Dalland	6733	30	224	258	190	218	666	224.21	- 224.43	= -0.22	666 - 672=-6
Matthew J. Doerr	3123	24	130	113	130	118	361	129.04	- 130.13	= -1.09	361 - 390=-29
Chris P. Drew	334	3	111	135	175	135	445	129.83	- 111.33	= 18.50	445 - 333=112
Anthony C. Eigenberg	7853	39	201	217	217	161	595	201.14	- 201.36	= -0.22	595 - 603=-8
Cruz A. Evans	5551	33	168	133	178	122	433	166.22	- 168.21	= -1.99	433 - 504=-71
Jason S. Feddersen	8021	36	222	247	234	226	707	223.79	- 222.81	= 0.99	707 - 666=41
Scott A. Feddersen	2360	15	bk157	168	144	158	470	157.22	- 157.33	= -0.11	470 - 471=-1
Jeff A. Fruhling	7371	39	189	195	128	231	554	188.69	- 189.00	= -0.31	554 - 567=-13
Larry K. Giddings	0	0	bk181	161	182	201	544	181.33	- 0.00	= 181.33	544 - 543=1
Conan R. Gifford	5254	35	150	213	191	179	583	153.61	- 150.11	= 3.49	583 - 450=133
Doug Giles	6347	36	176	168	211	146	525	176.21	- 176.31	= -0.10	525 - 528=-3
Nate Grabenstein	332	3	110				0	110.67	- 110.67	= 0.00	
Micah J. Hadley	550	3	183				0	183.33	- 183.33	= 0.00	
Larry L. Harrington	5586	36	155	190	154	186	530	156.82	- 155.17	= 1.65	530 - 465=65
Gary D. Hatcher	5746	33	174	191	181	171	543	174.69	- 174.12	= 0.57	543 - 522=21
Carson M. Hemmer	824	6	137				0	137.33	- 137.33	= 0.00	
David D. Hibberd	5567	30	185	171	159	209	539	185.03	- 185.57	= -0.54	539 - 555=-16
Trevor D. Hibberd	5745	33	174	181	177	182	540	174.58	- 174.09	= 0.49	540 - 522=18
Justin M. Hodges	6609	39	169	173	138	134	445	167.95	- 169.46	= -1.51	445 - 507=-62
Quintn S. Holliday	5426	39	139	136	141	155	432	139.48	- 139.13	= 0.35	432 - 417=15
Brent E. Hollis	425	3	141				0	141.67	- 141.67	= 0.00	
Carter R. Hollis	7290	36	202	187	266	192	645	203.46	- 202.50	= 0.96	645 - 606=39

Classic 2024-25

Name	-----Old-----		Old					---Average Change---			Weekly Over Avg
	Pins	Games	Avg	-1-	-2-	-3-	Total	New	Old	----> +/-	Series Avg +/-
Leroy H. Hoss	5720	39	146	168	159	134	461	147.17	- 146.67	= 0.50	461 - 438=23
Doug Houtz	1517	9	bk168	163	162	170	495	167.67	- 168.56	= -0.89	495 - 504=-9
Ben L. Howard	0	0	bk180	195	210	185	590	196.67	- 0.00	= 196.67	590 - 540=50
Bob J. Hunt	4534	33	137	151	117	171	439	138.14	- 137.39	= 0.74	439 - 411=28
Chris C. Hunt	1028	6	171				0	171.33	- 171.33	= 0.00	
Dave Jamrog	494	3	bk148				0	164.67	- 164.67	= 0.00	
Danny Jeffryes	3618	21	172	163	149	178	490	171.17	- 172.29	= -1.12	490 - 516=-26
Andrew J. Kennedy	4623	33	140	167	140	157	464	141.31	- 140.09	= 1.21	464 - 420=44
Bill Kirkland	6207	39	159	171	138	161	470	158.98	- 159.15	= -0.18	470 - 477=-7
Josh K. Krolkowski	6898	36	191				0	191.61	- 191.61	= 0.00	
John L. Krotz	571	3	bk176	197	191	203	591	193.67	- 190.33	= 3.33	591 - 528=63
Austin M. Longmore	6966	36	193	139	181	207	527	192.13	- 193.50	= -1.37	527 - 579=-52
Chris R. Lytle	4782	27	177	154	112	135	401	172.77	- 177.11	= -4.34	401 - 531=-130
Michael G. Marcellus	7647	39	196	156	236	197	589	196.10	- 196.08	= 0.02	589 - 588=1
Todd M. Mathews	1284	6	bk205				0	214.00	- 214.00	= 0.00	
Sean A. McBride	5522	39	141	132	98	111	341	139.60	- 141.59	= -1.99	341 - 423=-82
Mike McCollough	3283	21	bk156				0	156.33	- 156.33	= 0.00	
Tom McLeod	1540	9	bk171				0	171.11	- 171.11	= 0.00	
Ethan M. Mizner	1470	9	163	180	137	142	459	160.75	- 163.33	= -2.58	459 - 489=-30
Shawn E. Mizner	5875	33	178	165	188	180	533	178.00	- 178.03	= -0.03	533 - 534=-1
Tyler L. Mizner	6634	36	184				0	184.28	- 184.28	= 0.00	
Kevin L. Moriarty	6803	39	174	222	179	201	602	176.31	- 174.44	= 1.87	602 - 522=80
Matt W. Morrow	1039	6	bk182				0	173.17	- 173.17	= 0.00	
Hewitt P. Moyer	4057	24	169	201	171	172	544	170.41	- 169.04	= 1.37	544 - 507=37
Johnny L. Nikkila	6108	36	169	214	142	159	515	169.82	- 169.67	= 0.15	515 - 507=8
Brad M. Olson	2422	12	bk201				0	201.83	- 201.83	= 0.00	
Nolan P. Parr	2641	21	125				0	125.76	- 125.76	= 0.00	
Brooks D. Paul	4559	39	116	89	126	149	364	117.21	- 116.90	= 0.32	364 - 348=16
John W. Paul	4178	36	116	123	113	111	347	116.03	- 116.06	= -0.03	347 - 348=-1
Alex J. Peden	5685	39	145	126	146	141	413	145.19	- 145.77	= -0.58	413 - 435=-22
Jake W. Peden	5121	33	155	154	192	247	593	158.72	- 155.18	= 3.54	593 - 465=128
Greg A. Pettit	1883	9	bk209				0	209.22	- 209.22	= 0.00	
Tom Richmond	6885	36	191	221	156	199	576	191.31	- 191.25	= 0.06	576 - 573=3
Lane E. Riffey	6710	39	172	190	230	141	561	173.12	- 172.05	= 1.07	561 - 516=45
Trevor A. Roberts	3456	21	164	135	151	134	420	161.50	- 164.57	= -3.07	420 - 492=-72
Jacob M. Rodriguez	924	9	102				0	102.67	- 102.67	= 0.00	
Jacob D. Roth	2924	30	97				0	97.47	- 97.47	= 0.00	
Doug Samuelson	4137	30	137				0	137.90	- 137.90	= 0.00	
Jared J. Samuelson	8224	39	210	214	183	214	611	210.36	- 210.87	= -0.51	611 - 630=-19
Dan Schmidt	3059	15	203	239	202	235	676	207.50	- 203.93	= 3.57	676 - 609=67
Kurt L. Schmidt	5830	30	194	171	196	187	554	193.45	- 194.33	= -0.88	554 - 582=-28

Classic 2024-25

Name	-----Old-----		Old					---Average Change---			Weekly Over Avg
	Pins	Games	Avg	-1-	-2-	-3-	Total	New	Old	---> +/-	Series Avg +/-
Jerry Schmitz	1601	9	bk177				0	177.89	- 177.89	= 0.00	
Craig A. Schutt	6349	39	162	164	149	135	448	161.83	- 162.79	= -0.96	448 - 486=-38
Richard M. Serr	524	3	bk161				0	174.67	- 174.67	= 0.00	
Devon L. Smith	1111	6	bk184				0	185.17	- 185.17	= 0.00	
Tom Soderholm	1147	6	bk188				0	191.17	- 191.17	= 0.00	
Chris L. Stapleton	6291	39	161	142	148	157	447	160.43	- 161.31	= -0.88	447 - 483=-36
Bob Stevens	6075	39	155	139	185	156	480	156.07	- 155.77	= 0.30	480 - 465=15
Ivan D. Stones	6503	39	166	138	160	150	448	165.50	- 166.74	= -1.24	448 - 498=-50
Jason D. Stubbs	5787	33	175	172	221	195	588	177.08	- 175.36	= 1.72	588 - 525=63
Ron J. Studnicka	5605	36	155	128	193	223	544	157.67	- 155.69	= 1.97	544 - 465=79
Masato M. Sugita	7233	39	185	178	181	181	540	185.07	- 185.46	= -0.39	540 - 555=-15
Justin R. Swanek	6900	33	209	235	193	214	642	209.50	- 209.09	= 0.41	642 - 627=15
Gordon E. Thiessen	1355	6	bk213				0	225.83	- 225.83	= 0.00	
Bobby Turner Jr	4947	30	164	153	187	150	490	164.76	- 164.90	= -0.14	490 - 492=-2
Bob G. Vogt	552	3	bk164				0	184.00	- 184.00	= 0.00	
Cory D. Waddell	6495	33	196				0	196.82	- 196.82	= 0.00	
Ryan E. Walton	6603	33	200				0	200.09	- 200.09	= 0.00	
Kevin L. Wise	6740	36	187	182	178	190	550	186.92	- 187.22	= -0.30	550 - 561=-11
Mark A. Woodside	4305	30	143				0	143.50	- 143.50	= 0.00	
Mark A. Yonkers	1106	6	bk201				0	184.33	- 184.33	= 0.00	
Eric R. Zikmund	3470	18	192				0	192.78	- 192.78	= 0.00	
Jarod D. Zikmund	6891	33	208	196	225	188	609	208.33	- 208.82	= -0.48	609 - 624=-15

Classic 2024-25

Big Apple Fun Center

* Bowlers listed must have a minimum of 1 games.

High Average Listing

	<u>Name</u>	<u>True Average</u>	<u>Pins</u>	<u>Gms</u>	<u>To Raise Avg +1</u>	<u>To Drop Avg -1</u>
1	Gordon E. Thiessen	225.83	1355	6	679	669
2	Jeremy J. Dalland	224.21	7399	33	701	664
3	Jason S. Feddersen	223.79	8728	39	680	637
4	Todd M. Mathews	214.00	1284	6	651	641
5	Jared J. Samuelson	210.36	8835	42	660	614
6	Justin R. Swanek	209.50	7542	36	648	608
7	Greg A. Pettit	209.22	1883	9	637	624
8	Jarod D. Zikmund	208.33	7500	36	651	611
9	Dan Schmidt	207.50	3735	18	633	611
10	Chuck M. Brisbin	207.19	8702	42	658	612
11	Eric R. Bedke	206.00	618	3	624	617
12	Keith A. Albright	205.00	615	3	621	614
13	Carter R. Hollis	203.46	7935	39	633	590
14	Brad M. Olson	201.83	2422	12	608	592
15	Anthony C. Eigenberg	201.14	8448	42	642	596
16	Ryan E. Walton	200.09	6603	33	633	596
17	Cory D. Waddell	196.82	6495	33	597	560
18	Ben L. Howard	196.67	590	3	592	585
19	Michael G. Marcellus	196.10	8236	42	629	583
20	Tim Adkins	194.22	1748	9	592	579
21	John L. Krotz	193.67	1162	6	584	574
22	Kurt L. Schmidt	193.45	6384	33	600	563
23	Eric R. Zikmund	192.78	3470	18	583	561
24	Austin M. Longmore	192.13	7493	39	613	570
25	Scott A. Bauer	191.64	6899	36	589	549
26	Josh K. Krolikowski	191.61	6898	36	590	550
27	Tom Richmond	191.31	7461	39	603	560
28	Tom Soderholm	191.17	1147	6	581	571
29	Jeff A. Fruhling	188.69	7925	42	580	534
30	Mike Brown	188.08	6771	36	600	560
31	Kevin L. Wise	186.92	7290	39	564	521
32	Devon L. Smith	185.17	1111	6	563	553
33	Masato M. Sugita	185.07	7773	42	597	551
34	David D. Hibberd	185.03	6106	33	590	553
35	Logan J. Albright	184.56	4983	27	567	536
36	Mark A. Yonkers	184.33	1106	6	559	549
37	Tyler L. Mizner	184.28	6634	36	581	541
38	Bob G. Vogt	184.00	552	3	558	551
39	Brandon M. Conyers	183.58	6609	36	567	527
40	Micah J. Hadley	183.33	550	3	554	547
41	Larry K. Giddings	181.33	544	3	548	541
42	Shawn E. Mizner	178.00	6408	36	573	533
43	Jerry Schmitz	177.89	1601	9	535	522
44	Jason D. Stubbs	177.08	6375	36	567	527
45	Kevin L. Moriarty	176.31	7405	42	560	514
46	Doug Giles	176.21	6872	39	562	519
47	Gary D. Hatcher	174.69	6289	36	536	496
48	Richard M. Serr	174.67	524	3	526	519

	<u>Name</u>	<u>True Average</u>	<u>Pins</u>	<u>Gms</u>	<u>To Raise Avg +1</u>	<u>To Drop Avg -1</u>
49	Trevor D. Hibberd	174.58	6285	36	540	500
50	Nathan Banks	173.71	4169	24	529	501
51	Matt W. Morrow	173.17	1039	6	527	517
52	Lane E. Riffey	173.12	7271	42	559	513
53	Chris R. Lytle	172.77	5183	30	526	492
54	Chris C. Hunt	171.33	1028	6	520	510
55	Danny Jeffryes	171.17	4108	24	536	508
56	Tom McLeod	171.11	1540	9	524	511
57	Javan D. Clement	171.11	6160	36	548	508
58	Hewitt P. Moyer	170.41	4601	27	529	498
59	Johnny L. Nikkila	169.82	6623	39	517	474
60	Justin M. Hodges	167.95	7054	42	506	460
61	Doug Houtz	167.67	2012	12	508	492
62	Cruz A. Evans	166.22	5984	36	529	489
63	Cody D. Bristow	165.54	6456	39	516	473
64	Ivan D. Stones	165.50	6951	42	519	473
65	Bobby Turner Jr	164.76	5437	33	503	466
66	Dave Jamrog	164.67	494	3	496	489
67	Craig A. Schutt	161.83	6797	42	493	447
68	Trevor A. Roberts	161.50	3876	24	498	470
69	Ethan M. Mizner	160.75	1929	12	486	470
70	Chris L. Stapleton	160.43	6738	42	507	461
71	Bill Kirkland	158.98	6677	42	478	432
72	Jake W. Peden	158.72	5714	36	487	447
73	Ron J. Studnicka	157.67	6149	39	487	444
74	Scott A. Feddersen	157.22	2830	18	488	466
75	Larry L. Harrington	156.82	6116	39	478	435
76	Mike McCollough	156.33	3283	21	485	460
77	Bob Stevens	156.07	6555	42	510	464
78	Conan R. Gifford	153.61	5837	38	477	435
79	Leroy H. Hoss	147.17	6181	42	479	433
80	Alex J. Peden	145.19	6098	42	472	426
81	Brandon J. Clement	143.86	5179	36	437	397
82	Mark A. Woodside	143.50	4305	30	447	413
83	Brent E. Hollis	141.67	425	3	427	420
84	Andrew J. Kennedy	141.31	5087	36	451	411
85	Sean A. McBride	139.60	5863	42	437	391
86	Quintn S. Holliday	139.48	5858	42	442	396
87	Bob J. Hunt	138.14	4973	36	448	408
88	Doug Samuelson	137.90	4137	30	417	383
89	Scott A. Asay	137.81	2894	21	418	393
90	Carson M. Hemmer	137.33	824	6	418	408
91	Blake R. Bogus	134.60	4038	30	417	383
92	Chris P. Drew	129.83	779	6	391	381
93	Matthew J. Doerr	129.04	3484	27	416	385
94	Nolan P. Parr	125.76	2641	21	383	358
95	Brooks D. Paul	117.21	4923	42	387	341
96	John W. Paul	116.03	4525	39	389	346
97	Bob Cherry	112.26	4715	42	370	324
98	Nate Grabenstein	110.67	332	3	334	327
99	Jacob M. Rodriguez	102.67	924	9	312	299
100	Jacob D. Roth	97.47	2924	30	310	276

Classic 2024-25

Big Apple Fun Center

* Bowlers listed must have a minimum of 22 games.

Note: This report includes information through December 9 which is Week 14 of 32

Most Improved Averages

Name	True		Most Improved		Name	True		Most Improved	
	Average	Gms	Avg	+/-		Average	Gms	Avg	+/-
Javan D. Clement	171.11	36	157	+14.11	Nathan Banks	173.71	24	173	+0.71
Cody D. Bristow	165.54	39	153	+12.54	Gary D. Hatcher	174.69	36	174	+0.69
Jake W. Peden	158.72	36	150	+8.72	Jeff A. Fruhling	188.69	42	188	+0.69
Ron J. Studnicka	157.67	39	149	+8.67	Blake R. Bogus	134.60	30	134	+0.60
Scott A. Bauer	191.64	36	183	+8.64	Logan J. Albright	184.56	27	184	+0.56
Cory D. Waddell	196.82	33	189	+7.82	David D. Hibberd	185.03	33	185	+0.03
Bob J. Hunt	138.14	36	131	+7.14	Trevor D. Hibberd	174.58	36	175	-0.42
Johnny L. Nikkila	169.82	39	163	+6.82	Justin R. Swanek	209.50	36	210	-0.50
Brandon M. Conyers	183.58	36	177	+6.58	Quintn S. Holliday	139.48	42	140	-0.52
Andrew J. Kennedy	141.31	36	135	+6.31	Jacob D. Roth	97.47	30	98	-0.53
Chuck M. Brisbin	207.19	42	201	+6.19	Chris L. Stapleton	160.43	42	161	-0.57
Masato M. Sugita	185.07	42	179	+6.07	Hewitt P. Moyer	170.41	27	171	-0.59
Bob Cherry	112.26	42	108	+4.26	Danny Jeffryes	171.17	24	172	-0.83
Austin M. Longmore	192.13	39	188	+4.13	Mike Brown	188.08	36	189	-0.92
Michael G. Marcellus	196.10	42	192	+4.10	Justin M. Hodges	167.95	42	170	-2.05
Bob Stevens	156.07	42	152	+4.07	Ivan D. Stones	165.50	42	168	-2.50
Doug Samuelson	137.90	30	134	+3.90	Trevor A. Roberts	161.50	24	164	-2.50
Conan R. Gifford	153.61	38	150	+3.61	Jared J. Samuelson	210.36	42	213	-2.64
Brandon J. Clement	143.86	36	141	+2.86	Doug Giles	176.21	39	179	-2.79
Tom Richmond	191.31	39	189	+2.31	Jason D. Stubbs	177.08	36	180	-2.92
Kevin L. Moriarty	176.31	42	174	+2.31	Matthew J. Doerr	129.04	27	132	-2.96
Brooks D. Paul	117.21	42	115	+2.21	Shawn E. Mizner	178.00	36	181	-3.00
Leroy H. Hoss	147.17	42	145	+2.17	Craig A. Schutt	161.83	42	165	-3.17
John W. Paul	116.03	39	114	+2.03	Sean A. McBride	139.60	42	143	-3.40
Bill Kirkland	158.98	42	157	+1.98	Mark A. Woodside	143.50	30	147	-3.50
Larry L. Harrington	156.82	39	155	+1.82	Kurt L. Schmidt	193.45	33	197	-3.55
Josh K. Krolkowski	191.61	36	190	+1.61	Jarod D. Zikmund	208.33	36	213	-4.67
Carter R. Hollis	203.46	39	202	+1.46	Jeremy J. Dalland	224.21	33	229	-4.79
Tyler L. Mizner	184.28	36	183	+1.28	Jason S. Feddersen	223.79	39	229	-5.21
Alex J. Peden	145.19	42	144	+1.19	Bobby Turner Jr	164.76	33	170	-5.24
Lane E. Riffey	173.12	42	172	+1.12	Chris R. Lytle	172.77	30	179	-6.23
Ryan E. Walton	200.09	33	199	+1.09	Anthony C. Eigenberg	201.14	42	208	-6.86
Kevin L. Wise	186.92	39	186	+0.92	Cruz A. Evans	166.22	36	176	-9.78

Classic 2024-25

Big Apple Fun Center

* Bowlers listed must have a minimum of 1 games.

Most Pins Over Average

Name	-----Old-----		Old Avg	Average Change			Total	---Average Change---			Weekly Over Avg Series Avg +/-
	Pins	Games		-1-	-2-	-3-		New - Old ---> +/-			
Conan R. Gifford	5254	35	150	213	191	179	583	153.61	- 150.11	= 3.49	583 - 450=133
Jake W. Peden	5121	33	155	154	192	247	593	158.72	- 155.18	= 3.54	593 - 465=128
Chris P. Drew	334	3	111	135	175	135	445	129.83	- 111.33	= 18.50	445 - 333=112
Kevin L. Moriarty	6803	39	174	222	179	201	602	176.31	- 174.44	= 1.87	602 - 522=80
Ron J. Studnicka	5605	36	155	128	193	223	544	157.67	- 155.69	= 1.97	544 - 465=79
Scott A. Bauer	6262	33	189	225	201	211	637	191.64	- 189.76	= 1.88	637 - 567=70
Dan Schmidt	3059	15	203	239	202	235	676	207.50	- 203.93	= 3.57	676 - 609=67
Larry L. Harrington	5586	36	155	190	154	186	530	156.82	- 155.17	= 1.65	530 - 465=65
Jason D. Stubbs	5787	33	175	172	221	195	588	177.08	- 175.36	= 1.72	588 - 525=63
John L. Krotz	571	3	bk176	197	191	203	591	193.67	- 190.33	= 3.33	591 - 528=63
Ben L. Howard	0	0	bk180	195	210	185	590	196.67	- 0.00	= 196.67	590 - 540=50
Blake R. Bogus	3591	27	133	143	153	151	447	134.60	- 133.00	= 1.60	447 - 399=48
Lane E. Riffey	6710	39	172	190	230	141	561	173.12	- 172.05	= 1.07	561 - 516=45
Andrew J. Kennedy	4623	33	140	167	140	157	464	141.31	- 140.09	= 1.21	464 - 420=44
Cody D. Bristow	5920	36	164	182	162	192	536	165.54	- 164.44	= 1.09	536 - 492=44
Jason S. Feddersen	8021	36	222	247	234	226	707	223.79	- 222.81	= 0.99	707 - 666=41
Bob Cherry	4342	39	111	111	115	147	373	112.26	- 111.33	= 0.93	373 - 333=40
Carter R. Hollis	7290	36	202	187	266	192	645	203.46	- 202.50	= 0.96	645 - 606=39
Chuck M. Brisbin	8046	39	206	193	235	228	656	207.19	- 206.31	= 0.88	656 - 618=38
Hewitt P. Moyer	4057	24	169	201	171	172	544	170.41	- 169.04	= 1.37	544 - 507=37
Brandon J. Clement	4717	33	142	212	134	116	462	143.86	- 142.94	= 0.92	462 - 426=36
Mike Brown	6175	33	187	181	207	208	596	188.08	- 187.12	= 0.96	596 - 561=35
Scott A. Asay	2455	18	136	143	145	151	439	137.81	- 136.39	= 1.42	439 - 408=31
Bob J. Hunt	4534	33	137	151	117	171	439	138.14	- 137.39	= 0.74	439 - 411=28
Leroy H. Hoss	5720	39	146	168	159	134	461	147.17	- 146.67	= 0.50	461 - 438=23
Gary D. Hatcher	5746	33	174	191	181	171	543	174.69	- 174.12	= 0.57	543 - 522=21
Trevor D. Hibberd	5745	33	174	181	177	182	540	174.58	- 174.09	= 0.49	540 - 522=18
Brooks D. Paul	4559	39	116	89	126	149	364	117.21	- 116.90	= 0.32	364 - 348=16
Bob Stevens	6075	39	155	139	185	156	480	156.07	- 155.77	= 0.30	480 - 465=15
Justin R. Swanek	6900	33	209	235	193	214	642	209.50	- 209.09	= 0.41	642 - 627=15
Quintn S. Holliday	5426	39	139	136	141	155	432	139.48	- 139.13	= 0.35	432 - 417=15
Johnny L. Nikkila	6108	36	169	214	142	159	515	169.82	- 169.67	= 0.15	515 - 507=8
Tom Richmond	6885	36	191	221	156	199	576	191.31	- 191.25	= 0.06	576 - 573=3
Michael G. Marcellus	7647	39	196	156	236	197	589	196.10	- 196.08	= 0.02	589 - 588=1
Larry K. Giddings	0	0	bk181	161	182	201	544	181.33	- 0.00	= 181.33	544 - 543=1
Shawn E. Mizner	5875	33	178	165	188	180	533	178.00	- 178.03	= -0.03	533 - 534=-1
John W. Paul	4178	36	116	123	113	111	347	116.03	- 116.06	= -0.03	347 - 348=-1

Classic 2024-25

Name	-----Old-----		Old					---Average Change---			Weekly Over Avg
	Pins	Games	Avg	-1-	-2-	-3-	Total	New	Old	----> +/-	Series Avg +/-
Scott A. Feddersen	2360	15	bk157	168	144	158	470	157.22	- 157.33	= -0.11	470 - 471=-1
Bobby Turner Jr	4947	30		153	187	150	490	164.76	- 164.90	= -0.14	490 - 492=-2
Doug Giles	6347	36		176	211	146	525	176.21	- 176.31	= -0.10	525 - 528=-3
Jeremy J. Dalland	6733	30		224	258	190	666	224.21	- 224.43	= -0.22	666 - 672=-6
Logan J. Albright	4437	24	bk184	183	189	174	546	184.56	- 184.88	= -0.32	546 - 552=-6
Bill Kirkland	6207	39		159	171	138	470	158.98	- 159.15	= -0.18	470 - 477=-7
Anthony C. Eigenberg	7853	39		201	217	161	595	201.14	- 201.36	= -0.22	595 - 603=-8
Doug Houtz	1517	9	bk168	163	162	170	495	167.67	- 168.56	= -0.89	495 - 504=-9
Kevin L. Wise	6740	36		187	182	178	550	186.92	- 187.22	= -0.30	550 - 561=-11
Jeff A. Fruhling	7371	39		189	195	128	554	188.69	- 189.00	= -0.31	554 - 567=-13
Masato M. Sugita	7233	39		185	178	181	540	185.07	- 185.46	= -0.39	540 - 555=-15
Jarod D. Zikmund	6891	33		208	196	225	609	208.33	- 208.82	= -0.48	609 - 624=-15
David D. Hibberd	5567	30		185	171	159	539	185.03	- 185.57	= -0.54	539 - 555=-16
Jared J. Samuelson	8224	39		210	214	183	611	210.36	- 210.87	= -0.51	611 - 630=-19
Alex J. Peden	5685	39		145	126	146	413	145.19	- 145.77	= -0.58	413 - 435=-22
Danny Jeffryes	3618	21		172	163	149	490	171.17	- 172.29	= -1.12	490 - 516=-26
Kurt L. Schmidt	5830	30		194	171	196	554	193.45	- 194.33	= -0.88	554 - 582=-28
Matthew J. Doerr	3123	24		130	113	130	361	129.04	- 130.13	= -1.09	361 - 390=-29
Ethan M. Mizner	1470	9		163	180	137	459	160.75	- 163.33	= -2.58	459 - 489=-30
Chris L. Stapleton	6291	39		161	142	148	447	160.43	- 161.31	= -0.88	447 - 483=-36
Craig A. Schutt	6349	39		162	164	149	448	161.83	- 162.79	= -0.96	448 - 486=-38
Ivan D. Stones	6503	39		166	138	160	448	165.50	- 166.74	= -1.24	448 - 498=-50
Austin M. Longmore	6966	36		193	139	181	527	192.13	- 193.50	= -1.37	527 - 579=-52
Justin M. Hodges	6609	39		169	173	138	445	167.95	- 169.46	= -1.51	445 - 507=-62
Cruz A. Evans	5551	33		168	133	178	433	166.22	- 168.21	= -1.99	433 - 504=-71
Trevor A. Roberts	3456	21		164	135	151	420	161.50	- 164.57	= -3.07	420 - 492=-72
Sean A. McBride	5522	39		141	132	98	341	139.60	- 141.59	= -1.99	341 - 423=-82
Chris R. Lytle	4782	27		177	154	112	401	172.77	- 177.11	= -4.34	401 - 531=-130

Classic 2024-25

Big Apple Fun Center

This report is for scores bowled December 9 which is Week 14 of 32

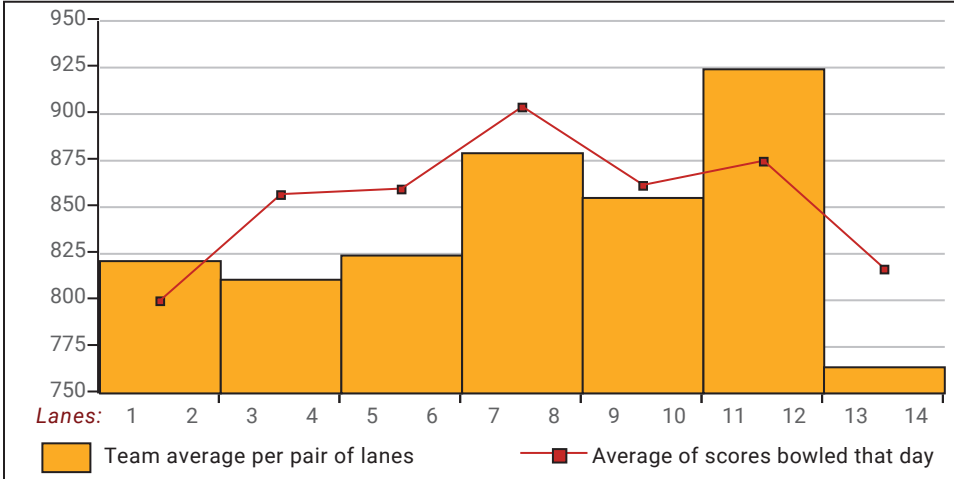
This Week's Statistics: Lefties vs Righties

Unless designated left handed, bowlers are considered right handed.

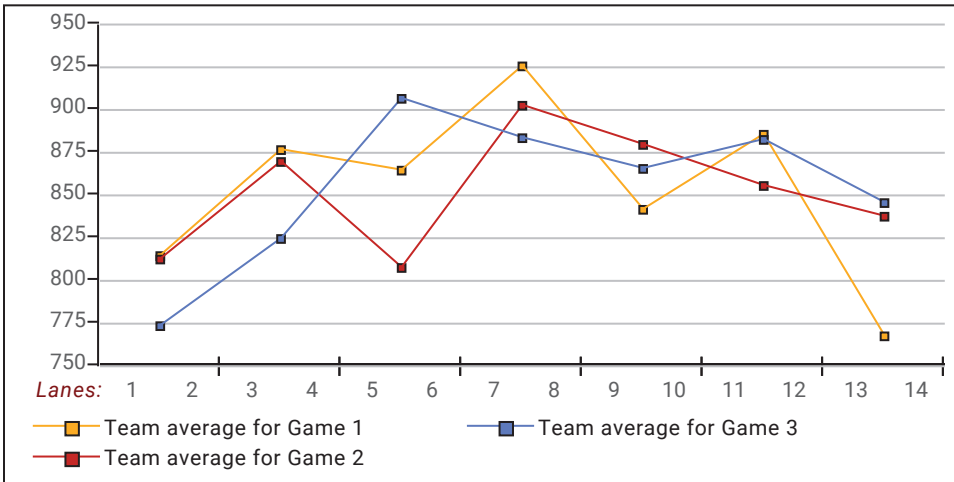
	Over All	Right	Left
How many people bowled	65	64	1
Number of games bowled	195	192	3
Actual average of week's scores	172.62	173.13	140.00
How many games above average	107	107	0
How many games below average	85	82	3
Pins above/below average per game	3.33	3.76	-24.00
How many people raised average	35	35	--
by this amount	2.17	2.17	0.00
How many people went down	30	29	1
by this amount	-0.95	-0.87	-3.07
League average before bowling	169.69	169.77	164.57
League average after bowling	170.42	170.56	161.50
Change in league average	0.73	0.79	-3.07
800s	--	--	--
775s	--	--	--
750s	--	--	--
725s	--	--	--
700s	1	1	--
675s	1	1	--
650s	2	2	--
625s	3	3	--
600s	3	3	--
575s	9	9	--
550s	4	4	--
525s	13	13	--
500s	1	1	--
475s	4	4	--
450s	6	6	--
425s	10	10	--
400s	3	2	1
below 400	5	5	--
300s	--	--	--
275s	--	--	--
250s	2	2	--
225s	14	14	--
200s	26	26	--
175s	52	52	--
150s	46	45	1
125s	41	39	2
100s	12	12	--
below 100	2	2	--

This report is for scores bowled December 9 which is Week 14 of 32

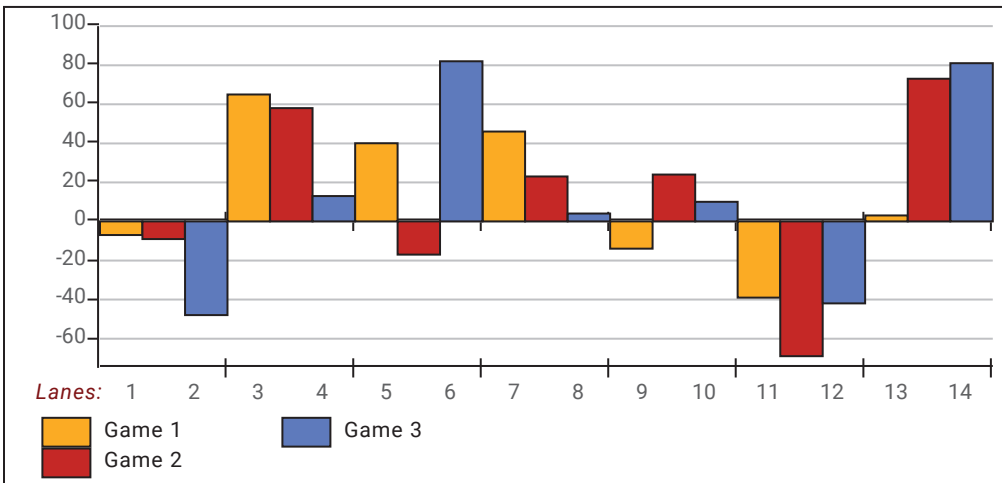
Team Average vs Avg of Scores



Average of Scores for Each Game

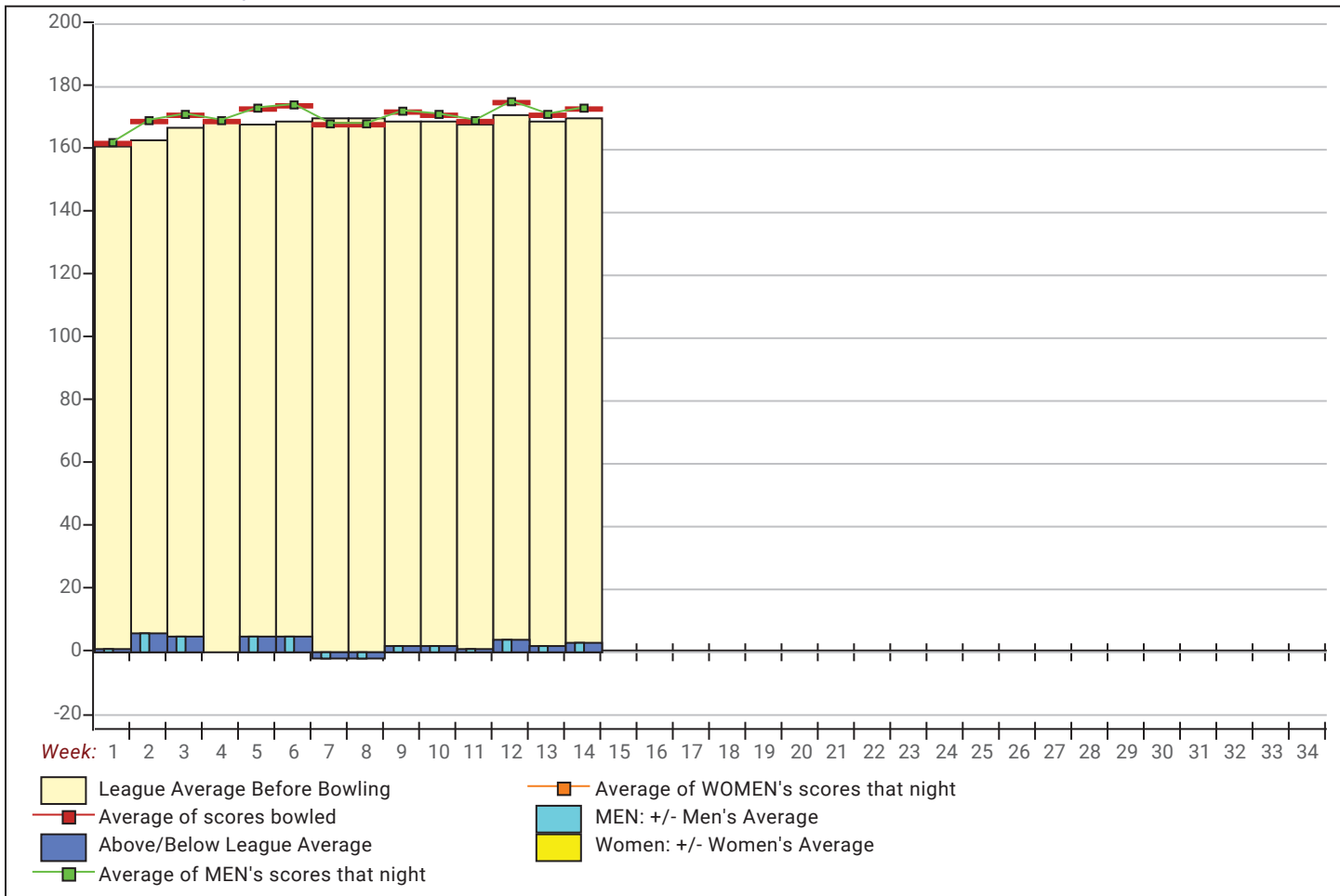


Amount Over/Under Team Average



This report is for scores bowled December 9 which is Week 14 of 32

League Average Week-by-Week



League Average Statistics for Last Week

	League	Right Hand	Left Hand
League Average Before Bowling	169.69	169.77	164.57
Average of scores bowled that night	172.62	173.13	140.00
New League Average After Bowling	170.42	170.56	161.50
Change in League Average	.73	.79	-3.07
People Who Bowled Over Average	35	35	
People Who Bowled Under Average	30	29	1
Average Amount of Series Over Avg	43.14	43.14	
Average Amount of Series Under Avg	-28.70	-27.21	-72.00
Difference Avg, NiteAvg	3.33	3.76	-24.00
Number of Bowlers	65	64	1
Number of Games Bowled	195	192	3
People Who Raised Their Average	35	35	
Raised By an Average of This Amount	2.17	2.17	
People Who Lowered Their Average	30	29	1
Lowered By an Average of This Amou	-.95	-.87	-3.07
Number of Games Bowled Over Avera	107	107	
Number of Games Bowled Under Avera	85	82	3

Note: Averages are based only on people who bowled.

Press Release -- 12/17/2024

12/9/2024 Week 14 of 32

Classic 2024-25

Monday 6:30 pm

Big Apple Fun Center

Lanes 1 - 14

Team Standings

Place	Team Name	Avg p/gm	Points Won	Points Lost	Year-To-Date WON	Y-T-D LOST
1	Kirkland Siding	816	104½	55½	344½	215½
2	Peerless Machine	709	100½	59½	331	229
3	Kennedy Arborcare	832	100	60	285	275
4	Auto Central	743	100	60	259½	300½
5	West	878	93	67	247½	312½
6	AB Service & Repair	889	83	77	281½	278½
7	Super Cool Unnamed Team	964	75½	84½	259½	300½
8	Common Cents Bookkeeping	912	74	86	261	299
9	Little Mexico Restaurant	767	74	86	245½	314½
10	Wii Bowling World Champs	854	67	93	359½	200½
11	Cornhusker Ag/Rising Ag	868	60	100	226½	333½
12	Jack Lederman Co.	873	60	100	239½	320½
13	Sorensen Group	947	60	100	277	283
14	Draw Team	872	68½	91½	302½	257½

*** Although not shown, standings are determined by points only for the current split

Last Week's Top Scores

Scratch Game		Scratch Series		Handicap Game		Handicap Series	
266	Carter Hollis	707	Jason Feddersen	307	Jake Peden	778	Conan Gifford
258	Jeremy Dalland	676	Dan Schmidt	285	Brandon Clement	773	Jake Peden
247	Jake Peden	666	Jeremy Dalland	283	Ron Studnicka	757	Chris Drew
247	Jason Feddersen	656	Chuck Brisbin	279	Carter Hollis	725	Kevin Moriarty
239	Dan Schmidt	645	Carter Hollis	279	Chris Drew	724	Ron Studnicka
236	Michael Marcellus	642	Justin Swaneck	278	Conan Gifford	715	Scott Bauer
235	Justin Swaneck	637	Scott Bauer	273	Lane Riffey	712	Dan Schmidt
235	Chuck Brisbin	611	Jared Samuelson	263	Kevin Moriarty	710	Larry Harrington
231	Jeff Fruhling	609	Jarod Zikmund	261	Jason Stubbs	708	Jason Stubbs
230	Lane Riffey	602	Kevin Moriarty	260	Johnny Nikkila	708	John Krotz

Local and Bowling Center Awards

Name	USBC ID Number	Award Average	Award Games	G1	G2	G3	Series	Award Score	Award Received
Scott A. Bauer	1494-1881 USBC	189	33	225	201	211	637	225	225 Game (Local Assoc. Awards)
Brandon J. Clement	20-34209 USBC	142	33	212	134	116	462	212	200 Game (Local Assoc. Awards)
Jason S. Feddersen	11-389086 USBC	222	36	247	234	226	707	707	700 Series (Local Assoc. Awards)
Jeff A. Fruhling	1494-261 USBC	189	39	195	128	231	554	231	225 Game (Local Assoc. Awards)
Conan R. Gifford	1494-3221 USBC	150	35	213	191	179	583	213	200 Game (Local Assoc. Awards)
Carter R. Hollis	11-536044 USBC	202	36	187	266	192	645	266	250 Game (Local Assoc. Awards)
Kevin L. Moriarty	1494-689 USBC	174	39	222	179	201	602	602	600 Series (Local Assoc. Awards)
Johnny L. Nikkila	1494-182 USBC	169		214	142	159	515	214	Clean Game (199 Average or Les (Local Ass
Jake W. Peden	8237-527 USBC	155	33	154	192	247	593	247	75 Pins Over Average (Local Assoc. Awards)
	8237-527 USBC	155	33	154	192	247	593	247	225 Game (Local Assoc. Awards)
Lane E. Riffey	9726-4347 USBC	172	39	190	230	141	561	230	225 Game (Local Assoc. Awards)
Ron J. Studnicka	1494-3219 USBC	155	36	128	193	223	544	223	200 Game (Local Assoc. Awards)