

# Classic 2024-25

Monday 6:30 pm

## Big Apple Fun Center

Lanes 1 - 14

President: Doug Giles (308)627-5683

Vice President: Austin Longmore (308)233-1251

Secretary/Treasurer: Gary Hatcher (308)238-3914

### Team Standings

Place	#	Team Name	Points Won	Points Lost	%Won	Pins + HDCP	Scratch Pins	Avg p/gm	High Game	High Sers	HDCP Game	HDCP Sers
1	2	Kennedy Arborcare	61	19	76.3	39341	29609	822	969	2645	1206	3442
2	8	West	60	20	75.0	39126	31725	881	1034	2823	1245	3441
3	13	Auto Central	52	28	65.0	39251	26558	737	907	2392	1241	3423
4	9	AB Service & Repair	51	29	63.8	39117	31794	883	1027	2880	1244	3495
5	4	Little Mexico Restaurant	44½	35½	55.6	38501	27809	772	870	2519	1166	3370
6	3	Kirkland Siding	41½	38½	51.9	39699	29280	813	922	2566	1207	3421
7	10	Wii Bowling World Champs	40	40	50.0	40628	30821	856	981	2799	1241	3528
8	7	Peerless Machine	39½	40½	49.4	39404	25337	703	818	2291	1197	3412
9	5	Super Cool Unnamed Team	37	43	46.3	39008	34913	969	1106	3236	1235	3515
10	14	Jack Lederman Co.	31	49	38.8	39075	31419	872	1031	2895	1238	3410
11	11	Cornhusker Ag/Rising Ag	24	56	30.0	39070	31153	865	983	2791	1199	3405
12	12	Common Cents Bookkeeping	20	60	25.0	38934	32751	909	1068	2892	1225	3426
13	6	Sorensen Group	19	61	23.8	39098	34157	948	1171	3189	1327	3657
14	1	Draw Team	39½	40½		39778	31480	874	1171	3189	1327	3657

### Review of Last Week's Bowling.....

Lanes	Team Name	HDCP -1-	HDCP -2-	HDCP -3-	HDCP Total	Last Wk WON		Team Name	HDCP -1-	HDCP -2-	HDCP -3-	HDCP Total	Last Wk WON
1-2	Draw Team	1156	1076	1029	3261	25½	<--->	Little Mexico Restaur	1033	1112	1003	3148	14½
3-4	AB Service & Repair	1152	1106	1030	3288	22	<--->	Jack Lederman Co.	1079	1087	1147	3313	18
5-6	Cornhusker Ag/Rising	1089	1024	1133	3246	14	<--->	Super Cool Unnamed	1170	1141	1025	3336	26
7-8	West	1131	1178	1132	3441	33	<--->	Common Cents Bookk	1122	1168	1091	3381	7
9-10	Peerless Machine	1171	1097	1082	3350	14	<--->	Auto Central	1055	1202	1119	3376	26
11-12	Kennedy Arborcare	1108	1206	1042	3356	27	<--->	Wii Bowling World Ch	1156	1076	1029	3261	13
13-14	Sorensen Group	1125	1013	1020	3158	13	<--->	Kirkland Siding	1057	1085	1147	3289	27

### Lane Assignments

	1-2	3-4	5-6	7-8	9-10	11-12	13-14
Wk13 12/02	1- 9	6- 11	12- 14	13- 4	2- 8	10- 3	5- 7
Wk14 12/09	1- 8	2- 3	13- 9	14- 10	4- 5	12- 6	11- 7
Wk15 12/16	1- 2	10- 9	14- 13	6- 5	8- 7	4- 3	12- 11

### Last Week's Top Scores

Team Scratch Game	Team Scratch Series	Team Handicap Game	Team Handicap Series
1085 Super Cool Unnamed Team	3081 Super Cool Unnamed Team	1206 Kennedy Arborcare	3441 West
1005 Sorensen Group	2892 Common Cents Bookkeepi	1202 Auto Central	3381 Common Cents Bo
1005 Common Cents Bookkeepi	2823 West	1178 West	3376 Auto Central
972 West	2798 Sorensen Group	1171 Peerless Machine	3356 Kennedy Arborcare
969 Kennedy Arborcare	2740 Jack Lederman Co.	1170 Super Cool Unnamed Team	3350 Peerless Machine
956 Jack Lederman Co.	2670 Cornhusker Ag/Rising Ag	1168 Common Cents Bookkeepi	3336 Super Cool Unnam
941 Cornhusker Ag/Rising Ag	2645 Kennedy Arborcare	1156 Wii Bowling World Champs	3313 Jack Lederman Co.
928 AB Service & Repair	2616 AB Service & Repair	1152 AB Service & Repair	3289 Kirkland Siding
907 Wii Bowling World Champs	2514 Wii Bowling World Champs	1147 Kirkland Siding	3288 AB Service & Repai
871 Kirkland Siding	2461 Kirkland Siding	1147 Jack Lederman Co.	3261 Wii Bowling World
848 Auto Central	2314 Auto Central	1133 Cornhusker Ag/Rising Ag	3246 Cornhusker Ag/Risi
818 Peerless Machine	2291 Peerless Machine	1125 Sorensen Group	3158 Sorensen Group
811 Little Mexico Restaurant	2245 Little Mexico Restaurant	1112 Little Mexico Restaurant	3148 Little Mexico Resta

**Last Week's Top Scores - Continued**

Scratch Game		Scratch Series		Handicap Game		Handicap Series	
270	Masato Sugita	705	Tom Richmond	307	Masato Sugita	816	Masato Sugita
269	Jason Feddersen	705	Masato Sugita	297	Bob Hunt	783	Tom Richmond
256	Tom Richmond	666	Austin Longmore	285	Brandon Clement	752	Bob Hunt
251	Michael Marcellus	653	Jason Feddersen	282	Tom Richmond	750	Austin Longmore
248	Jeff Fruhling	648	Eric Zikmund	275	Bob Stevens	749	Cody Bristow
238	Chuck Brisbin	629	Jeff Fruhling	274	Michael Marcellus	739	Brandon Clement
236	Justin Swanek	625	Michael Marcellus	274	Jeff Fruhling	738	Javan Clement
236	Todd Mathews	624	Ryan Walton	274	Doug Samuelson	735	Johnny Nikkila
235	Jarod Zikmund	624	Chuck Brisbin	272	Conan Gifford	731	Doug Samuelson
234	Austin Longmore	623	Justin Swanek	270	Cody Bristow	729	Eric Zikmund
		623	Jarod Zikmund				

**Season High Scores**

Team Scratch Game		Team Scratch Series		Team Handicap Game		Team Handicap Series	
1171	Sorensen Group	3236	Super Cool Unnamed Team	1327	Sorensen Group	3657	Sorensen Group
1106	Super Cool Unnamed Team	3189	Sorensen Group	1245	West	3528	Wii Bowling World
1068	Common Cents Bookkeepi	2895	Jack Lederman Co.	1244	AB Service & Repair	3515	Super Cool Unnam
1034	West	2892	Common Cents Bookkeepi	1241	Wii Bowling World Champs	3495	AB Service & Repai
1031	Jack Lederman Co.	2880	AB Service & Repair	1241	Auto Central	3442	Kennedy Arborcare
1027	AB Service & Repair	2823	West	1238	Jack Lederman Co.	3441	West
983	Cornhusker Ag/Rising Ag	2799	Wii Bowling World Champs	1235	Super Cool Unnamed Team	3426	Common Cents Bo
981	Wii Bowling World Champs	2791	Cornhusker Ag/Rising Ag	1225	Common Cents Bookkeepi	3423	Auto Central
969	Kennedy Arborcare	2645	Kennedy Arborcare	1207	Kirkland Siding	3421	Kirkland Siding
922	Kirkland Siding	2566	Kirkland Siding	1206	Kennedy Arborcare	3412	Peerless Machine
907	Auto Central	2519	Little Mexico Restaurant	1199	Cornhusker Ag/Rising Ag	3410	Jack Lederman Co.
870	Little Mexico Restaurant	2392	Auto Central	1197	Peerless Machine	3405	Cornhusker Ag/Risi
818	Peerless Machine	2291	Peerless Machine	1166	Little Mexico Restaurant	3370	Little Mexico Resta

Scratch Game		Scratch Series		Handicap Game		Handicap Series	
290	Jason Feddersen	738	Gordon Thiessen	317	Trevor Hibberd	823	Kevin Wise
289	Jeremy Dalland	728	Jason Feddersen	310	Justin Hodges	816	Masato Sugita
279	Gordon Thiessen	726	Jeremy Dalland	307	Masato Sugita	809	Bobby Turner Jr
279	Jarod Zikmund	715	Todd Mathews	304	Bobby Turner Jr	795	Javan Clement
275	Chuck Brisbin	714	Anthony Eigenberg	302	Jason Feddersen	787	Johnny Nikkila
270	Masato Sugita	705	Tom Richmond	299	Javan Clement	783	Tom Richmond
269	Tom Richmond	705	Masato Sugita	297	Bob Hunt	771	Jeff Fruhling
269	Jared Samuelson	701	Ryan Walton	295	Doug Giles	770	Justin Hodges
268	Justin Swanek	700	Chuck Brisbin	294	Jeff Fruhling	769	Brandon Conyers
267	Carter Hollis	695	Jarod Zikmund	294	Cruz Evans	768	Austin Longmore

**Team Rosters**

**1 - Draw Team**

Name	Avg	HDCP	Pins	Gms	Points Won	High Game	High Sers	HDCP Game	HDCP Sers	0's	200's	250's	0's	600's	700's
				36	21.5	256	608	310	770	32	3	1	11	1	--
				30	13.0	229	595	266	724	22	8	--	10	--	--
				33	25.0	233	587	267	689	25	8	--	11	--	--
				33	24.5	244	666	281	768	19	14	--	7	4	--
				36	24.0	251	667	275	742	21	14	1	6	6	--

**2 - Kennedy Arborcare**

Name	Avg	HDCP	Pins	Gms	Points Won	High Game	High Sers	HDCP Game	HDCP Sers	0's	200's	250's	0's	600's	700's
Masato M. Sugita	183	32	6610	36	24.0	270	705	307	816	29	6	1	10	1	1
Matthew J. Doerr	130	85	3123	24	14.0	168	436	245	694	24	--	--	8	--	--
Andrew J. Kennedy	137	78	4135	30	20.0	194	494	270	734	30	--	--	10	--	--
Mike McCollough	156	59	2815	18	11.0	189	497	248	674	18	--	--	6	--	--
Brandon M. Conyers	181	34	5995	33	28.0	233	642	276	769	24	9	--	9	2	--
Kevin L. Wise	184	31	6082	33	19.0	246	691	290	823	24	9	--	9	2	--

Classic 2024-25

3 - Kirkland Siding

Name	Avg	HDCP	Pins	Gms	Points Won	High Game	High Sers	HDCP Game	HDCP Sers	0's	200's	250's	0's	600's	700's
Bill Kirkland	159	56	5758	36	27.0	213	548	272	722	33	3	--	12	--	--
Conan R. Gifford	149	66	4786	32	22.0	205	512	272	752	31	1	--	10	--	--
Larry L. Harrington	152	63	5041	33	22.0	200	533	264	743	32	1	--	11	--	--
Bobby Turner Jr	168	47	4541	27	21.0	256	665	304	809	23	3	1	8	1	--
Lane E. Riffey	172	43	6218	36	29.5	211	588	262	748	32	4	--	12	--	--
Brad M. Olson	201	14	2422	12	10.0	249	626	265	716	6	6	--	2	2	--

4 - Little Mexico Restaurant

Name	Avg	HDCP	Pins	Gms	Points Won	High Game	High Sers	HDCP Game	HDCP Sers	0's	200's	250's	0's	600's	700's
Nathan Banks	173	42	4169	24	18.0	220	560	264	692	20	4	--	8	--	--
Trevor A. Roberts	164	51	3456	21	14.0	217	536	270	705	19	2	--	7	--	--
Quintn S. Holliday	138	77	5003	36	19.5	186	472	266	700	36	--	--	12	--	--
Nolan P. Parr	127	88	2296	18	12.5	174	437	262	671	18	--	--	6	--	--
Cruz A. Evans	170	45	5111	30	19.0	244	588	294	737	25	5	--	10	--	--
Scott A. Asay	130	85	1952	15	6.0	168	414	245	673	15	--	--	5	--	--
Craig A. Schutt	161	54	5822	36	17.0	214	539	262	686	35	1	--	12	--	--

5 - Super Cool Unnamed Team

Name	Avg	HDCP	Pins	Gms	Points Won	High Game	High Sers	HDCP Game	HDCP Sers	0's	200's	250's	0's	600's	700's
Tom Richmond	193	22	6397	33	12.0	269	705	293	783	24	5	4	8	2	1
Jason D. Stubbs	176	39	5295	30	19.5	219	586	258	704	26	4	--	10	--	--
Tom McLeod	bk184	31	1071	6	2.0	210	537	241	630	4	2	--	2	--	--
Scott A. Bauer	189	26	6262	33	25.0	237	662	267	752	21	12	--	8	3	--
Ryan E. Walton	200	15	6603	33	25.0	255	701	274	761	15	16	2	6	4	1
Todd M. Mathews	bk205	10	1284	6	6.0	254	715	264	745	2	3	1	1	--	1
Chuck M. Brisbin	207	8	7463	36	25.5	275	700	285	760	16	17	3	3	8	1

6 - Sorensen Group

Name	Avg	HDCP	Pins	Gms	Points Won	High Game	High Sers	HDCP Game	HDCP Sers	0's	200's	250's	0's	600's	700's
Doug Giles	176	39	6347	36	21.0	246	591	295	738	30	6	--	12	--	--
Chris R. Lytle	176	39	4241	24	17.5	216	610	258	730	20	4	--	7	1	--
Logan J. Albright	184	31	3865	21	14.5	231	607	274	736	15	6	--	6	1	--
Jeff A. Fruhling	191	24	6889	36	26.0	258	681	294	771	24	10	2	8	4	--
Josh K. Krolikowski	188	27	6217	33	16.0	257	665	281	737	24	8	1	9	2	--
Jeremy J. Dalland	224	0	6062	27	23.0	289	726	225	616	5	19	3	--	7	2

7 - Peerless Machine

Name	Avg	HDCP	Pins	Gms	Points Won	High Game	High Sers	HDCP Game	HDCP Sers	0's	200's	250's	0's	600's	700's
Jacob M. Rodriguez	102	113	924	9	5.0	146	334	256	664	9	--	--	3	--	--
Brooks D. Paul	117	98	4215	36	18.5	170	428	267	728	36	--	--	12	--	--
John W. Paul	117	98	3876	33	24.0	162	396	263	695	33	--	--	11	--	--
Nate Grabenstein	110	105	332	3		119	332	224	647	3	--	--	1	--	--
Alex J. Peden	146	69	5274	36	26.0	188	486	258	696	36	--	--	12	--	--
Jake W. Peden	153	62	4590	30	25.0	205	507	286	747	29	1	--	10	--	--
Cory D. Waddell	193	22	5792	30	30.0	236	655	270	757	18	12	--	6	4	--

8 - West

Name	Avg	HDCP	Pins	Gms	Points Won	High Game	High Sers	HDCP Game	HDCP Sers	0's	200's	250's	0's	600's	700's
Bob Stevens	155	60	5607	36	22.0	214	520	275	703	35	1	--	12	--	--
Johnny L. Nikkila	169	46	5580	33	24.5	233	604	284	787	28	5	--	10	1	--
Ivan D. Stones	166	49	6000	36	22.0	224	570	275	723	34	2	--	12	--	--
Jerry Schmitz	177	38	1601	9	5.0	203	565	231	649	6	3	--	3	--	--
Gary D. Hatcher	175	40	5266	30	15.0	224	588	267	716	24	6	--	10	--	--
Gordon E. Thiessen	bk213	2	1355	6	4.0	279	738	281	744	1	4	1	--	1	1
Justin R. Swanek	210	5	6316	30	22.0	268	692	274	719	11	17	2	1	9	--

9 - AB Service & Repair

Name	Avg	HDCP	Pins	Gms	Points	High	High	HDCP	HDCP	0's	200's	250's	0's	600's	700's
					Won	Game	Sers	Game	Sers						
Eric R. Bedke	206	9	618	3	4.0	227	618	236	645	1	2	--	--	1	--
Tom Soderholm	bk188	27	1147	6	4.0	211	584	238	665	4	2	--	2	--	--
Sean A. McBride	141	74	5094	36	24.0	178	463	247	679	36	--	--	12	--	--
Dan Schmidt	203	12	3059	15	10.5	235	647	244	674	5	10	--	1	4	--
Cody D. Bristow	161	54	5324	33	24.0	213	578	287	763	25	8	--	11	--	--
Mike Brown	187	28	5616	30	26.0	242	615	270	718	22	8	--	7	3	--
Kurt L. Schmidt	194	21	5830	30	18.0	247	641	272	745	17	13	--	6	4	--

10 - Wii Bowling World Champs

Name	Avg	HDCP	Pins	Gms	Points	High	High	HDCP	HDCP	0's	200's	250's	0's	600's	700's
					Won	Game	Sers	Game	Sers						
Jacob D. Roth	98	117	2649	27	22.0	143	338	267	727	27	--	--	9	--	--
Matt W. Morrow	bk182	33	1039	6	6.0	187	553	220	652	6	--	--	2	--	--
Brandon J. Clement	142	73	4283	30	26.0	209	511	285	739	29	1	--	10	--	--
Scott A. Feddersen	157	58	2360	15	12.0	192	516	255	705	15	--	--	5	--	--
Javan D. Clement	170	45	5628	33	34.0	234	600	299	795	23	10	--	10	1	--
Anthony C. Eigenberg	203	12	7315	36	30.5	256	714	272	750	13	22	1	7	4	1
Jason S. Feddersen	225	0	7456	33	25.0	290	728	302	764	5	21	7	--	7	4

11 - Cornhusker Ag/Rising Ag

Name	Avg	HDCP	Pins	Gms	Points	High	High	HDCP	HDCP	0's	200's	250's	0's	600's	700's
					Won	Game	Sers	Game	Sers						
Blake R. Bogus	132	83	3184	24	16.0	172	465	262	729	24	--	--	8	--	--
Doug Samuelson	136	79	3691	27	18.0	192	485	274	741	27	--	--	9	--	--
Brent E. Hollis	141	74	425	3	3.0	157	425	231	647	3	--	--	1	--	--
Danny Jeffryes	171	44	3093	18	11.0	205	573	256	726	17	1	--	6	--	--
Hewitt P. Moyer	169	46	4057	24	12.5	213	562	250	709	21	3	--	8	--	--
Jared J. Samuelson	210	5	7589	36	17.0	269	684	282	710	13	20	3	4	8	--
Carter R. Hollis	203	12	6717	33	17.5	267	649	280	686	14	16	3	1	10	--

12 - Common Cents Bookkeeping

Name	Avg	HDCP	Pins	Gms	Points	High	High	HDCP	HDCP	0's	200's	250's	0's	600's	700's
					Won	Game	Sers	Game	Sers						
Justin M. Hodges	167	48	6044	36	21.5	256	608	310	770	32	3	1	11	1	--
Shawn E. Mizner	178	37	5344	30	13.0	229	595	266	724	22	8	--	10	--	--
Tyler L. Mizner	183	32	6058	33	25.0	233	587	267	689	25	8	--	11	--	--
Austin M. Longmore	190	25	6293	33	24.5	244	666	281	768	19	14	--	7	4	--
Michael G. Marcellus	194	21	6992	36	24.0	251	667	275	742	21	14	1	6	6	--

13 - Auto Central

Name	Avg	HDCP	Pins	Gms	Points	High	High	HDCP	HDCP	0's	200's	250's	0's	600's	700's
					Won	Game	Sers	Game	Sers						
Bob Cherry	109	106	3941	36	31.0	162	417	271	744	36	--	--	12	--	--
Bob J. Hunt	136	79	4104	30	17.0	215	506	297	752	29	1	--	10	--	--
Chris C. Hunt	171	44	1028	6	3.0	212	528	251	645	4	2	--	2	--	--
Mark A. Woodside	145	70	3922	27	19.0	189	498	261	714	27	--	--	9	--	--
Chris L. Stapleton	161	54	5826	36	17.0	224	557	278	731	33	3	--	12	--	--
Kevin L. Moriarty	173	42	6258	36	16.0	215	621	260	753	26	10	--	11	1	--
John L. Krotz	bk176	39	571	3	2.0	236	571	275	688	2	1	--	1	--	--

14 - Jack Lederman Co.

Name	Avg	HDCP	Pins	Gms	Points	High	High	HDCP	HDCP	0's	200's	250's	0's	600's	700's
					Won	Game	Sers	Game	Sers						
Ron J. Studnicka	155	60	5117	33	20.0	201	530	266	716	31	2	--	11	--	--
Trevor D. Hibberd	174	41	5238	30	22.5	264	567	317	726	24	5	1	10	--	--
Eric R. Zikmund	192	23	3470	18	8.0	255	659	282	740	9	8	1	4	2	--
Leroy H. Hoss	146	69	5288	36	22.0	193	486	258	696	36	--	--	12	--	--
David D. Hibberd	185	30	5007	27	15.0	247	642	281	744	17	10	--	7	2	--
Jarod D. Zikmund	210	5	6319	30	21.5	279	695	293	737	10	16	4	2	8	--

**Temporary Substitutes**

Name	Avg	HDCP	Pins	Gms	Points Won	High Game	High Sers	HDCP Game	HDCP Sers	0's	200's	250's	0's	600's	700's
Tim Adkins	bk167	48	1146	6	6.0	214	583	262	727	5	1	--	2	--	--
Keith A. Albright	205	10	615	3	2.0	227	615	237	645	1	2	--	--	1	--
Chris P. Drew	111	104	334	3	1.5	129	334	233	646	3	--	--	1	--	--
Micah J. Hadley	183	32	550	3		213	550	245	646	2	1	--	1	--	--
Carson M. Hemmer	137	78	824	6	3.0	169	417	245	645	6	--	--	2	--	--
Doug Houtz	168	47	1517	9	7.0	201	561	247	699	8	1	--	3	--	--
Dave Jamrog	bk148	67	494	3	3.0	193	494	260	695	3	--	--	1	--	--
Ethan M. Mizner	163	52	1470	9	4.0	237	497	291	659	8	1	--	3	--	--
Greg A. Pettit	bk199	16	1225	6	3.0	226	628	242	676	2	4	--	1	1	--
Richard M. Serr	bk161	54	524	3	4.0	195	524	249	686	3	--	--	1	--	--
Devon L. Smith	bk184	31	1111	6	1.5	212	569	243	662	5	1	--	2	--	--
Bob G. Vogt	bk164	51	552	3	3.0	201	552	252	705	2	1	--	1	--	--
Mark A. Yonkers	bk201	14	538	3	1.0	190	538	204	580	3	--	--	1	--	--

**High Individual Match Points**

34 Javan Clement	31 Bob Cherry	30.5 Anthony Eigenberg	30 Cory Waddell
29.5 Lane Riffey	28 Brandon Conyers	27 Bill Kirkland	26 Alex Peden
26 Mike Brown	26 Jeff Fruhling	26 Brandon Clement	25.5 Chuck Brisbin
25 Tyler Mizner	25 Scott Bauer	25 Ryan Walton	25 Jake Peden

**Individual High Averages**

225.94 Jason Feddersen	224.52 Jeremy Dalland	210.81 Jared Samuelson	210.63 Jarod Zikmund
210.53 Justin Swanek	207.31 Chuck Brisbin	203.55 Carter Hollis	203.19 Anthony Eigenberg
200.09 Ryan Walton	194.33 Kurt Schmidt	194.22 Michael Marcellus	193.85 Tom Richmond
193.07 Cory Waddell	191.36 Jeff Fruhling	190.70 Austin Longmore	189.76 Scott Bauer
188.39 Josh Krolikowski	187.20 Mike Brown	185.44 David Hibberd	184.30 Kevin Wise

**Most Improved Average**

157 to 170.55 = +13.55	Javan Clement	153 to 161.33 = +8.33	Cody Bristow
183 to 189.76 = +6.76	Scott Bauer	201 to 207.31 = +6.31	Chuck Brisbin
163 to 169.09 = +6.09	Johnny Nikkila	149 to 155.06 = +6.06	Ron Studnicka
131 to 136.80 = +5.80	Bob Hunt	189 to 193.85 = +4.85	Tom Richmond
177 to 181.67 = +4.67	Brandon Conyers	179 to 183.61 = +4.61	Masato Sugita

**Most Un-Improved Averages**

176 to 170.37 = -5.63	Cruz Evans	208 to 203.19 = -4.81	Anthony Eigenberg
229 to 224.52 = -4.48	Jeremy Dalland	180 to 176.50 = -3.50	Jason Stubbs
165 to 161.72 = -3.28	Craig Schutt	229 to 225.94 = -3.06	Jason Feddersen
181 to 178.13 = -2.87	Shawn Mizner	179 to 176.31 = -2.69	Doug Giles
197 to 194.33 = -2.67	Kurt Schmidt	213 to 210.63 = -2.37	Jarod Zikmund

# Classic 2024-25

## Big Apple Fun Center

### Reprint of Scores -- Week 12

#### Lane 1 1 - Draw Team-Wii Bowling World Champions

Name	Old Avg	Old HDCP	-1-	-2-	-3-	Total	HDCP Total
			81	68	101	250	598
			143	159	209	511	739
			200	212	182	594	738
			214	144	148	506	533
			269	244	140	653	653
			====	====	====	====	====
Scratch Total			907	827	780	2514	2514
Handicap			249	249	249		747
Total			1156	1076	1029	2514	3261

#### Lane 2 4 - Little Mexico Restaurant Week 12 11/25/2024

Name	Old Avg	Old HDCP	-1-	-2-	-3-	Total	HDCP Total
Nathan Banks	173	42	161	213	147	521	647
Quintn S. Holliday	139	76	143	136	107	386	614
Cruz A. Evans	174	41	120	153	135	408	531
Scott A. Asay	128	87	151	122	139	412	673
Craig A. Schutt	160	55	157	187	174	518	683
			====	====	====	====	====
Scratch Total			732	811	702	2245	2245
Handicap			301	301	301		903
Total			1033	1112	1003	2245	3148
Team Points Won			0.0	5.0	0.0	5.0	5.0
Match Points Won			2.5	2.0	2.0	9.5	9.5
Total Points Won			2.5	7.0	2.0	14.5	14.5

#### Lane 3 9 - AB Service & Repair Week 12 11/25/2024

Name	Old Avg	Old HDCP	-1-	-2-	-3-	Total	HDCP Total
Sean A. McBride	141	74	145	147	128	420	642
Cody D. Bristow	158	57	200	213	165	578	749
Tim Adkins	bk167	48	193	176	214	583	727
Kurt L. Schmidt	196	19	215	177	140	532	589
Mike Brown	189	26	175	169	159	503	581
			====	====	====	====	====
Scratch Total			928	882	806	2616	2616
Handicap			224	224	224		672
Total			1152	1106	1030	2616	3288
Team Points Won			5.0	5.0	0.0	10.0	10.0
Match Points Won			3.0	4.0	2.0	12.0	12.0
Total Points Won			8.0	9.0	2.0	22.0	22.0

#### Lane 4 14 - Jack Lederman Co. Week 12 11/25/2024

Name	Old Avg	Old HDCP	-1-	-2-	-3-	Total	HDCP Total
Ron J. Studnicka	155	60	169	155	132	456	636
Eric R. Zikmund	188	27	208	214	226	648	729
Leroy H. Hoss	145	70	176	147	163	486	696
David D. Hibberd	186	29	161	166	200	527	614
Jarod D. Zikmund	210	5	174	214	235	623	638
			====	====	====	====	====
Scratch Total			888	896	956	2740	2740
Handicap			191	191	191		573
Total			1079	1087	1147	2740	3313
Team Points Won			0.0	0.0	5.0	10.0	10.0
Match Points Won			2.0	1.0	3.0	8.0	8.0
Total Points Won			2.0	1.0	8.0	18.0	18.0

#### Lane 5 11 - Cornhusker Ag/Rising Ag Week 12 11/25/2024

Name	Old Avg	Old HDCP	-1-	-2-	-3-	Total	HDCP Total
Doug Samuelson	133	82	192	140	153	485	731
Bob G. Vogt	bk164	51	161	190	201	552	705
Hewitt P. Moyer	171	44	171	121	171	463	595
Jared J. Samuelson	212	3	160	213	193	566	575
Carter R. Hollis	203	12	213	168	223	604	640
			====	====	====	====	====
Scratch Total			897	832	941	2670	2670
Handicap			192	192	192		576
Total			1089	1024	1133	2670	3246
Team Points Won			0.0	0.0	5.0	5.0	5.0
Match Points Won			2.0	2.0	4.0	9.0	9.0
Total Points Won			2.0	2.0	9.0	14.0	14.0

#### Lane 6 5 - Super Cool Unnamed Team Week 12 11/25/2024

Name	Old Avg	Old HDCP	-1-	-2-	-3-	Total	HDCP Total
Tom Richmond	189	26	245	256	204	705	783
Scott A. Bauer	190	25	197	185	177	559	634
Ryan E. Walton	199	16	203	205	216	624	672
Todd M. Mathews	bk205	10	236	172	161	569	599
Chuck M. Brisbin	207	8	204	238	182	624	648
			====	====	====	====	====
Scratch Total			1085	1056	940	3081	3081
Handicap			85	85	85		255
Total			1170	1141	1025	3081	3336
Team Points Won			5.0	5.0	0.0	15.0	15.0
Match Points Won			3.0	3.0	1.0	11.0	11.0
Total Points Won			8.0	8.0	1.0	26.0	26.0

Lane 7 8 - West Week 12 11/25/2024

Name	Old Avg	Old HDCP	-1-	-2-	-3-	Total	HDCP Total
Bob Stevens	154	61	140	166	214	520	703
Johnny L. Nikkila	166	49	204	216	168	588	735
Ivan D. Stones	165	50	180	193	174	547	697
Gary D. Hatcher	174	41	165	212	168	545	668
Justin R. Swanek	210	5	236	185	202	623	638
			====	====	====	====	====
Scratch Total			925	972	926	2823	2823
Handicap			206	206	206		618
Total			1131	1178	1132	2823	3441
Team Points Won			5.0	5.0	5.0	20.0	20.0
Match Points Won			3.0	4.0	3.0	13.0	13.0
Total Points Won			8.0	9.0	8.0	33.0	33.0

Lane 8 12 - Common Cents Bookkeeping Week 12 11/25/2024

Name	Old Avg	Old HDCP	-1-	-2-	-3-	Total	HDCP Total
Justin M. Hodges	167	48	188	130	190	508	652
Micah J. Hadley	183	32	182	213	155	550	646
Tyler L. Mizner	183	32	150	191	202	543	639
Austin M. Longmore	187	28	234	220	212	666	750
Michael G. Marcellus	192	23	205	251	169	625	694
			====	====	====	====	====
Scratch Total			959	1005	928	2892	2892
Handicap			163	163	163		489
Total			1122	1168	1091	2892	3381
Team Points Won			0.0	0.0	0.0	0.0	0.0
Match Points Won			2.0	1.0	2.0	7.0	7.0
Total Points Won			2.0	1.0	2.0	7.0	7.0

Lane 9 7 - Peerless Machine Week 12 11/25/2024

Name	Old Avg	Old HDCP	-1-	-2-	-3-	Total	HDCP Total
Brooks D. Paul	117	98	134	101	106	341	635
John W. Paul	116	99	159	118	119	396	693
Alex J. Peden	146	69	109	177	153	439	646
Jake W. Peden	151	64	205	176	126	507	699
Cory D. Waddell	192	23	211	172	225	608	677
			====	====	====	====	====
Scratch Total			818	744	729	2291	2291
Handicap			353	353	353		1059
Total			1171	1097	1082	2291	3350
Team Points Won			5.0	0.0	0.0	5.0	5.0
Match Points Won			4.0	1.0	2.0	9.0	9.0
Total Points Won			9.0	1.0	2.0	14.0	14.0

Lane 10 13 - Auto Central Week 12 11/25/2024

Name	Old Avg	Old HDCP	-1-	-2-	-3-	Total	HDCP Total
Bob Cherry	109	106	107	117	100	324	642
Bob J. Hunt	133	82	148	215	143	506	752
Mark A. Woodside	146	69	146	123	149	418	625
Chris L. Stapleton	161	54	142	191	169	502	664
Kevin L. Moriarty	172	43	158	202	204	564	693
			====	====	====	====	====
Scratch Total			701	848	765	2314	2314
Handicap			354	354	354		1062
Total			1055	1202	1119	2314	3376
Team Points Won			0.0	5.0	5.0	15.0	15.0
Match Points Won			1.0	4.0	3.0	11.0	11.0
Total Points Won			1.0	9.0	8.0	26.0	26.0

Lane 11 2 - Kennedy Arborcare Week 12 11/25/2024

Name	Old Avg	Old HDCP	-1-	-2-	-3-	Total	HDCP Total
Andrew J. Kennedy	137	78	150	149	130	429	663
Mike McCollough	bk156	59	138	189	141	468	645
Masato M. Sugita	178	37	246	270	189	705	816
Brandon M. Conyers	181	34	197	169	183	549	651
Kevin L. Wise	186	29	140	192	162	494	581
			====	====	====	====	====
Scratch Total			871	969	805	2645	2645
Handicap			237	237	237		711
Total			1108	1206	1042	2645	3356
Team Points Won			0.0	5.0	5.0	15.0	15.0
Match Points Won			3.0	4.0	2.0	12.0	12.0
Total Points Won			3.0	9.0	7.0	27.0	27.0

Lane 12 10 - Wii Bowling World Champs Week 12 11/25/2024

Name	Old Avg	Old HDCP	-1-	-2-	-3-	Total	HDCP Total
Jacob D. Roth	99	116	81	68	101	250	598
Brandon J. Clement	139	76	143	159	209	511	739
Javan D. Clement	167	48	200	212	182	594	738
Anthony C. Eigenberg	206	9	214	144	148	506	533
Jason S. Feddersen	226	0	269	244	140	653	653
			====	====	====	====	====
Scratch Total			907	827	780	2514	2514
Handicap			249	249	249		747
Total			1156	1076	1029	2514	3261
Team Points Won			5.0	0.0	0.0	5.0	5.0
Match Points Won			2.0	1.0	3.0	8.0	8.0
Total Points Won			7.0	1.0	3.0	13.0	13.0

Classic 2024-25

Lane 13 6 - Sorensen Group Week 12 11/25/2024

Name	Old Avg	Old HDCP	-1-	-2-	-3-	Total	HDCP Total
Doug Giles	177	38	202	164	128	494	608
Logan J. Albright	bk184	31	150	190	213	553	646
Jeff A. Fruhling	189	26	248	194	187	629	707
Josh K. Krolikowski	190	25	180	146	180	506	581
Jeremy J. Dalland	226	0	225	199	192	616	616
			====	====	====	====	====
Scratch Total			1005	893	900	2798	2798
Handicap			120	120	120		360
Total			1125	1013	1020	2798	3158
Team Points Won			5.0	0.0	0.0	5.0	5.0
Match Points Won			3.0	2.0	2.0	8.0	8.0
Total Points Won			8.0	2.0	2.0	13.0	13.0

Lane 14 3 - Kirkland Siding Week 12 11/25/2024

Name	Old Avg	Old HDCP	-1-	-2-	-3-	Total	HDCP Total
Bill Kirkland	157	58	152	189	207	548	722
Conan R. Gifford	148	67	a133	130	205	468	669
Larry L. Harrington	153	62	158	144	149	451	637
Bobby Turner Jr	169	46	161	180	136	477	615
Lane E. Riffey	172	43	177	166	174	517	646
			====	====	====	====	====
Scratch Total			781	809	871	2461	2461
Handicap			276	276	276		828
Total			1057	1085	1147	2461	3289
Team Points Won			0.0	5.0	5.0	15.0	15.0
Match Points Won			2.0	3.0	3.0	12.0	12.0
Total Points Won			2.0	8.0	8.0	27.0	27.0



# Classic 2024-25

## Big Apple Fun Center

Note: This report includes information through November 25 which is Week 12 of 32

### Match Points Won (This Week) -- Week 12

#### Lane 1 1 - Draw Team-Wii Bowling World Champions

Name	Last Wk Won	Last Wk Lost	HDCP -1-	HDCP -2-	HDCP -3-	HDCP Total
			197	184	<b>217</b>	598
			<b>219</b>	235	<b>285</b>	<b>739</b>
			248	260	<b>230</b>	738
			223	153	157	533
			<b>269</b>	<b>244</b>	140	<b>653</b>
=====						
Scratch Total			<b>907</b>	827	780	2514
Handicap			249	249	249	747
Total			<b>1156</b>	1076	1029	3261

#### Lane 2 4 - Little Mexico Restaurant Week 12 11/25/2024

Name	Last Wk Won	Last Wk Lost	HDCP -1-	HDCP -2-	HDCP -3-	HDCP Total
Nathan Banks	3.0	1.0	<b>203</b>	<b>255</b>	189	<b>647</b>
Quintn S. Holliday	0.5	3.5	<b>219</b>	212	183	614
Cruz A. Evans		4.0	161	194	176	531
Scott A. Asay	4.0		<b>238</b>	<b>209</b>	<b>226</b>	<b>673</b>
Craig A. Schutt	2.0	2.0	212	242	<b>229</b>	<b>683</b>
=====						
Scratch Total			732	811	702	2245
Handicap			301	301	301	903
Total			1033	1112	1003	3148
Team Points Won			0.0	5.0	0.0	5.0
Match Points Won			2.5	2.0	2.0	9.5
Total Points Won			2.5	7.0	2.0	14.5

#### Lane 3 9 - AB Service & Repair Week 12 11/25/2024

Name	Last Wk Won	Last Wk Lost	HDCP -1-	HDCP -2-	HDCP -3-	HDCP Total
Sean A. McBride	3.0	1.0	219	<b>221</b>	<b>202</b>	<b>642</b>
Cody D. Bristow	3.0	1.0	<b>257</b>	<b>270</b>	222	<b>749</b>
Tim Adkins	3.0	1.0	241	<b>224</b>	<b>262</b>	<b>727</b>
Kurt L. Schmidt	2.0	2.0	<b>234</b>	<b>196</b>	159	589
Mike Brown	1.0	3.0	<b>201</b>	195	185	581
=====						
Scratch Total			<b>928</b>	882	806	2616
Handicap			224	224	224	672
Total			<b>1152</b>	<b>1106</b>	1030	3288
Team Points Won			5.0	5.0	0.0	10.0
Match Points Won			3.0	4.0	2.0	12.0
Total Points Won			8.0	9.0	2.0	22.0

#### Lane 4 14 - Jack Lederman Co. Week 12 11/25/2024

Name	Last Wk Won	Last Wk Lost	HDCP -1-	HDCP -2-	HDCP -3-	HDCP Total
Ron J. Studnicka	1.0	3.0	<b>229</b>	215	192	636
Eric R. Zikmund	1.0	3.0	235	241	<b>253</b>	729
Leroy H. Hoss	1.0	3.0	<b>246</b>	217	233	696
David D. Hibberd	2.0	2.0	190	195	<b>229</b>	<b>614</b>
Jarod D. Zikmund	3.0	1.0	179	<b>219</b>	<b>240</b>	<b>638</b>
=====						
Scratch Total			888	<b>896</b>	<b>956</b>	<b>2740</b>
Handicap			191	191	191	573
Total			1079	1087	<b>1147</b>	<b>3313</b>
Team Points Won			0.0	0.0	5.0	10.0
Match Points Won			2.0	1.0	3.0	8.0
Total Points Won			2.0	1.0	8.0	18.0

#### Lane 5 11 - Cornhusker Ag/Rising Ag Week 12 11/25/2024

Name	Last Wk Won	Last Wk Lost	HDCP -1-	HDCP -2-	HDCP -3-	HDCP Total
Doug Samuelson	2.0	2.0	<b>274</b>	222	<b>235</b>	731
Bob G. Vogt	3.0	1.0	212	<b>241</b>	<b>252</b>	<b>705</b>
Hewitt P. Moyer		4.0	215	165	215	595
Jared J. Samuelson	2.0	2.0	163	<b>216</b>	<b>196</b>	575
Carter R. Hollis	2.0	2.0	<b>225</b>	180	<b>235</b>	640
=====						
Scratch Total			897	832	<b>941</b>	2670
Handicap			192	192	192	576
Total			1089	1024	<b>1133</b>	3246
Team Points Won			0.0	0.0	5.0	5.0
Match Points Won			2.0	2.0	4.0	9.0
Total Points Won			2.0	2.0	9.0	14.0

#### Lane 6 5 - Super Cool Unnamed Team Week 12 11/25/2024

Name	Last Wk Won	Last Wk Lost	HDCP -1-	HDCP -2-	HDCP -3-	HDCP Total
Tom Richmond	2.0	2.0	271	<b>282</b>	230	<b>783</b>
Scott A. Bauer	1.0	3.0	<b>222</b>	210	202	634
Ryan E. Walton	4.0		<b>219</b>	<b>221</b>	<b>232</b>	<b>672</b>
Todd M. Mathews	2.0	2.0	<b>246</b>	182	171	<b>599</b>
Chuck M. Brisbin	2.0	2.0	212	<b>246</b>	190	<b>648</b>
=====						
Scratch Total			<b>1085</b>	<b>1056</b>	940	<b>3081</b>
Handicap			85	85	85	255
Total			<b>1170</b>	<b>1141</b>	1025	<b>3336</b>
Team Points Won			5.0	5.0	0.0	15.0
Match Points Won			3.0	3.0	1.0	11.0
Total Points Won			8.0	8.0	1.0	26.0

Note: This report includes information through November 25 which is Week 12 of 32

**Lane 7 8 - West** Week 12 11/25/2024

Name	Last Wk Won	Last Wk Lost	HDCP -1-	HDCP -2-	HDCP -3-	HDCP Total
Bob Stevens	3.0	1.0	201	227	275	703
Johnny L. Nikkila	4.0		253	265	217	735
Ivan D. Stones	3.0	1.0	230	243	224	697
Gary D. Hatcher	1.0	3.0	206	253	209	668
Justin R. Swanek	2.0	2.0	241	190	207	638
=====						
Scratch Total			925	972	926	2823
Handicap			206	206	206	618
Total			1131	1178	1132	3441
Team Points Won			5.0	5.0	5.0	20.0
Match Points Won			3.0	4.0	3.0	13.0
Total Points Won			8.0	9.0	8.0	33.0

**Lane 9 7 - Peerless Machine** Week 12 11/25/2024

Name	Last Wk Won	Last Wk Lost	HDCP -1-	HDCP -2-	HDCP -3-	HDCP Total
Brooks D. Paul	1.0	3.0	232	199	204	635
John W. Paul	1.0	3.0	258	217	218	693
Alex J. Peden	3.0	1.0	178	246	222	646
Jake W. Peden	2.0	2.0	269	240	190	699
Cory D. Waddell	2.0	2.0	234	195	248	677
=====						
Scratch Total			818	744	729	2291
Handicap			353	353	353	1059
Total			1171	1097	1082	3350
Team Points Won			5.0	0.0	0.0	5.0
Match Points Won			4.0	1.0	2.0	9.0
Total Points Won			9.0	1.0	2.0	14.0

**Lane 11 2 - Kennedy Arborcare** Week 12 11/25/2024

Name	Last Wk Won	Last Wk Lost	HDCP -1-	HDCP -2-	HDCP -3-	HDCP Total
Andrew J. Kennedy	3.0	1.0	228	227	208	663
Mike McCollough	1.0	3.0	197	248	200	645
Masato M. Sugita	3.0	1.0	283	307	226	816
Brandon M. Conyers	4.0		231	203	217	651
Kevin L. Wise	1.0	3.0	169	221	191	581
=====						
Scratch Total			871	969	805	2645
Handicap			237	237	237	711
Total			1108	1206	1042	3356
Team Points Won			0.0	5.0	5.0	15.0
Match Points Won			3.0	4.0	2.0	12.0
Total Points Won			3.0	9.0	7.0	27.0

**Lane 13 6 - Sorensen Group** Week 12 11/25/2024

Name	Last Wk Won	Last Wk Lost	HDCP -1-	HDCP -2-	HDCP -3-	HDCP Total
Doug Giles	1.0	3.0	240	202	166	608
Logan J. Albright	1.0	3.0	181	221	244	646
Jeff A. Fruhling	4.0		274	220	213	707
Josh K. Krolikowski	1.0	3.0	205	171	205	581
Jeremy J. Dalland	1.0	3.0	225	199	192	616
=====						
Scratch Total			1005	893	900	2798
Handicap			120	120	120	360
Total			1125	1013	1020	3158
Team Points Won			5.0	0.0	0.0	5.0
Match Points Won			3.0	2.0	2.0	8.0
Total Points Won			8.0	2.0	2.0	13.0

**Lane 8 12 - Common Cents Bookkeeping** Week 12 11/25/2024

Name	Last Wk Won	Last Wk Lost	HDCP -1-	HDCP -2-	HDCP -3-	HDCP Total
Justin M. Hodges	1.0	3.0	236	178	238	652
Micah J. Hadley		4.0	214	245	187	646
Tyler L. Mizner	1.0	3.0	182	223	234	639
Austin M. Longmore	3.0	1.0	262	248	240	750
Michael G. Marcellus	2.0	2.0	228	274	192	694
=====						
Scratch Total			959	1005	928	2892
Handicap			163	163	163	489
Total			1122	1168	1091	3381
Team Points Won			0.0	0.0	0.0	0.0
Match Points Won			2.0	1.0	2.0	7.0
Total Points Won			2.0	1.0	2.0	7.0

**Lane 10 13 - Auto Central** Week 12 11/25/2024

Name	Last Wk Won	Last Wk Lost	HDCP -1-	HDCP -2-	HDCP -3-	HDCP Total
Bob Cherry	3.0	1.0	213	223	206	642
Bob J. Hunt	3.0	1.0	230	297	225	752
Mark A. Woodside	1.0	3.0	215	192	218	625
Chris L. Stapleton	2.0	2.0	196	245	223	664
Kevin L. Moriarty	2.0	2.0	201	245	247	693
=====						
Scratch Total			701	848	765	2314
Handicap			354	354	354	1062
Total			1055	1202	1119	3376
Team Points Won			0.0	5.0	5.0	15.0
Match Points Won			1.0	4.0	3.0	11.0
Total Points Won			1.0	9.0	8.0	26.0

**Lane 12 10 - Wii Bowling World Champs** Week 12 11/25/2024

Name	Last Wk Won	Last Wk Lost	HDCP -1-	HDCP -2-	HDCP -3-	HDCP Total
Jacob D. Roth	1.0	3.0	197	184	217	598
Brandon J. Clement	3.0	1.0	219	235	285	739
Javan D. Clement	1.0	3.0	248	260	230	738
Anthony C. Eigenberg		4.0	223	153	157	533
Jason S. Feddersen	3.0	1.0	269	244	140	653
=====						
Scratch Total			907	827	780	2514
Handicap			249	249	249	747
Total			1156	1076	1029	3261
Team Points Won			5.0	0.0	0.0	5.0
Match Points Won			2.0	1.0	3.0	8.0
Total Points Won			7.0	1.0	3.0	13.0

**Lane 14 3 - Kirkland Siding** Week 12 11/25/2024

Name	Last Wk Won	Last Wk Lost	HDCP -1-	HDCP -2-	HDCP -3-	HDCP Total
Bill Kirkland	3.0	1.0	210	247	265	722
Conan R. Gifford	3.0	1.0	a200	197	272	669
Larry L. Harrington		4.0	220	206	211	637
Bobby Turner Jr	3.0	1.0	207	226	182	615
Lane E. Riffey	3.0	1.0	220	209	217	646
=====						
Scratch Total			781	809	871	2461
Handicap			276	276	276	828
Total			1057	1085	1147	3289
Team Points Won			0.0	5.0	5.0	15.0
Match Points Won			2.0	3.0	3.0	12.0
Total Points Won			2.0	8.0	8.0	27.0

# Classic 2024-25

## Big Apple Fun Center

\* Bowlers listed must have a minimum of 1 games.

### Match Points Won (Total for Year)

Name	Points	Points	%Won	Avg	Gms	Name	Points	Points	%Won	Avg	Gms
	Won	Lost					Won	Lost			
Javan D. Clement	34.0	10.0	77.27%	170	33	Carter R. Hollis	17.5	26.5	39.77%	203	33
Bob Cherry	31.0	17.0	64.58%	109	36	Chris L. Stapleton	17.0	31.0	35.42%	161	36
Anthony C. Eigenberg	30.5	17.5	63.54%	203	36	Bob J. Hunt	17.0	23.0	42.50%	136	30
Cory D. Waddell	30.0	10.0	75.00%	193	30	Craig A. Schutt	17.0	31.0	35.42%	161	36
Lane E. Riffey	29.5	18.5	61.46%	172	36	Jared J. Samuelson	17.0	31.0	35.42%	210	36
Brandon M. Conyers	28.0	20.0	58.33%	181	33	Josh K. Krolikowski	16.0	28.0	36.36%	188	33
Bill Kirkland	27.0	21.0	56.25%	159	36	Kevin L. Moriarty	16.0	32.0	33.33%	173	36
Alex J. Peden	26.0	22.0	54.17%	146	36	Blake R. Bogus	16.0	16.0	50.00%	132	24
Mike Brown	26.0	18.0	59.09%	187	30	Gary D. Hatcher	15.0	25.0	37.50%	175	30
Jeff A. Fruhling	26.0	22.0	54.17%	191	36	David D. Hibberd	15.0	21.0	41.67%	185	27
Brandon J. Clement	26.0	14.0	65.00%	142	30	Logan J. Albright	14.5	13.5	51.79%	184	21
Chuck M. Brisbin	25.5	22.5	53.13%	207	36	Trevor A. Roberts	14.0	14.0	50.00%	164	21
Tyler L. Mizner	25.0	19.0	56.82%	183	33	Matthew J. Doerr	14.0	18.0	43.75%	130	24
Scott A. Bauer	25.0	19.0	56.82%	189	33	Shawn E. Mizner	13.0	27.0	32.50%	178	30
Ryan E. Walton	25.0	19.0	56.82%	200	33	Nolan P. Parr	12.5	11.5	52.08%	127	18
Jake W. Peden	25.0	15.0	62.50%	153	30	Hewitt P. Moyer	12.5	19.5	39.06%	169	24
Jason S. Feddersen	25.0	19.0	56.82%	225	33	Tom Richmond	12.0	32.0	27.27%	193	33
Austin M. Longmore	24.5	19.5	55.68%	190	33	Scott A. Feddersen	12.0	8.0	60.00%	157	15
Johnny L. Nikkila	24.5	19.5	55.68%	169	33	Mike McCollough	11.0	13.0	45.83%	156	18
Michael G. Marcellus	24.0	24.0	50.00%	194	36	Danny Jeffryes	11.0	13.0	45.83%	171	18
John W. Paul	24.0	20.0	54.55%	117	33	Dan Schmidt	10.5	17.5	37.50%	203	15
Sean A. McBride	24.0	24.0	50.00%	141	36	Brad M. Olson	10.0	6.0	62.50%	201	12
Masato M. Sugita	24.0	24.0	50.00%	183	36	Eric R. Zikmund	8.0	16.0	33.33%	192	18
Cody D. Bristow	24.0	20.0	54.55%	161	33	Doug Houtz	7.0	5.0	58.33%	168	9
Jeremy J. Dalland	23.0	13.0	63.89%	224	27	Scott A. Asay	6.0	14.0	30.00%	130	15
Trevor D. Hibberd	22.5	17.5	56.25%	174	30	Tim Adkins	6.0	2.0	75.00%	bk167	6
Larry L. Harrington	22.0	26.0	45.83%	152	33	Matt W. Morrow	6.0	2.0	75.00%	bk182	6
Bob Stevens	22.0	26.0	45.83%	155	36	Todd M. Mathews	6.0	2.0	75.00%	bk205	6
Conan R. Gifford	22.0	22.0	50.00%	149	32	Jerry Schmitz	5.0	7.0	41.67%	177	9
Ivan D. Stones	22.0	26.0	45.83%	166	36	Jacob M. Rodriguez	5.0	7.0	41.67%	102	9
Justin R. Swanek	22.0	18.0	55.00%	210	30	Richard M. Serr	4.0		100.00%	bk161	3
Jacob D. Roth	22.0	14.0	61.11%	98	27	Gordon E. Thiessen	4.0	4.0	50.00%	bk213	6
Leroy H. Hoss	22.0	26.0	45.83%	146	36	Eric R. Bedke	4.0		100.00%	206	3
Justin M. Hodges	21.5	26.5	44.79%	167	36	Tom Soderholm	4.0	4.0	50.00%	bk188	6
Jarod D. Zikmund	21.5	18.5	53.75%	210	30	Ethan M. Mizner	4.0	8.0	33.33%	163	9
Doug Giles	21.0	27.0	43.75%	176	36	Bob G. Vogt	3.0	1.0	75.00%	bk164	3
Bobby Turner Jr	21.0	15.0	58.33%	168	27	Greg A. Pettit	3.0	5.0	37.50%	bk199	6
Andrew J. Kennedy	20.0	24.0	45.45%	137	30	Brent E. Hollis	3.0	1.0	75.00%	141	3
Ron J. Studnicka	20.0	24.0	45.45%	155	33	Chris C. Hunt	3.0	5.0	37.50%	171	6
Jason D. Stubbs	19.5	20.5	48.75%	176	30	Carson M. Hemmer	3.0	5.0	37.50%	137	6
Quintn S. Holliday	19.5	28.5	40.63%	138	36	Dave Jamrog	3.0	1.0	75.00%	bk148	3
Kevin L. Wise	19.0	25.0	43.18%	184	33	Tom McLeod	2.0	6.0	25.00%	bk184	6
Mark A. Woodside	19.0	21.0	47.50%	145	27	John L. Krotz	2.0	2.0	50.00%	bk176	3
Cruz A. Evans	19.0	21.0	47.50%	170	30	Keith A. Albright	2.0	2.0	50.00%	205	3
Brooks D. Paul	18.5	29.5	38.54%	117	36	Devon L. Smith	1.5	6.5	18.75%	bk184	6
Nathan Banks	18.0	14.0	56.25%	173	24	Chris P. Drew	1.5	2.5	37.50%	111	3
Kurt L. Schmidt	18.0	22.0	45.00%	194	30	Mark A. Yonkers	1.0	3.0	25.00%	bk201	3
Doug Samuelson	18.0	18.0	50.00%	136	27	Nate Grabenstein		4.0	0.00%	110	3
Chris R. Lytle	17.5	14.5	54.69%	176	24	Micah J. Hadley		4.0	0.00%	183	3

# Classic 2024-25

## Big Apple Fun Center

\* Bowlers listed must have a minimum of 1 games.

### Change in Average

Name	-----Old-----		Old					---Average Change---			Weekly Over Avg
	Pins	Games	Avg	-1-	-2-	-3-	Total	New	Old	---> +/-	Series Avg +/-
Tim Adkins	563	3	bk167	193	<b>176</b>	<b>214</b>	583	191.00	- 187.67	= 3.33	583 - 501=82
Keith A. Albright	615	3	205				0	205.00	- 205.00	= 0.00	
Logan J. Albright	3312	18	bk184	150	<b>190</b>	213	553	184.05	- 184.00	= 0.05	553 - 552=1
Scott A. Asay	1540	12	128	<b>151</b>	<b>122</b>	<b>139</b>	412	130.13	- 128.33	= 1.80	412 - 384=28
Nathan Banks	3648	21	173	<b>161</b>	<b>213</b>	147	521	173.71	- 173.71	= -0.01	521 - 519=2
Scott A. Bauer	5703	30	190	<b>197</b>	185	177	559	189.76	- 190.10	= -0.34	559 - 570=-11
Eric R. Bedke	618	3	206				0	206.00	- 206.00	= 0.00	
Blake R. Bogus	3184	24	132				0	132.67	- 132.67	= 0.00	
Chuck M. Brisbin	6839	33	207	204	<b>238</b>	182	624	207.31	- 207.24	= 0.06	624 - 621=3
Cody D. Bristow	4746	30	158	<b>200</b>	<b>213</b>	165	578	161.33	- 158.20	= 3.13	578 - 474=104
Mike Brown	5113	27	189	<b>175</b>	169	159	503	187.20	- 189.37	= -2.17	503 - 567=-64
Bob Cherry	3617	33	109	107	<b>117</b>	<b>100</b>	324	109.47	- 109.61	= -0.13	324 - 327=-3
Brandon J. Clement	3772	27	139	<b>143</b>	159	<b>209</b>	511	142.77	- 139.70	= 3.06	511 - 417=94
Javan D. Clement	5034	30	167	200	212	<b>182</b>	594	170.55	- 167.80	= 2.75	594 - 501=93
Brandon M. Conyers	5446	30	181	<b>197</b>	<b>169</b>	<b>183</b>	549	181.67	- 181.53	= 0.13	549 - 543=6
Jeremy J. Dalland	5446	24	226	<b>225</b>	199	192	616	224.52	- 226.92	= -2.40	616 - 678=-62
Matthew J. Doerr	3123	24	130				0	130.13	- 130.13	= 0.00	
Chris P. Drew	334	3	111				0	111.33	- 111.33	= 0.00	
Anthony C. Eigenberg	6809	33	206	214	144	148	506	203.19	- 206.33	= -3.14	506 - 618=-112
Cruz A. Evans	4703	27	174	120	153	135	408	170.37	- 174.19	= -3.82	408 - 522=-114
Jason S. Feddersen	6803	30	226	<b>269</b>	<b>244</b>	140	653	225.94	- 226.77	= -0.83	653 - 678=-25
Scott A. Feddersen	2360	15	bk157				0	157.33	- 157.33	= 0.00	
Jeff A. Fruhling	6260	33	189	<b>248</b>	<b>194</b>	<b>187</b>	629	191.36	- 189.70	= 1.66	629 - 567=62
Conan R. Gifford	4451	30	148	<b>a133</b>	130	<b>205</b>	468	149.56	- 148.37	= 1.20	
Doug Giles	5853	33	177	<b>202</b>	164	128	494	176.31	- 177.36	= -1.06	494 - 531=-37
Nate Grabenstein	332	3	110				0	110.67	- 110.67	= 0.00	
Micah J. Hadley	0	0	183	182	213	155	550	183.33	- 0.00	= 183.33	550 - 549=1
Larry L. Harrington	4590	30	153	158	144	149	451	152.76	- 153.00	= -0.24	451 - 459=-8
Gary D. Hatcher	4721	27	174	165	<b>212</b>	168	545	175.53	- 174.85	= 0.68	545 - 522=23
Carson M. Hemmer	824	6	137				0	137.33	- 137.33	= 0.00	
David D. Hibberd	4480	24	186	161	166	<b>200</b>	527	185.44	- 186.67	= -1.22	527 - 558=-31
Trevor D. Hibberd	5238	30	174				0	174.60	- 174.60	= 0.00	
Justin M. Hodges	5536	33	167	<b>188</b>	130	190	508	167.89	- 167.76	= 0.13	508 - 501=7
Quintn S. Holliday	4617	33	139	<b>143</b>	136	107	386	138.97	- 139.91	= -0.94	386 - 417=-31
Brent E. Hollis	425	3	141				0	141.67	- 141.67	= 0.00	
Carter R. Hollis	6113	30	203	<b>213</b>	168	<b>223</b>	604	203.55	- 203.77	= -0.22	604 - 609=-5
Leroy H. Hoss	4802	33	145	<b>176</b>	147	163	486	146.89	- 145.52	= 1.37	486 - 435=51

Classic 2024-25

Name	-----Old-----		Old					---Average Change---			Weekly Over Avg
	Pins	Games	Avg	-1-	-2-	-3-	Total	New	Old	----> +/-	Series Avg +/-
Doug Houtz	1517	9	bk168				0	168.56	- 168.56	= 0.00	
Bob J. Hunt	3598	27	133	148	<b>215</b>	<b>143</b>	506	136.80	- 133.26	= 3.54	506 - 399=107
Chris C. Hunt	1028	6	171				0	171.33	- 171.33	= 0.00	
Dave Jamrog	494	3	bk148				0	164.67	- 164.67	= 0.00	
Danny Jeffryes	3093	18	171				0	171.83	- 171.83	= 0.00	
Andrew J. Kennedy	3706	27	137	<b>150</b>	<b>149</b>	130	429	137.83	- 137.26	= 0.57	429 - 411=18
Bill Kirkland	5210	33	157	152	<b>189</b>	<b>207</b>	548	159.94	- 157.88	= 2.07	548 - 471=77
Josh K. Krolkowski	5711	30	190	180	146	<b>180</b>	506	188.39	- 190.37	= -1.97	506 - 570=-64
John L. Krotz	571	3	bk176				0	190.33	- 190.33	= 0.00	
Austin M. Longmore	5627	30	187	<b>234</b>	220	<b>212</b>	666	190.70	- 187.57	= 3.13	666 - 561=105
Chris R. Lytle	4241	24	176				0	176.71	- 176.71	= 0.00	
Michael G. Marcellus	6367	33	192	205	<b>251</b>	169	625	194.22	- 192.94	= 1.28	625 - 576=49
Todd M. Mathews	715	3	bk205	<b>236</b>	172	161	569	214.00	- 238.33	= -24.33	569 - 615=-46
Sean A. McBride	4674	33	141	145	<b>147</b>	<b>128</b>	420	141.50	- 141.64	= -0.14	420 - 423=-3
Mike McCollough	2347	15	bk156	138	<b>189</b>	141	468	156.39	- 156.47	= -0.08	468 - 468=0
Tom McLeod	1071	6	bk184				0	178.50	- 178.50	= 0.00	
Ethan M. Mizner	1470	9	163				0	163.33	- 163.33	= 0.00	
Shawn E. Mizner	5344	30	178				0	178.13	- 178.13	= 0.00	
Tyler L. Mizner	5515	30	183	150	191	<b>202</b>	543	183.58	- 183.83	= -0.26	543 - 549=-6
Kevin L. Moriarty	5694	33	172	158	<b>202</b>	204	564	173.83	- 172.55	= 1.29	564 - 516=48
Matt W. Morrow	1039	6	bk182				0	173.17	- 173.17	= 0.00	
Hewitt P. Moyer	3594	21	171	171	121	171	463	169.04	- 171.14	= -2.10	463 - 513=-50
Johnny L. Nikkila	4992	30	166	<b>204</b>	<b>216</b>	<b>168</b>	588	169.09	- 166.40	= 2.69	588 - 498=90
Brad M. Olson	2422	12	bk201				0	201.83	- 201.83	= 0.00	
Nolan P. Parr	2296	18	127				0	127.56	- 127.56	= 0.00	
Brooks D. Paul	3874	33	117	<b>134</b>	101	106	341	117.08	- 117.39	= -0.31	341 - 351=-10
John W. Paul	3480	30	116	<b>159</b>	118	119	396	117.45	- 116.00	= 1.45	396 - 348=48
Alex J. Peden	4835	33	146	109	<b>177</b>	<b>153</b>	439	146.50	- 146.52	= -0.02	439 - 438=1
Jake W. Peden	4083	27	151	<b>205</b>	176	126	507	153.00	- 151.22	= 1.78	507 - 453=54
Greg A. Pettit	1225	6	bk199				0	204.17	- 204.17	= 0.00	
Tom Richmond	5692	30	189	245	<b>256</b>	204	705	193.85	- 189.73	= 4.12	705 - 567=138
Lane E. Riffey	5701	33	172	177	<b>166</b>	<b>174</b>	517	172.72	- 172.76	= -0.04	517 - 516=1
Trevor A. Roberts	3456	21	164				0	164.57	- 164.57	= 0.00	
Jacob M. Rodriguez	924	9	102				0	102.67	- 102.67	= 0.00	
Jacob D. Roth	2399	24	99	81	68	<b>101</b>	250	98.11	- 99.96	= -1.85	250 - 297=-47
Doug Samuelson	3206	24	133	<b>192</b>	140	<b>153</b>	485	136.70	- 133.58	= 3.12	485 - 399=86
Jared J. Samuelson	7023	33	212	160	<b>213</b>	<b>193</b>	566	210.81	- 212.82	= -2.01	566 - 636=-70
Dan Schmidt	3059	15	203				0	203.93	- 203.93	= 0.00	
Kurt L. Schmidt	5298	27	196	<b>215</b>	<b>177</b>	140	532	194.33	- 196.22	= -1.89	532 - 588=-56
Jerry Schmitz	1601	9	bk177				0	177.89	- 177.89	= 0.00	
Craig A. Schutt	5304	33	160	157	187	<b>174</b>	518	161.72	- 160.73	= 0.99	518 - 480=38

Classic 2024-25

Name	-----Old-----		Old					---Average Change---			Weekly Over Avg
	Pins	Games	Avg	-1-	-2-	-3-	Total	New - Old	---> +/-	Series Avg +/-	
Richard M. Serr	524	3	bk161				0	174.67 - 174.67	= 0.00		
Devon L. Smith	1111	6	bk184				0	185.17 - 185.17	= 0.00		
Tom Soderholm	1147	6	bk188				0	191.17 - 191.17	= 0.00		
Chris L. Stapleton	5324	33	161	142	<b>191</b>	<b>169</b>	502	161.83 - 161.33	= 0.50	502 - 483=19	
Bob Stevens	5087	33	154	140	<b>166</b>	<b>214</b>	520	155.75 - 154.15	= 1.60	520 - 462=58	
Ivan D. Stones	5453	33	165	<b>180</b>	<b>193</b>	174	547	166.67 - 165.24	= 1.42	547 - 495=52	
Jason D. Stubbs	5295	30	176				0	176.50 - 176.50	= 0.00		
Ron J. Studnicka	4661	30	155	<b>169</b>	155	132	456	155.06 - 155.37	= -0.31	456 - 465=-9	
Masato M. Sugita	5905	33	178	<b>246</b>	<b>270</b>	189	705	183.61 - 178.94	= 4.67	705 - 534=171	
Justin R. Swanek	5693	27	210	<b>236</b>	185	<b>202</b>	623	210.53 - 210.85	= -0.32	623 - 630=-7	
Gordon E. Thiessen	1355	6	bk213				0	225.83 - 225.83	= 0.00		
Bobby Turner Jr	4064	24	169	<b>161</b>	<b>180</b>	136	477	168.19 - 169.33	= -1.15	477 - 507=-30	
Bob G. Vogt	0	0	bk164	161	<b>190</b>	<b>201</b>	552	184.00 - 0.00	= 184.00	552 - 492=60	
Cory D. Waddell	5184	27	192	<b>211</b>	172	<b>225</b>	608	193.07 - 192.00	= 1.07	608 - 576=32	
Ryan E. Walton	5979	30	199	<b>203</b>	<b>205</b>	<b>216</b>	624	200.09 - 199.30	= 0.79	624 - 597=27	
Kevin L. Wise	5588	30	186	140	192	<b>162</b>	494	184.30 - 186.27	= -1.96	494 - 558=-64	
Mark A. Woodside	3504	24	146	<b>146</b>	123	149	418	145.26 - 146.00	= -0.74	418 - 438=-20	
Mark A. Yonkers	538	3	bk201				0	179.33 - 179.33	= 0.00		
Eric R. Zikmund	2822	15	188	208	214	<b>226</b>	648	192.78 - 188.13	= 4.64	648 - 564=84	
Jarod D. Zikmund	5696	27	210	174	<b>214</b>	<b>235</b>	623	210.63 - 210.96	= -0.33	623 - 630=-7	

# Classic 2024-25

## Big Apple Fun Center

\* Bowlers listed must have a minimum of 1 games.

### High Average Listing

	<u>Name</u>	<u>True Average</u>	<u>Pins</u>	<u>Gms</u>	<u>To Raise Avg +1</u>	<u>To Drop Avg -1</u>
1	Jason S. Feddersen	225.94	7456	33	680	643
2	Gordon E. Thiessen	225.83	1355	6	679	669
3	Jeremy J. Dalland	224.52	6062	27	688	657
4	Todd M. Mathews	214.00	1284	6	651	641
5	Jared J. Samuelson	210.81	7589	36	640	600
6	Jarod D. Zikmund	210.63	6319	30	644	610
7	Justin R. Swanek	210.53	6316	30	647	613
8	Chuck M. Brisbin	207.31	7463	36	649	609
9	Eric R. Bedke	206.00	618	3	624	617
10	Keith A. Albright	205.00	615	3	621	614
11	Greg A. Pettit	204.17	1225	6	620	610
12	Dan Schmidt	203.93	3059	15	613	594
13	Carter R. Hollis	203.55	6717	33	627	590
14	Anthony C. Eigenberg	203.19	7315	36	641	601
15	Brad M. Olson	201.83	2422	12	608	592
16	Ryan E. Walton	200.09	6603	33	633	596
17	Kurt L. Schmidt	194.33	5830	30	605	571
18	Michael G. Marcellus	194.22	6992	36	613	573
19	Tom Richmond	193.85	6397	33	587	550
20	Cory D. Waddell	193.07	5792	30	610	576
21	Eric R. Zikmund	192.78	3470	18	583	561
22	Jeff A. Fruhling	191.36	6889	36	599	559
23	Tom Soderholm	191.17	1147	6	581	571
24	Tim Adkins	191.00	1146	6	582	572
25	Austin M. Longmore	190.70	6293	33	583	546
26	John L. Krotz	190.33	571	3	575	568
27	Scott A. Bauer	189.76	6262	33	578	541
28	Josh K. Krolikowski	188.39	6217	33	587	550
29	Mike Brown	187.20	5616	30	588	554
30	David D. Hibberd	185.44	5007	27	573	542
31	Devon L. Smith	185.17	1111	6	563	553
32	Kevin L. Wise	184.30	6082	33	578	541
33	Logan J. Albright	184.05	3865	21	575	550
34	Bob G. Vogt	184.00	552	3	558	551
35	Masato M. Sugita	183.61	6610	36	566	526
36	Tyler L. Mizner	183.58	6058	33	566	529
37	Micah J. Hadley	183.33	550	3	554	547
38	Brandon M. Conyers	181.67	5995	33	557	520
39	Mark A. Yonkers	179.33	538	3	542	535
40	Tom McLeod	178.50	1071	6	540	530
41	Shawn E. Mizner	178.13	5344	30	563	529
42	Jerry Schmitz	177.89	1601	9	535	522
43	Chris R. Lytle	176.71	4241	24	538	510
44	Jason D. Stubbs	176.50	5295	30	546	512
45	Doug Giles	176.31	6347	36	556	516
46	Gary D. Hatcher	175.53	5266	30	542	508
47	Richard M. Serr	174.67	524	3	526	519
48	Trevor D. Hibberd	174.60	5238	30	537	503



	<b>Name</b>	<b>True Average</b>	<b>Pins</b>	<b>Gms</b>	<b>To Raise Avg +1</b>	<b>To Drop Avg -1</b>
49	Kevin L. Moriarty	173.83	6258	36	528	488
50	Nathan Banks	173.71	4169	24	529	501
51	Matt W. Morrow	173.17	1039	6	527	517
52	Lane E. Riffey	172.72	6218	36	529	489
53	Danny Jeffryes	171.83	3093	18	519	497
54	Chris C. Hunt	171.33	1028	6	520	510
55	Javan D. Clement	170.55	5628	33	528	491
56	Cruz A. Evans	170.37	5111	30	532	498
57	Johnny L. Nikkila	169.09	5580	33	540	503
58	Hewitt P. Moyer	169.04	4057	24	533	505
59	Doug Houtz	168.56	1517	9	511	498
60	Bobby Turner Jr	168.19	4541	27	529	498
61	Justin M. Hodges	167.89	6044	36	508	468
62	Ivan D. Stones	166.67	6000	36	513	473
63	Dave Jamrog	164.67	494	3	496	489
64	Trevor A. Roberts	164.57	3456	21	504	479
65	Ethan M. Mizner	163.33	1470	9	498	485
66	Chris L. Stapleton	161.83	5826	36	492	452
67	Craig A. Schutt	161.72	5822	36	496	456
68	Cody D. Bristow	161.33	5324	33	508	471
69	Bill Kirkland	159.94	5758	36	482	442
70	Scott A. Feddersen	157.33	2360	15	484	465
71	Mike McCollough	156.39	2815	18	482	460
72	Bob Stevens	155.75	5607	36	477	437
73	Ron J. Studnicka	155.06	5117	33	499	462
74	Jake W. Peden	153.00	4590	30	492	458
75	Larry L. Harrington	152.76	5041	33	467	430
76	Conan R. Gifford	149.56	4786	32	464	428
77	Leroy H. Hoss	146.89	5288	36	445	405
78	Alex J. Peden	146.50	5274	36	459	419
79	Mark A. Woodside	145.26	3922	27	458	427
80	Brandon J. Clement	142.77	4283	30	436	402
81	Brent E. Hollis	141.67	425	3	427	420
82	Sean A. McBride	141.50	5094	36	444	404
83	Quintn S. Holliday	138.97	5003	36	418	378
84	Andrew J. Kennedy	137.83	4135	30	419	385
85	Carson M. Hemmer	137.33	824	6	418	408
86	Bob J. Hunt	136.80	4104	30	417	383
87	Doug Samuelson	136.70	3691	27	419	388
88	Blake R. Bogus	132.67	3184	24	407	379
89	Scott A. Asay	130.13	1952	15	406	387
90	Matthew J. Doerr	130.13	3123	24	414	386
91	Nolan P. Parr	127.56	2296	18	392	370
92	John W. Paul	117.45	3876	33	372	335
93	Brooks D. Paul	117.08	4215	36	387	347
94	Chris P. Drew	111.33	334	3	338	331
95	Nate Grabenstein	110.67	332	3	334	327
96	Bob Cherry	109.47	3941	36	349	309
97	Jacob M. Rodriguez	102.67	924	9	312	299
98	Jacob D. Roth	98.11	2649	27	321	290



# Classic 2024-25

## Big Apple Fun Center

\* Bowlers listed must have a minimum of 22 games.

Note: This report includes information through November 25 which is Week 12 of 32

### Most Improved Averages

Name	True		Most Improved		Name	True		Most Improved	
	Average	Gms	Avg	+/-		Average	Gms	Avg	+/-
Javan D. Clement	170.55	33	157	+13.55	Justin R. Swanek	210.53	30	210	+0.53
Cody D. Bristow	161.33	33	153	+8.33	David D. Hibberd	185.44	27	185	+0.44
Scott A. Bauer	189.76	33	183	+6.76	Jacob D. Roth	98.11	27	98	+0.11
Chuck M. Brisbin	207.31	36	201	+6.31	Kevin L. Moriarty	173.83	36	174	-0.17
Johnny L. Nikkila	169.09	33	163	+6.09	Trevor D. Hibberd	174.60	30	175	-0.40
Ron J. Studnicka	155.06	33	149	+6.06	Conan R. Gifford	149.56	32	150	-0.44
Bob J. Hunt	136.80	30	131	+5.80	Quintn S. Holliday	138.97	36	140	-1.03
Tom Richmond	193.85	33	189	+4.85	Ivan D. Stones	166.67	36	168	-1.33
Brandon M. Conyers	181.67	33	177	+4.67	Blake R. Bogus	132.67	24	134	-1.33
Masato M. Sugita	183.61	36	179	+4.61	Sean A. McBride	141.50	36	143	-1.50
Cory D. Waddell	193.07	30	189	+4.07	Josh K. Krolikowski	188.39	33	190	-1.61
Bob Stevens	155.75	36	152	+3.75	Kevin L. Wise	184.30	33	186	-1.70
John W. Paul	117.45	33	114	+3.45	Mark A. Woodside	145.26	27	147	-1.74
Jeff A. Fruhling	191.36	36	188	+3.36	Mike Brown	187.20	30	189	-1.80
Jake W. Peden	153.00	30	150	+3.00	Bobby Turner Jr	168.19	27	170	-1.81
Bill Kirkland	159.94	36	157	+2.94	Matthew J. Doerr	130.13	24	132	-1.88
Andrew J. Kennedy	137.83	30	135	+2.83	Hewitt P. Moyer	169.04	24	171	-1.96
Doug Samuelson	136.70	27	134	+2.70	Justin M. Hodges	167.89	36	170	-2.11
Austin M. Longmore	190.70	33	188	+2.70	Jared J. Samuelson	210.81	36	213	-2.19
Alex J. Peden	146.50	36	144	+2.50	Larry L. Harrington	152.76	33	155	-2.24
Michael G. Marcellus	194.22	36	192	+2.22	Chris R. Lytle	176.71	24	179	-2.29
Brooks D. Paul	117.08	36	115	+2.08	Jarod D. Zikmund	210.63	30	213	-2.37
Leroy H. Hoss	146.89	36	145	+1.89	Kurt L. Schmidt	194.33	30	197	-2.67
Brandon J. Clement	142.77	30	141	+1.77	Doug Giles	176.31	36	179	-2.69
Carter R. Hollis	203.55	33	202	+1.55	Shawn E. Mizner	178.13	30	181	-2.87
Gary D. Hatcher	175.53	30	174	+1.53	Jason S. Feddersen	225.94	33	229	-3.06
Bob Cherry	109.47	36	108	+1.47	Craig A. Schutt	161.72	36	165	-3.28
Ryan E. Walton	200.09	33	199	+1.09	Jason D. Stubbs	176.50	30	180	-3.50
Chris L. Stapleton	161.83	36	161	+0.83	Jeremy J. Dalland	224.52	27	229	-4.48
Lane E. Riffey	172.72	36	172	+0.72	Anthony C. Eigenberg	203.19	36	208	-4.81
Nathan Banks	173.71	24	173	+0.71	Cruz A. Evans	170.37	30	176	-5.63
Tyler L. Mizner	183.58	33	183	+0.58					

# Classic 2024-25

## Big Apple Fun Center

\* Bowlers listed must have a minimum of 1 games.

### Most Pins Over Average

Name	-----Old-----		Old Avg				Total	---Average Change---			Weekly Over Avg Series Avg +/-
	Pins	Games		-1-	-2-	-3-		New - Old ---> +/-			
Masato M. Sugita	5905	33	178	<b>246</b>	<b>270</b>	189	705	183.61	- 178.94	= 4.67	705 - 534=171
Tom Richmond	5692	30	189	245	<b>256</b>	204	705	193.85	- 189.73	= 4.12	705 - 567=138
Bob J. Hunt	3598	27	133	148	<b>215</b>	<b>143</b>	506	136.80	- 133.26	= 3.54	506 - 399=107
Austin M. Longmore	5627	30	187	<b>234</b>	220	<b>212</b>	666	190.70	- 187.57	= 3.13	666 - 561=105
Cody D. Bristow	4746	30	158	<b>200</b>	<b>213</b>	165	578	161.33	- 158.20	= 3.13	578 - 474=104
Brandon J. Clement	3772	27	139	<b>143</b>	159	<b>209</b>	511	142.77	- 139.70	= 3.06	511 - 417=94
Javan D. Clement	5034	30	167	200	212	<b>182</b>	594	170.55	- 167.80	= 2.75	594 - 501=93
Johnny L. Nikkila	4992	30	166	<b>204</b>	<b>216</b>	<b>168</b>	588	169.09	- 166.40	= 2.69	588 - 498=90
Doug Samuelson	3206	24	133	<b>192</b>	140	<b>153</b>	485	136.70	- 133.58	= 3.12	485 - 399=86
Eric R. Zikmund	2822	15	188	208	214	<b>226</b>	648	192.78	- 188.13	= 4.64	648 - 564=84
Tim Adkins	563	3	bk167	193	<b>176</b>	<b>214</b>	583	191.00	- 187.67	= 3.33	583 - 501=82
Bill Kirkland	5210	33	157	152	<b>189</b>	<b>207</b>	548	159.94	- 157.88	= 2.07	548 - 471=77
Jeff A. Fruhling	6260	33	189	<b>248</b>	<b>194</b>	<b>187</b>	629	191.36	- 189.70	= 1.66	629 - 567=62
Bob G. Vogt	0	0	bk164	161	<b>190</b>	<b>201</b>	552	184.00	- 0.00	= 184.00	552 - 492=60
Bob Stevens	5087	33	154	140	<b>166</b>	<b>214</b>	520	155.75	- 154.15	= 1.60	520 - 462=58
Jake W. Peden	4083	27	151	<b>205</b>	176	126	507	153.00	- 151.22	= 1.78	507 - 453=54
Ivan D. Stones	5453	33	165	<b>180</b>	<b>193</b>	174	547	166.67	- 165.24	= 1.42	547 - 495=52
Leroy H. Hoss	4802	33	145	<b>176</b>	147	163	486	146.89	- 145.52	= 1.37	486 - 435=51
Michael G. Marcellus	6367	33	192	205	<b>251</b>	169	625	194.22	- 192.94	= 1.28	625 - 576=49
John W. Paul	3480	30	116	<b>159</b>	118	119	396	117.45	- 116.00	= 1.45	396 - 348=48
Kevin L. Moriarty	5694	33	172	158	<b>202</b>	204	564	173.83	- 172.55	= 1.29	564 - 516=48
Craig A. Schutt	5304	33	160	157	187	<b>174</b>	518	161.72	- 160.73	= 0.99	518 - 480=38
Cory D. Waddell	5184	27	192	<b>211</b>	172	<b>225</b>	608	193.07	- 192.00	= 1.07	608 - 576=32
Scott A. Asay	1540	12	128	<b>151</b>	<b>122</b>	<b>139</b>	412	130.13	- 128.33	= 1.80	412 - 384=28
Ryan E. Walton	5979	30	199	<b>203</b>	<b>205</b>	<b>216</b>	624	200.09	- 199.30	= 0.79	624 - 597=27
Gary D. Hatcher	4721	27	174	165	<b>212</b>	168	545	175.53	- 174.85	= 0.68	545 - 522=23
Chris L. Stapleton	5324	33	161	142	<b>191</b>	<b>169</b>	502	161.83	- 161.33	= 0.50	502 - 483=19
Andrew J. Kennedy	3706	27	137	<b>150</b>	<b>149</b>	130	429	137.83	- 137.26	= 0.57	429 - 411=18
Justin M. Hodges	5536	33	167	<b>188</b>	130	190	508	167.89	- 167.76	= 0.13	508 - 501=7
Brandon M. Conyers	5446	30	181	<b>197</b>	<b>169</b>	<b>183</b>	549	181.67	- 181.53	= 0.13	549 - 543=6
Chuck M. Brisbin	6839	33	207	204	<b>238</b>	182	624	207.31	- 207.24	= 0.06	624 - 621=3
Nathan Banks	3648	21	173	<b>161</b>	<b>213</b>	147	521	173.71	- 173.71	= -0.01	521 - 519=2
Lane E. Riffey	5701	33	172	177	<b>166</b>	<b>174</b>	517	172.72	- 172.76	= -0.04	517 - 516=1
Logan J. Albright	3312	18	bk184	150	<b>190</b>	213	553	184.05	- 184.00	= 0.05	553 - 552=1
Alex J. Peden	4835	33	146	109	<b>177</b>	<b>153</b>	439	146.50	- 146.52	= -0.02	439 - 438=1
Micah J. Hadley	0	0	183	182	213	155	550	183.33	- 0.00	= 183.33	550 - 549=1
Mike McCollough	2347	15	bk156	138	<b>189</b>	141	468	156.39	- 156.47	= -0.08	468 - 468=0

Classic 2024-25

Name	-----Old-----		Old					---Average Change---			Weekly Over Avg
	Pins	Games	Avg	-1-	-2-	-3-	Total	New	Old	----> +/-	Series Avg +/-
Sean A. McBride	4674	33	141	145	<b>147</b>	<b>128</b>	420	141.50	- 141.64	= -0.14	420 - 423=-3
Bob Cherry	3617	33	109	107	<b>117</b>	<b>100</b>	324	109.47	- 109.61	= -0.13	324 - 327=-3
Carter R. Hollis	6113	30	203	<b>213</b>	168	<b>223</b>	604	203.55	- 203.77	= -0.22	604 - 609=-5
Tyler L. Mizner	5515	30	183	150	191	<b>202</b>	543	183.58	- 183.83	= -0.26	543 - 549=-6
Justin R. Swanek	5693	27	210	<b>236</b>	185	<b>202</b>	623	210.53	- 210.85	= -0.32	623 - 630=-7
Jarod D. Zikmund	5696	27	210	174	<b>214</b>	<b>235</b>	623	210.63	- 210.96	= -0.33	623 - 630=-7
Larry L. Harrington	4590	30	153	158	144	149	451	152.76	- 153.00	= -0.24	451 - 459=-8
Ron J. Studnicka	4661	30	155	<b>169</b>	155	132	456	155.06	- 155.37	= -0.31	456 - 465=-9
Brooks D. Paul	3874	33	117	<b>134</b>	101	106	341	117.08	- 117.39	= -0.31	341 - 351=-10
Scott A. Bauer	5703	30	190	<b>197</b>	185	177	559	189.76	- 190.10	= -0.34	559 - 570=-11
Mark A. Woodside	3504	24	146	<b>146</b>	123	149	418	145.26	- 146.00	= -0.74	418 - 438=-20
Jason S. Feddersen	6803	30	226	<b>269</b>	<b>244</b>	140	653	225.94	- 226.77	= -0.83	653 - 678=-25
Bobby Turner Jr	4064	24	169	<b>161</b>	<b>180</b>	136	477	168.19	- 169.33	= -1.15	477 - 507=-30
Quintn S. Holliday	4617	33	139	<b>143</b>	136	107	386	138.97	- 139.91	= -0.94	386 - 417=-31
David D. Hibberd	4480	24	186	161	166	<b>200</b>	527	185.44	- 186.67	= -1.22	527 - 558=-31
Doug Giles	5853	33	177	<b>202</b>	164	128	494	176.31	- 177.36	= -1.06	494 - 531=-37
Todd M. Mathews	715	3	bk205	<b>236</b>	172	161	569	214.00	- 238.33	= -24.33	569 - 615=-46
Jacob D. Roth	2399	24	99	81	68	<b>101</b>	250	98.11	- 99.96	= -1.85	250 - 297=-47
Hewitt P. Moyer	3594	21	171	171	121	171	463	169.04	- 171.14	= -2.10	463 - 513=-50
Kurt L. Schmidt	5298	27	196	<b>215</b>	<b>177</b>	140	532	194.33	- 196.22	= -1.89	532 - 588=-56
Jeremy J. Dalland	5446	24	226	<b>225</b>	199	192	616	224.52	- 226.92	= -2.40	616 - 678=-62
Josh K. Krolikowski	5711	30	190	180	146	<b>180</b>	506	188.39	- 190.37	= -1.97	506 - 570=-64
Kevin L. Wise	5588	30	186	140	192	<b>162</b>	494	184.30	- 186.27	= -1.96	494 - 558=-64
Mike Brown	5113	27	189	<b>175</b>	169	159	503	187.20	- 189.37	= -2.17	503 - 567=-64
Jared J. Samuelson	7023	33	212	160	<b>213</b>	<b>193</b>	566	210.81	- 212.82	= -2.01	566 - 636=-70
Anthony C. Eigenberg	6809	33	206	214	144	148	506	203.19	- 206.33	= -3.14	506 - 618=-112
Cruz A. Evans	4703	27	174	120	153	135	408	170.37	- 174.19	= -3.82	408 - 522=-114
Conan R. Gifford	4451	30	148	<b>a133</b>	130	<b>205</b>	468	149.56	- 148.37	= 1.20	

# Classic 2024-25

## Big Apple Fun Center

This report is for scores bowled November 25 which is Week 12 of 32

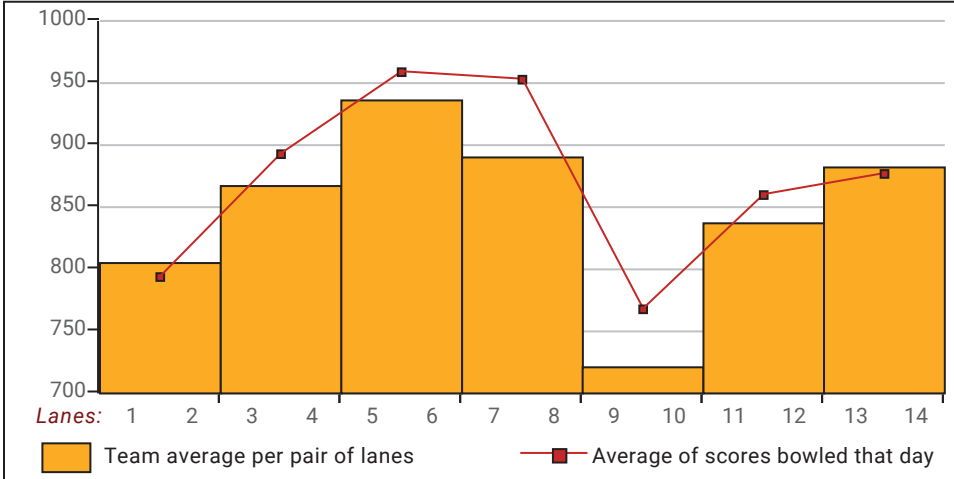
### This Week's Statistics: Lefties vs Righties

Unless designated left handed, bowlers are considered right handed.

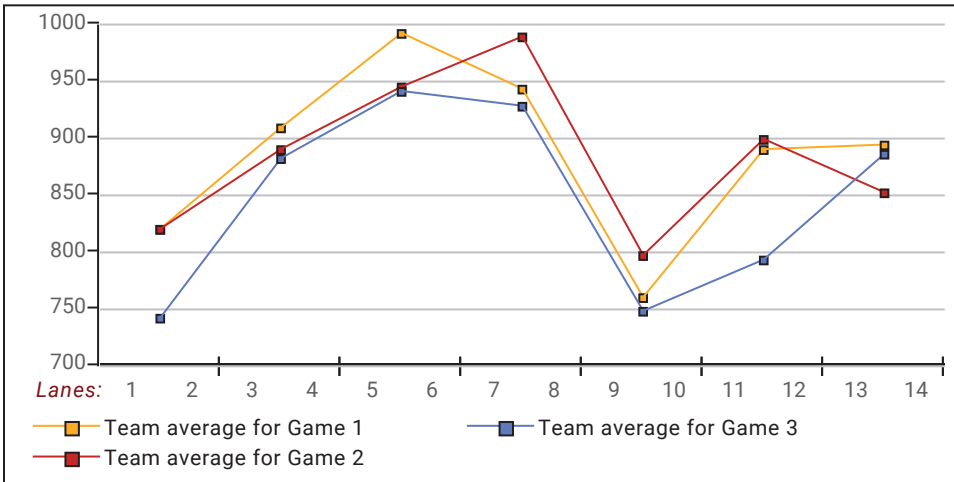
	Over All	Right	Left
How many people bowled	65	62	3
Number of games bowled	194	185	9
Actual average of week's scores	175.04	175.38	167.89
How many games above average	110	104	6
How many games below average	80	78	2
Pins above/below average per game	4.16	3.84	10.89
How many people raised average	33	31	2
by this amount	2.43	2.45	2.09
How many people went down	31	30	1
by this amount	-1.82	-1.85	-0.74
League average before bowling	171.23	171.91	157.19
League average after bowling	171.60	172.24	158.34
Change in league average	0.37	0.33	1.15
800s	--	--	--
775s	--	--	--
750s	--	--	--
725s	--	--	--
700s	2	2	--
675s	--	--	--
650s	2	2	--
625s	3	3	--
600s	7	6	1
575s	4	4	--
550s	7	7	--
525s	7	7	--
500s	12	12	--
475s	5	4	1
450s	5	5	--
425s	2	2	--
400s	4	3	1
below 400	5	5	--
300s	--	--	--
275s	--	--	--
250s	4	4	--
225s	12	11	1
200s	41	40	1
175s	39	38	1
150s	46	44	2
125s	36	33	3
100s	14	13	1
below 100	2	2	--

This report is for scores bowled November 25 which is Week 12 of 32

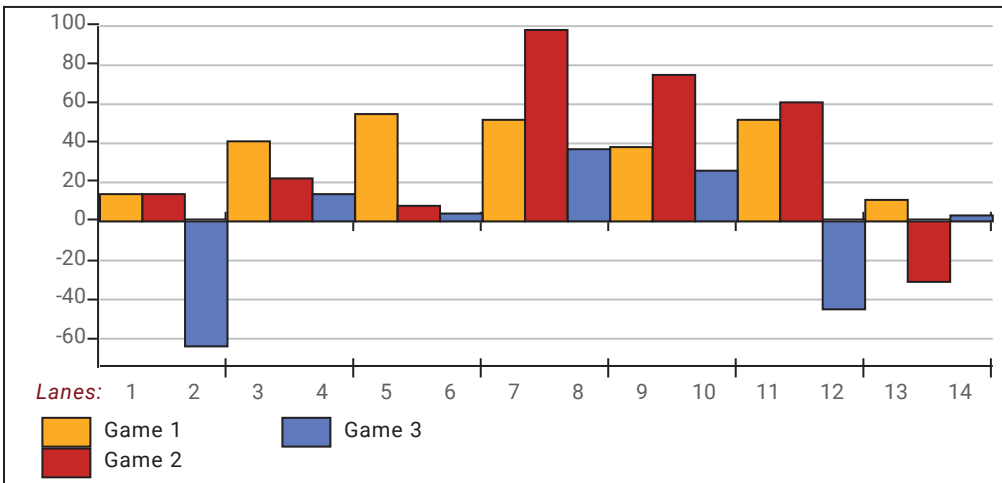
**Team Average vs Avg of Scores**



**Average of Scores for Each Game**

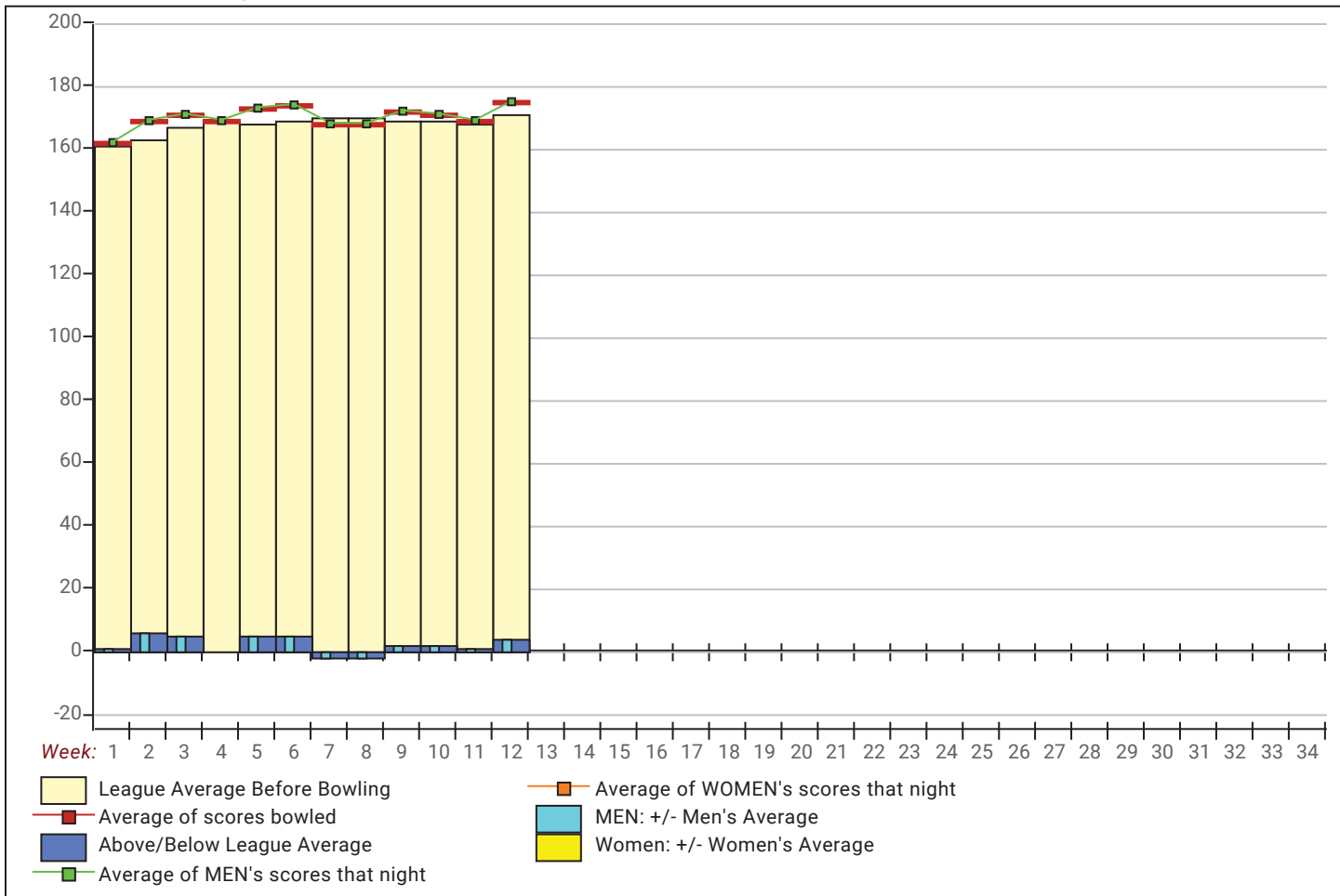


**Amount Over/Under Team Average**



This report is for scores bowled November 25 which is Week 12 of 32

**League Average Week-by-Week**



**League Average Statistics for Last Week**

	League	Right Hand	Left Hand
League Average Before Bowling	171.23	171.91	157.19
Average of scores bowled that night	175.04	175.38	167.89
New League Average After Bowling	171.60	172.24	158.34
Change in League Average	.37	.33	1.15
People Who Bowled Over Average	33	31	2
People Who Bowled Under Average	31	30	1
Average Amount of Series Over Avg	61.42	61.58	59.00
Average Amount of Series Under Avg	-35.06	-35.57	-20.00
Difference Avg, NiteAvg	4.16	3.84	10.89
Number of Bowlers	65	62	3
Number of Games Bowled	194	185	9
People Who Raised Their Average	33	31	2
Raised By an Average of This Amount	2.43	2.45	2.09
People Who Lowered Their Average	31	30	1
Lowered By an Average of This Amou	-1.82	-1.85	-.74
Number of Games Bowled Over Avera	110	104	6
Number of Games Bowled Under Avera	80	78	2

*Note: Averages are based only on people who bowled.*

# Press Release -- 11/26/2024

11/25/2024 Week 12 of 32

## Classic 2024-25

Monday 6:30 pm

Big Apple Fun Center

Lanes 1 - 14

### Team Standings

Place	Team Name	Avg p/gm	Points Won	Points Lost	Year-To-Date WON	Y-T-D LOST
1	Kennedy Arborcare	822	61	19	246	234
2	West	881	60	20	214½	265½
3	Auto Central	737	52	28	211½	268½
4	AB Service & Repair	883	51	29	249½	230½
5	Little Mexico Restaurant	772	44½	35½	216	264
6	Kirkland Siding	813	41½	38½	281½	198½
7	Wii Bowling World Champs	856	40	40	332½	147½
8	Peerless Machine	703	39½	40½	270	210
9	Super Cool Unnamed Team	969	37	43	221	259
10	Jack Lederman Co.	872	31	49	210½	269½
11	Cornhusker Ag/Rising Ag	865	24	56	190½	289½
12	Common Cents Bookkeeping	909	20	60	207	273
13	Sorensen Group	948	19	61	236	244
14	Draw Team	874	39½	40½	273½	206½

\*\*\* Although not shown, standings are determined by points only for the current split

### Last Week's Top Scores

Scratch Game		Scratch Series		Handicap Game		Handicap Series	
270	Masato Sugita	705	Tom Richmond	307	Masato Sugita	816	Masato Sugita
269	Jason Feddersen	705	Masato Sugita	297	Bob Hunt	783	Tom Richmond
256	Tom Richmond	666	Austin Longmore	285	Brandon Clement	752	Bob Hunt
251	Michael Marcellus	653	Jason Feddersen	282	Tom Richmond	750	Austin Longmore
248	Jeff Fruhling	648	Eric Zikmund	275	Bob Stevens	749	Cody Bristow
238	Chuck Brisbin	629	Jeff Fruhling	274	Michael Marcellus	739	Brandon Clement
236	Justin Swaneck	625	Michael Marcellus	274	Jeff Fruhling	738	Javan Clement
236	Todd Mathews	624	Ryan Walton	274	Doug Samuelson	735	Johnny Nikkila
235	Jarod Zikmund	624	Chuck Brisbin	272	Conan Gifford	731	Doug Samuelson
234	Austin Longmore	623	Justin Swaneck	270	Cody Bristow	729	Eric Zikmund
		623	Jarod Zikmund				

### Local and Bowling Center Awards

Name	USBC ID Number	Award Average	Award Games	G1	G2	G3	Series	Award Score	Award Received
Cody D. Bristow	8966-6347 USBC	158	30	200	213	165	578	200	200 Game (Local Assoc. Awards)
	8966-6347 USBC	158	30	200	213	165	578	213	200 Game (Local Assoc. Awards)
Brandon J. Clement	20-34209 USBC	139	27	143	159	209	511	511	500 Series (Local Assoc. Awards)
	20-34209 USBC	139	27	143	159	209	511	209	200 Game (Local Assoc. Awards)
Jeff A. Fruhling	1494-261 USBC	189	33	248	194	187	629	248	225 Game (Local Assoc. Awards)
Conan R. Gifford	1494-3221 USBC	148	30	130	205		335	205	200 Game (Local Assoc. Awards)
Bob J. Hunt	1494-1920 USBC	133	27	148	215	143	506	506	500 Series (Local Assoc. Awards)
	1494-1920 USBC	133	27	148	215	143	506	215	200 Game (Local Assoc. Awards)
	1494-1920 USBC	133	27	148	215	143	506	215	75 Pins Over Average (Local Assoc. Awards)
Bill Kirkland	1494-1989 USBC	157	33	152	189	207	548	207	200 Game (Local Assoc. Awards)
Austin M. Longmore	15-163612 USBC	187	30	234	220	212	666	234	225 Game (Local Assoc. Awards)
	15-163612 USBC	187		234	220	212	666	234	Clean Game (199 Average or Les (Local Ass
	15-163612 USBC	187		234	220	212	666	220	Clean Game (199 Average or Les (Local Ass
Michael G. Marcellus	11-520037 USBC	192	33	205	251	169	625	251	250 Game (Local Assoc. Awards)
	11-520037 USBC	192		205	251	169	625	251	Clean Game (199 Average or Les (Local Ass
John W. Paul	9726-4345 USBC	116	30	159	118	119	396	159	150 Game (Local Assoc. Awards)
Jake W. Peden	8237-527 USBC	151	27	205	176	126	507	205	200 Game (Local Assoc. Awards)
Tom Richmond	1494-1207 USBC	189	30	245	256	204	705	705	700 Series (Local Assoc. Awards)

# Press Release -- 11/26/2024

## Classic 2024-25

Name	USBC ID Number	Award Average	Award Games	G1	G2	G3	Series	Award Score	Award Received
Tom Richmond	1494-1207 USBC	189	30	245	256	204	705	245	225 Game (Local Assoc. Awards)
	1494-1207 USBC	189	30	245	256	204	705	256	250 Game (Local Assoc. Awards)
Doug Samuelson	1494-84 USBC	133	24	192	140	153	485	192	175 Game (Local Assoc. Awards)
Bob Stevens	1494-303 USBC	154	33	140	166	214	520	214	200 Game (Local Assoc. Awards)
Masato M. Sugita	9726-4328 USBC	178	33	246	270	189	705	705	700 Series (Local Assoc. Awards)
	9726-4328 USBC	178	33	246	270	189	705	705	140 Pins Over Average (Local Assoc. Awards)
	9726-4328 USBC	178	33	246	270	189	705	246	225 Game (Local Assoc. Awards)
	9726-4328 USBC	178	33	246	270	189	705	270	250 Game (Local Assoc. Awards)
	9726-4328 USBC	178	33	246	270	189	705	270	75 Pins Over Average (Local Assoc. Awards)
Bob G. Vogt	1494-88 USBC	164	27	161	190	201	552	201	200 Game (Local Assoc. Awards)
Eric R. Zikmund	1494-2816 USBC	188	21	208	214	226	648	226	225 Game (Local Assoc. Awards)