

# Classic 2024-25

Monday 6:30 pm

## Big Apple Fun Center

Lanes 1 - 14

President: Doug Giles (308)627-5683

Vice President: Austin Longmore (308)233-1251

Secretary/Treasurer: Gary Hatcher (308)238-3914

### Team Standings

Place	#	Team Name	Points Won	Points Lost	%Won	Pins + HDCP	Scratch Pins	Avg p/gm	High Game	High Sers	HDCP Game	HDCP Sers
1	10	Wii Bowling World Champs	279½	80½	77.6	30706	22990	851	966	2729	1241	3528
2	3	Kirkland Siding	229	131	63.6	30194	22058	816	922	2566	1207	3421
3	7	Peerless Machine	201½	158½	56.0	29552	18917	700	817	2277	1197	3412
4	6	Sorensen Group	188½	171½	52.4	29384	25754	953	1171	3189	1327	3657
5	12	Common Cents Bookkeeping	175½	184½	48.8	29074	24511	907	1068	2868	1225	3426
6	2	Kennedy Arborcare	174	186	48.3	29416	21862	809	914	2638	1182	3442
7	9	AB Service & Repair	169½	190½	47.1	29250	23838	882	1027	2880	1244	3495
8	4	Little Mexico Restaurant	159	201	44.2	28854	20937	775	870	2519	1166	3370
9	5	Super Cool Unnamed Team	156½	203½	43.5	29075	25922	960	1106	3236	1235	3515
10	14	Jack Lederman Co.	152½	207½	42.4	29203	23314	863	1031	2895	1238	3410
11	13	Auto Central	146½	213½	40.7	29438	19934	738	907	2392	1241	3423
12	11	Cornhusker Ag/Rising Ag	145	215	40.3	29588	23423	867	983	2791	1199	3405
13	8	West	136	224	37.8	29078	23513	870	949	2702	1185	3335
14	1	Draw Team	207	153		30007	24328	901	1171	3189	1327	3657

### Review of Last Week's Bowling.....

Lanes	Team Name	HDCP -1-	HDCP -2-	HDCP -3-	HDCP Total	Last Wk WON		Team Name	HDCP -1-	HDCP -2-	HDCP -3-	HDCP Total	Last Wk WON
1-2	Draw Team	1017	958	1102	3077	4	<--->	Peerless Machine	1060	1122	1178	3360	36
3-4	Cornhusker Ag/Rising	1113	1065	1126	3304	14	<--->	Auto Central	1188	1131	1104	3423	26
5-6	Kirkland Siding	1077	1035	1173	3285	24	<--->	Common Cents Bookk	1078	1081	995	3154	16
7-8	Sorensen Group	1053	1003	1141	3197	13	<--->	Jack Lederman Co.	1122	1072	1118	3312	27
9-10	Super Cool Unnamed	1011	1162	1235	3408	30	<--->	Kennedy Arborcare	1064	1052	1076	3192	10
11-12	AB Service & Repair	1158	1025	1046	3229	29	<--->	Little Mexico Restaur	1017	958	1102	3077	11
13-14	Wii Bowling World Ch	1202	1123	1154	3479	35	<--->	West	1062	1014	1125	3201	5

### Lane Assignments

	1-2	3-4	5-6	7-8	9-10	11-12	13-14	
Wk10 11/11	1- 10	8- 11	13- 14	5- 4	9- 2	12- 6	7- 3	Position Round
Wk11 11/18	1- 13	14- 8	6- 2	5- 9	10- 12	7- 3	4- 11	
Wk12 11/25	1- 4	9- 14	11- 5	8- 12	7- 13	2- 10	6- 3	

### Last Week's Top Scores

Team Scratch Game	Team Scratch Series	Team Handicap Game	Team Handicap Series
1106 Super Cool Unnamed Team	3021 Super Cool Unnamed Team	1235 Super Cool Unnamed Team	3479 Wii Bowling World
1009 Sorensen Group	2801 Sorensen Group	1202 Wii Bowling World Champs	3423 Auto Central
966 AB Service & Repair	2791 Cornhusker Ag/Rising Ag	1188 Auto Central	3408 Super Cool Unnam
955 Cornhusker Ag/Rising Ag	2729 Wii Bowling World Champs	1178 Peerless Machine	3360 Peerless Machine
952 Wii Bowling World Champs	2653 AB Service & Repair	1173 Kirkland Siding	3312 Jack Lederman Co.
922 West	2599 Common Cents Bookkeepi	1158 AB Service & Repair	3304 Cornhusker Ag/Risi
915 Kirkland Siding	2592 West	1141 Sorensen Group	3285 Kirkland Siding
896 Common Cents Bookkeepi	2580 Jack Lederman Co.	1126 Cornhusker Ag/Rising Ag	3229 AB Service & Repai
878 Jack Lederman Co.	2511 Kirkland Siding	1125 West	3201 West
840 Little Mexico Restaurant	2334 Auto Central	1122 Jack Lederman Co.	3197 Sorensen Group
825 Auto Central	2304 Kennedy Arborcare	1102 Little Mexico Restaurant	3192 Kennedy Arborcare
817 Peerless Machine	2291 Little Mexico Restaurant	1081 Common Cents Bookkeepi	3154 Common Cents Bo
780 Kennedy Arborcare	2277 Peerless Machine	1076 Kennedy Arborcare	3077 Little Mexico Resta

**Last Week's Top Scores - Continued**

Scratch Game		Scratch Series		Handicap Game		Handicap Series	
279	Gordon Thiessen	738	Gordon Thiessen	284	Tom Richmond	753	Kevin Moriarty
267	Jared Samuelson	684	Jared Samuelson	281	Gordon Thiessen	744	Gordon Thiessen
267	Carter Hollis	657	Chuck Brisbin	280	Carter Hollis	738	Javan Clement
258	Tom Richmond	656	Anthony Eigenberg	275	Javan Clement	714	Mark Woodside
246	Jason Feddersen	655	Jason Feddersen	270	Mike Brown	709	Hewitt Moyer
242	Mike Brown	644	Carter Hollis	268	Jared Samuelson	705	Scott Feddersen
238	Jeremy Dalland	631	Jeremy Dalland	266	Ron Studnicka	702	Ron Studnicka
230	Ryan Walton	628	Ryan Walton	265	Trevor Roberts	699	Mike Brown
227	Chuck Brisbin	621	Kevin Moriarty	263	John Paul	699	Doug Houtz
227	Anthony Eigenberg	615	Mike Brown	262	Brandon Conyers	696	Chuck Brisbin

**Season High Scores**

Team Scratch Game		Team Scratch Series		Team Handicap Game		Team Handicap Series	
1171	Sorensen Group	3236	Super Cool Unnamed Team	1327	Sorensen Group	3657	Sorensen Group
1106	Super Cool Unnamed Team	3189	Sorensen Group	1244	AB Service & Repair	3528	Wii Bowling World
1068	Common Cents Bookkeepi	2895	Jack Lederman Co.	1241	Wii Bowling World Champs	3515	Super Cool Unnam
1031	Jack Lederman Co.	2880	AB Service & Repair	1241	Auto Central	3495	AB Service & Repai
1027	AB Service & Repair	2868	Common Cents Bookkeepi	1238	Jack Lederman Co.	3442	Kennedy Arborcare
983	Cornhusker Ag/Rising Ag	2791	Cornhusker Ag/Rising Ag	1235	Super Cool Unnamed Team	3426	Common Cents Bo
966	Wii Bowling World Champs	2729	Wii Bowling World Champs	1225	Common Cents Bookkeepi	3423	Auto Central
949	West	2702	West	1207	Kirkland Siding	3421	Kirkland Siding
922	Kirkland Siding	2638	Kennedy Arborcare	1199	Cornhusker Ag/Rising Ag	3412	Peerless Machine
914	Kennedy Arborcare	2566	Kirkland Siding	1197	Peerless Machine	3410	Jack Lederman Co.
907	Auto Central	2519	Little Mexico Restaurant	1185	West	3405	Cornhusker Ag/Ris
870	Little Mexico Restaurant	2392	Auto Central	1182	Kennedy Arborcare	3370	Little Mexico Resta
817	Peerless Machine	2277	Peerless Machine	1166	Little Mexico Restaurant	3335	West

Scratch Game		Scratch Series		Handicap Game		Handicap Series	
290	Jason Feddersen	738	Gordon Thiessen	317	Trevor Hibberd	823	Kevin Wise
289	Jeremy Dalland	728	Jason Feddersen	310	Justin Hodges	809	Bobby Turner Jr
279	Gordon Thiessen	726	Jeremy Dalland	304	Bobby Turner Jr	795	Javan Clement
279	Jarod Zikmund	715	Todd Mathews	302	Jason Feddersen	787	Johnny Nikkila
275	Chuck Brisbin	714	Anthony Eigenberg	299	Javan Clement	770	Justin Hodges
269	Tom Richmond	701	Ryan Walton	295	Doug Giles	769	Brandon Conyers
269	Jared Samuelson	700	Chuck Brisbin	294	Jeff Fruhling	768	Austin Longmore
267	Carter Hollis	695	Jarod Zikmund	294	Cruz Evans	764	Jason Feddersen
264	Trevor Hibberd	694	Tom Richmond	293	Tom Richmond	763	Jeff Fruhling
257	Josh Krolkowski	692	Justin Swanek	293	Jarod Zikmund	763	Cody Bristow

**Team Rosters**

**1 - Draw Team**

Name	Avg	HDCP	Pins	Gms	Points Won	High Game	High Sers	HDCP Game	HDCP Sers	0's	200's	250's	0's	600's	700's
				27	18.5	256	608	310	770	24	2	1	8	1	--
				27	12.5	229	595	266	724	20	7	--	9	--	--
				24	20.0	233	587	267	689	18	6	--	8	--	--
				27	19.5	244	657	281	768	17	10	--	6	3	--
				27	19.0	245	644	275	734	17	10	--	5	4	--

**2 - Kennedy Arborcare**

Name	Avg	HDCP	Pins	Gms	Points Won	High Game	High Sers	HDCP Game	HDCP Sers	0's	200's	250's	0's	600's	700's
Masato M. Sugita	180	35	4867	27	18.0	227	622	267	739	23	4	--	8	1	--
Matthew J. Doerr	132	83	2782	21	13.0	168	436	245	694	21	--	--	7	--	--
Andrew J. Kennedy	135	80	3257	24	13.0	194	494	269	734	24	--	--	8	--	--
Mike McCollough	153	62	1382	9	6.0	178	497	237	674	9	--	--	3	--	--
Brandon M. Conyers	177	38	4265	24	20.0	226	613	276	769	17	7	--	7	1	--
Kevin L. Wise	185	30	4460	24	14.0	246	691	290	823	16	8	--	6	2	--

3 - Kirkland Siding

Name	Avg	HDCP	Pins	Gms	Points Won	High Game	High Sers	HDCP Game	HDCP Sers	0's	200's	250's	0's	600's	700's
Bill Kirkland	157	58	4244	27	17.0	203	506	265	698	26	1	--	9	--	--
Conan R. Gifford	149	66	4034	27	17.0	187	512	267	752	27	--	--	9	--	--
Larry L. Harrington	156	59	3748	24	21.0	200	533	264	743	23	1	--	8	--	--
Bobby Turner Jr	176	39	3172	18	17.0	256	665	304	809	14	3	1	5	1	--
Lane E. Riffey	172	43	4647	27	23.0	211	588	262	748	25	2	--	9	--	--
Brad M. Olson	203	12	1832	9	9.0	235	626	265	716	4	5	--	1	2	--

4 - Little Mexico Restaurant

Name	Avg	HDCP	Pins	Gms	Points Won	High Game	High Sers	HDCP Game	HDCP Sers	0's	200's	250's	0's	600's	700's
Nathan Banks	171	44	3088	18	12.0	203	544	245	670	16	2	--	6	--	--
Trevor A. Roberts	161	54	2423	15	11.0	211	513	265	705	14	1	--	5	--	--
Quintn S. Holliday	138	77	3752	27	14.0	186	472	266	700	27	--	--	9	--	--
Nolan P. Parr	131	84	1572	12	6.5	169	437	247	671	12	--	--	4	--	--
Cruz A. Evans	174	41	4184	24	17.0	244	588	294	737	19	5	--	8	--	--
Scott A. Asay	128	87	1540	12	2.0	168	414	245	648	12	--	--	4	--	--
Craig A. Schutt	162	53	4378	27	11.5	214	539	262	686	26	1	--	9	--	--

5 - Super Cool Unnamed Team

Name	Avg	HDCP	Pins	Gms	Points Won	High Game	High Sers	HDCP Game	HDCP Sers	0's	200's	250's	0's	600's	700's
Tom Richmond	190	25	4576	24	7.0	269	694	293	760	18	3	3	6	2	--
Jason D. Stubbs	178	37	4818	27	17.5	219	586	258	704	23	4	--	9	--	--
Scott A. Bauer	185	30	4440	24	16.0	226	628	260	730	17	7	--	7	1	--
Ryan E. Walton	196	19	5312	27	19.0	253	701	273	761	14	12	1	6	2	1
Todd M. Mathews	bk205	10	715	3	4.0	254	715	264	745	--	2	1	--	--	1
Chuck M. Brisbin	204	11	5524	27	17.0	275	700	285	760	14	10	3	3	5	1
Tom McLeod	bk184	31	537	3	1.0	210	537	241	630	2	1	--	1	--	--

6 - Sorensen Group

Name	Avg	HDCP	Pins	Gms	Points Won	High Game	High Sers	HDCP Game	HDCP Sers	0's	200's	250's	0's	600's	700's
Doug Giles	178	37	4810	27	17.0	246	591	295	738	23	4	--	9	--	--
Chris R. Lytle	175	40	3150	18	14.5	216	569	258	695	16	2	--	6	--	--
Logan J. Albright	187	28	2246	12	10.0	231	607	274	736	8	4	--	3	1	--
Jeff A. Fruhling	185	30	5020	27	17.0	255	646	294	763	20	6	1	7	2	--
Josh K. Krolikowski	189	26	4546	24	10.0	257	665	281	737	17	6	1	6	2	--
Jeremy J. Dalland	226	0	5446	24	22.0	289	726	290	729	3	18	3	--	6	2

7 - Peerless Machine

Name	Avg	HDCP	Pins	Gms	Points Won	High Game	High Sers	HDCP Game	HDCP Sers	0's	200's	250's	0's	600's	700's
Jacob M. Rodriguez	102	113	924	9	5.0	146	334	256	664	9	--	--	3	--	--
Brooks D. Paul	119	96	3231	27	16.5	170	428	267	728	27	--	--	9	--	--
John W. Paul	116	99	2806	24	18.0	162	392	263	695	24	--	--	8	--	--
Nate Grabenstein	110	105	332	3		119	332	224	647	3	--	--	1	--	--
Alex J. Peden	144	71	3910	27	16.0	188	486	258	696	27	--	--	9	--	--
Jake W. Peden	150	65	3150	21	16.0	193	493	286	747	21	--	--	7	--	--
Cory D. Waddell	190	25	4564	24	25.0	236	655	270	757	16	8	--	6	2	--

8 - West

Name	Avg	HDCP	Pins	Gms	Points Won	High Game	High Sers	HDCP Game	HDCP Sers	0's	200's	250's	0's	600's	700's
Bob Stevens	153	62	4145	27	18.0	190	508	254	683	27	--	--	9	--	--
Johnny L. Nikkila	163	52	3917	24	15.0	216	604	277	787	22	2	--	7	1	--
Ivan D. Stones	167	48	4515	27	16.0	224	570	275	723	25	2	--	9	--	--
Jerry Schmitz	bk187	28	1036	6	3.0	202	539	230	623	4	2	--	2	--	--
Gary D. Hatcher	172	43	4134	24	10.0	224	588	265	711	20	4	--	8	--	--
Gordon E. Thiessen	bk213	2	1355	6	4.0	279	738	281	744	1	4	1	--	1	1
Justin R. Swanek	210	5	4411	21	15.0	255	692	264	719	8	12	1	1	6	--

9 - AB Service & Repair

Name	Avg	HDCP	Pins	Gms	Points	High	High	HDCP	HDCP	0's	200's	250's	0's	600's	700's
					Won	Game	Sers	Game	Sers						
Eric R. Bedke	206	9	618	3	4.0	227	618	236	645	1	2	--	--	1	--
Tom Soderholm	bk188	27	1147	6	4.0	211	584	238	665	4	2	--	2	--	--
Mike Brown	189	26	3985	21	22.0	242	615	270	718	14	7	--	4	3	--
Sean A. McBride	142	73	3850	27	15.0	178	463	247	679	27	--	--	9	--	--
Cody D. Bristow	153	62	3672	24	14.0	207	531	287	763	20	4	--	8	--	--
Kurt L. Schmidt	196	19	4708	24	15.0	247	641	272	745	13	11	--	4	4	--
Dan Schmidt	203	12	3059	15	7.5	235	647	244	674	5	10	--	1	4	--

10 - Wii Bowling World Champs

Name	Avg	HDCP	Pins	Gms	Points	High	High	HDCP	HDCP	0's	200's	250's	0's	600's	700's
					Won	Game	Sers	Game	Sers						
Jacob D. Roth	98	117	2072	21	18.0	133	338	267	727	21	--	--	7	--	--
Matt W. Morrow	bk182	33	1039	6	6.0	187	553	220	652	6	--	--	2	--	--
Brandon J. Clement	141	74	2972	21	20.0	183	467	258	692	21	--	--	7	--	--
Scott A. Feddersen	157	58	1887	12	9.0	192	516	255	705	12	--	--	4	--	--
Javan D. Clement	161	54	3867	24	29.0	234	600	299	795	19	5	--	7	1	--
Anthony C. Eigenberg	207	8	5594	27	25.5	256	714	272	750	9	17	1	5	3	1
Jason S. Feddersen	227	0	5468	24	20.0	290	728	302	764	3	16	5	--	4	4

11 - Cornhusker Ag/Rising Ag

Name	Avg	HDCP	Pins	Gms	Points	High	High	HDCP	HDCP	0's	200's	250's	0's	600's	700's
					Won	Game	Sers	Game	Sers						
Blake R. Bogus	132	83	2378	18	11.0	172	465	262	729	18	--	--	6	--	--
Doug Samuelson	134	81	2829	21	15.0	176	473	264	741	21	--	--	7	--	--
Brent E. Hollis	141	74	425	3	3.0	157	425	231	647	3	--	--	1	--	--
Hewitt P. Moyer	169	46	3053	18	11.0	213	562	250	709	15	3	--	6	--	--
Danny Jeffryes	178	37	2146	12	8.0	205	573	256	726	11	1	--	4	--	--
Carter R. Hollis	204	11	4904	24	11.5	267	649	280	686	10	12	2	1	7	--
Jared J. Samuelson	216	0	5843	27	13.0	269	684	282	710	8	16	3	2	7	--

12 - Common Cents Bookkeeping

Name	Avg	HDCP	Pins	Gms	Points	High	High	HDCP	HDCP	0's	200's	250's	0's	600's	700's
					Won	Game	Sers	Game	Sers						
Justin M. Hodges	167	48	4526	27	18.5	256	608	310	770	24	2	1	8	1	--
Shawn E. Mizner	178	37	4825	27	12.5	229	595	266	724	20	7	--	9	--	--
Tyler L. Mizner	182	33	4382	24	20.0	233	587	267	689	18	6	--	8	--	--
Austin M. Longmore	189	26	5105	27	19.5	244	657	281	768	17	10	--	6	3	--
Michael G. Marcellus	192	23	5189	27	19.0	245	644	275	734	17	10	--	5	4	--

13 - Auto Central

Name	Avg	HDCP	Pins	Gms	Points	High	High	HDCP	HDCP	0's	200's	250's	0's	600's	700's
					Won	Game	Sers	Game	Sers						
Bob Cherry	106	109	2871	27	24.0	142	394	253	727	27	--	--	9	--	--
Bob J. Hunt	131	84	2766	21	8.0	162	433	250	697	21	--	--	7	--	--
Chris C. Hunt	171	44	1028	6	3.0	212	528	251	645	4	2	--	2	--	--
Mark A. Woodside	147	68	2657	18	16.0	189	498	261	714	18	--	--	6	--	--
Chris L. Stapleton	162	53	4388	27	12.0	224	557	278	731	24	3	--	9	--	--
Kevin L. Moriarty	175	40	4745	27	10.0	215	621	260	753	19	8	--	8	1	--
John L. Krotz	bk176	39	571	3	2.0	236	571	275	688	2	1	--	1	--	--

14 - Jack Lederman Co.

Name	Avg	HDCP	Pins	Gms	Points	High	High	HDCP	HDCP	0's	200's	250's	0's	600's	700's
					Won	Game	Sers	Game	Sers						
Ron J. Studnicka	152	63	3649	24	13.0	200	504	266	702	23	1	--	8	--	--
Eric R. Zikmund	191	24	2303	12	6.0	255	659	282	740	6	5	1	3	1	--
Trevor D. Hibberd	174	41	4718	27	21.5	264	567	317	726	21	5	1	9	--	--
Leroy H. Hoss	145	70	3928	27	16.0	193	460	258	662	27	--	--	9	--	--
David D. Hibberd	181	34	3261	18	9.0	247	602	281	704	13	5	--	5	1	--
Jarod D. Zikmund	213	2	4475	21	15.5	279	695	293	737	7	10	4	2	5	--

**Temporary Substitutes**

Name	Avg	HDCP	Pins	Gms	Points Won	High Game	High Sers	HDCP Game	HDCP Sers	0's	200's	250's	0's	600's	700's
Keith A. Albright	205	10	615	3	2.0	227	615	237	645	1	2	--	--	1	--
Carson M. Hemmer	137	78	824	6	3.0	169	417	245	645	6	--	--	2	--	--
Doug Houtz	168	47	1517	9	7.0	201	561	247	699	8	1	--	3	--	--
Dave Jamrog	bk148	67	494	3	3.0	193	494	260	695	3	--	--	1	--	--
Ethan M. Mizner	161	54	484	3	1.0	166	484	220	646	3	--	--	1	--	--
Greg A. Pettit	bk199	16	628	3	3.0	226	628	242	676	--	3	--	--	1	--
Richard M. Serr	bk161	54	524	3	4.0	195	524	249	686	3	--	--	1	--	--
Devon L. Smith	bk184	31	1111	6	1.5	212	569	243	662	5	1	--	2	--	--

**High Individual Match Points**

29 Javan Clement	25.5	Anthony Eigenberg	25 Cory Waddell	24 Bob Cherry
23 Lane Riffey	22	Jeremy Dalland	22 Mike Brown	21.5 Trevor Hibberd
21 Larry Harrington	20	Tyler Mizner	20 Brandon Conyers	20 Brandon Clement
20 Jason Feddersen	19.5	Austin Longmore	19 Michael Marcellus	19 Ryan Walton

**Individual High Averages**

227.83 Jason Feddersen	226.92 Jeremy Dalland	216.41 Jared Samuelson	213.10 Jarod Zikmund
210.05 Justin Swaneck	207.19 Anthony Eigenberg	204.59 Chuck Brisbin	204.33 Carter Hollis
196.74 Ryan Walton	196.17 Kurt Schmidt	192.19 Michael Marcellus	190.67 Tom Richmond
190.17 Cory Waddell	189.76 Mike Brown	189.42 Josh Krolikowski	189.07 Austin Longmore
185.93 Jeff Fruhling	185.83 Kevin Wise	185.00 Scott Bauer	182.58 Tyler Mizner

**Most Improved Average**

115 to 119.67 = +4.67 Brooks Paul	157 to 161.13 = +4.13 Javan Clement
201 to 204.59 = +3.59 Chuck Brisbin	213 to 216.41 = +3.41 Jared Samuelson
149 to 152.04 = +3.04 Ron Studnicka	114 to 116.92 = +2.92 John Paul
202 to 204.33 = +2.33 Carter Hollis	183 to 185.00 = +2.00 Scott Bauer
174 to 175.74 = +1.74 Kevin Moriarty	189 to 190.67 = +1.67 Tom Richmond

**Most Un-Improved Averages**

165 to 162.15 = -2.85 Craig Schutt	170 to 167.63 = -2.37 Justin Hodges
181 to 178.70 = -2.30 Shawn Mizner	199 to 196.74 = -2.26 Ryan Walton
229 to 226.92 = -2.08 Jeremy Dalland	188 to 185.93 = -2.07 Jeff Fruhling
174 to 172.25 = -1.75 Gary Hatcher	108 to 106.33 = -1.67 Bob Cherry
176 to 174.33 = -1.67 Cruz Evans	180 to 178.44 = -1.56 Jason Stubbs

# Classic 2024-25

## Big Apple Fun Center Reprint of Scores -- Week 9

### Lane 1 1 - Draw Team - Little Mexico Restaurant

Name	Old Avg	Old HDCP	-1-	-2-	-3-	Total	HDCP Total
			176	135	160	471	594
			144	128	<b>211</b>	483	<b>645</b>
			133	<b>144</b>	<b>130</b>	407	635
			155	125	<b>190</b>	470	587
			147	<b>164</b>	149	460	616
			====	====	====	====	====
Scratch Total			755	696	840	2291	2291
Handicap			262	262	262		786
Total			1017	958	<b>1102</b>	2291	3077

### Lane 2 7 - Peerless Machine Week 9 11/4/2024

Name	Old Avg	Old HDCP	-1-	-2-	-3-	Total	HDCP Total
Brooks D. Paul	119	96	111	<b>121</b>	<b>139</b>	371	<b>659</b>
John W. Paul	114	101	<b>137</b>	<b>93</b>	162	392	<b>695</b>
Alex J. Peden	143	72	<b>159</b>	<b>151</b>	<b>165</b>	475	<b>691</b>
Jake W. Peden	149	66	107	<b>189</b>	160	456	<b>654</b>
Cory D. Waddell	189	26	<b>185</b>	<b>207</b>	<b>191</b>	583	<b>661</b>
			====	====	====	====	====
Scratch Total			699	<b>761</b>	817	2277	2277
Handicap			361	361	361		1083
Total			<b>1060</b>	<b>1122</b>	<b>1178</b>	2277	<b>3360</b>
Team Points Won			5.0	5.0	5.0	20.0	20.0
Match Points Won			3.0	5.0	3.0	16.0	16.0
Total Points Won			8.0	10.0	8.0	36.0	36.0

### Lane 3 11 - Cornhusker Ag/Rising Ag Week 9 11/4/2024

Name	Old Avg	Old HDCP	-1-	-2-	-3-	Total	HDCP Total
Carson M. Hemmer	139	76	112	159	<b>136</b>	407	635
Hewitt P. Moyer	166	49	<b>183</b>	<b>200</b>	<b>179</b>	562	<b>709</b>
Danny Jeffryes	183	32	187	168	139	494	590
Carter R. Hollis	202	13	193	<b>184</b>	<b>267</b>	644	<b>683</b>
Jared J. Samuelson	214	1	<b>267</b>	183	234	684	687
			====	====	====	====	====
Scratch Total			<b>942</b>	<b>894</b>	<b>955</b>	2791	2791
Handicap			171	171	171		513
Total			1113	1065	<b>1126</b>	2791	3304
Team Points Won			0.0	0.0	5.0	5.0	5.0
Match Points Won			2.0	2.0	3.0	9.0	9.0
Total Points Won			2.0	2.0	8.0	14.0	14.0

### Lane 4 13 - Auto Central Week 9 11/4/2024

Name	Old Avg	Old HDCP	-1-	-2-	-3-	Total	HDCP Total
Bob Cherry	105	110	<b>115</b>	<b>130</b>	87	332	<b>662</b>
Bob J. Hunt	130	85	146	147	124	417	672
Mark A. Woodside	143	72	<b>189</b>	<b>142</b>	<b>167</b>	498	<b>714</b>
Chris L. Stapleton	163	52	<b>175</b>	134	157	466	622
Kevin L. Moriarty	171	44	200	<b>215</b>	<b>206</b>	621	<b>753</b>
			====	====	====	====	====
Scratch Total			825	768	741	2334	2334
Handicap			363	363	363		1089
Total			<b>1188</b>	<b>1131</b>	1104	2334	<b>3423</b>
Team Points Won			5.0	5.0	0.0	15.0	15.0
Match Points Won			3.0	3.0	2.0	11.0	11.0
Total Points Won			8.0	8.0	2.0	26.0	26.0

### Lane 5 3 - Kirkland Siding Week 9 11/4/2024

Name	Old Avg	Old HDCP	-1-	-2-	-3-	Total	HDCP Total
Bill Kirkland	156	59	<b>168</b>	134	<b>180</b>	482	<b>659</b>
Conan R. Gifford	148	67	135	137	<b>187</b>	459	<b>660</b>
Larry L. Harrington	155	60	<b>178</b>	<b>160</b>	<b>149</b>	487	<b>667</b>
Brad M. Olson	bk185	30	<b>192</b>	200	<b>200</b>	592	<b>682</b>
Lane E. Riffey	173	42	146	146	<b>199</b>	491	<b>617</b>
			====	====	====	====	====
Scratch Total			819	777	<b>915</b>	2511	2511
Handicap			258	258	258		774
Total			1077	1035	<b>1173</b>	2511	<b>3285</b>
Team Points Won			0.0	0.0	5.0	10.0	10.0
Match Points Won			3.0	1.0	5.0	14.0	14.0
Total Points Won			3.0	1.0	10.0	24.0	24.0

### Lane 6 12 - Common Cents Bookkeeping Week 9 11/4/2024

Name	Old Avg	Old HDCP	-1-	-2-	-3-	Total	HDCP Total
Ethan M. Mizner	161	54	166	<b>157</b>	161	484	646
Justin M. Hodges	168	47	<b>171</b>	<b>173</b>	135	479	620
Shawn E. Mizner	178	37	200	173	167	540	651
Austin M. Longmore	189	26	160	<b>213</b>	191	564	642
Michael G. Marcellus	194	21	<b>196</b>	<b>180</b>	156	532	595
			====	====	====	====	====
Scratch Total			<b>893</b>	<b>896</b>	810	2599	2599
Handicap			185	185	185		555
Total			<b>1078</b>	<b>1081</b>	995	2599	3154
Team Points Won			5.0	5.0	0.0	10.0	10.0
Match Points Won			2.0	4.0	0.0	6.0	6.0
Total Points Won			7.0	9.0	0.0	16.0	16.0

Classic 2024-25

Lane 7 6 - Sorensen Group Week 9 11/4/2024

Name	Old Avg	Old HDCP	-1-	-2-	-3-	Total	HDCP Total
Doug Giles	177	38	190	167	194	551	665
Chris R. Lytle	176	39	157	167	173	497	614
Jeff A. Fruhling	185	30	201	179	187	567	657
Josh K. Krolkowski	190	25	160	178	217	555	630
Jeremy J. Dalland	229	0	213	180	238	631	631
			====	====	====	====	====
Scratch Total			921	871	1009	2801	2801
Handicap			132	132	132		396
Total			1053	1003	1141	2801	3197
Team Points Won			0.0	0.0	5.0	5.0	5.0
Match Points Won			2.0	1.0	3.0	8.0	8.0
Total Points Won			2.0	1.0	8.0	13.0	13.0

Lane 8 14 - Jack Lederman Co. Week 9 11/4/2024

Name	Old Avg	Old HDCP	-1-	-2-	-3-	Total	HDCP Total
Ron J. Studnicka	149	66	200	142	162	504	702
Trevor D. Hibberd	175	40	139	203	173	515	635
Leroy H. Hoss	145	70	146	158	132	436	646
Doug Houtz	bk169	46	190	170	201	561	699
Eric R. Zikmund	193	22	203	155	206	564	630
			====	====	====	====	====
Scratch Total			878	828	874	2580	2580
Handicap			244	244	244		732
Total			1122	1072	1118	2580	3312
Team Points Won			5.0	5.0	0.0	15.0	15.0
Match Points Won			3.0	4.0	2.0	12.0	12.0
Total Points Won			8.0	9.0	2.0	27.0	27.0

Lane 9 5 - Super Cool Unnamed Team Week 9 11/4/2024

Name	Old Avg	Old HDCP	-1-	-2-	-3-	Total	HDCP Total
Tom Richmond	189	26	159	182	258	599	677
Jason D. Stubbs	177	38	145	193	215	553	667
Scott A. Bauer	183	32	168	201	215	584	680
Ryan E. Walton	195	20	183	230	215	628	688
Chuck M. Brisbin	202	13	227	227	203	657	696
			====	====	====	====	====
Scratch Total			882	1033	1106	3021	3021
Handicap			129	129	129		387
Total			1011	1162	1235	3021	3408
Team Points Won			0.0	5.0	5.0	15.0	15.0
Match Points Won			2.0	4.0	5.0	15.0	15.0
Total Points Won			2.0	9.0	10.0	30.0	30.0

Lane 10 2 - Kennedy Arborcare Week 9 11/4/2024

Name	Old Avg	Old HDCP	-1-	-2-	-3-	Total	HDCP Total
Masato M. Sugita	178	37	192	197	185	574	685
Matthew J. Doerr	133	82	134	111	135	380	626
Andrew J. Kennedy	135	80	111	145	148	404	644
Mike McCollough	bk156	59	107	146	150	403	580
Brandon M. Conyers	177	38	224	157	162	543	657
			====	====	====	====	====
Scratch Total			768	756	780	2304	2304
Handicap			296	296	296		888
Total			1064	1052	1076	2304	3192
Team Points Won			5.0	0.0	0.0	5.0	5.0
Match Points Won			3.0	1.0	0.0	5.0	5.0
Total Points Won			8.0	1.0	0.0	10.0	10.0

Lane 11 9 - AB Service & Repair Week 9 11/4/2024

Name	Old Avg	Old HDCP	-1-	-2-	-3-	Total	HDCP Total
Mike Brown	187	28	242	179	194	615	699
Sean A. McBride	142	73	162	132	125	419	638
Cody D. Bristow	153	62	158	152	143	453	639
Kurt L. Schmidt	197	18	203	169	192	564	618
Dan Schmidt	204	11	201	201	200	602	635
			====	====	====	====	====
Scratch Total			966	833	854	2653	2653
Handicap			192	192	192		576
Total			1158	1025	1046	2653	3229
Team Points Won			5.0	5.0	0.0	15.0	15.0
Match Points Won			5.0	3.0	2.0	14.0	14.0
Total Points Won			10.0	8.0	2.0	29.0	29.0

Lane 12 4 - Little Mexico Restaurant Week 9 11/4/2024

Name	Old Avg	Old HDCP	-1-	-2-	-3-	Total	HDCP Total
Nathan Banks	174	41	176	135	160	471	594
Trevor A. Roberts	161	54	144	128	211	483	645
Quintn S. Holliday	139	76	133	144	130	407	635
Cruz A. Evans	176	39	155	125	190	470	587
Craig A. Schutt	163	52	147	164	149	460	616
			====	====	====	====	====
Scratch Total			755	696	840	2291	2291
Handicap			262	262	262		786
Total			1017	958	1102	2291	3077
Team Points Won			0.0	0.0	5.0	5.0	5.0
Match Points Won			0.0	2.0	3.0	6.0	6.0
Total Points Won			0.0	2.0	8.0	11.0	11.0

Classic 2024-25

Lane 13 10 - Wii Bowling World Champs Week 9 11/4/2024

Name	Old Avg	Old HDCP	-1-	-2-	-3-	Total	HDCP Total
Jacob D. Roth	96	119	124	112	102	338	695
Scott A. Feddersen	bk152	63	157	192	167	516	705
Javan D. Clement	157	58	200	147	217	564	738
Anthony C. Eigenberg	205	10	225	204	227	656	686
Jason S. Feddersen	229	0	246	218	191	655	655
			====	====	====	====	====
Scratch Total			952	873	904	2729	2729
Handicap			250	250	250		750
Total			1202	1123	1154	2729	3479
Team Points Won			5.0	5.0	5.0	20.0	20.0
Match Points Won			4.0	4.0	3.0	15.0	15.0
Total Points Won			9.0	9.0	8.0	35.0	35.0

Lane 14 8 - West Week 9 11/4/2024

Name	Old Avg	Old HDCP	-1-	-2-	-3-	Total	HDCP Total
Bob Stevens	153	62	151	130	177	458	644
Johnny L. Nikkila	163	52	177	151	165	493	649
Ivan D. Stones	169	46	157	137	146	440	578
Gary D. Hatcher	174	41	140	168	155	463	586
Gordon E. Thiessen	bk213	2	234	225	279	738	744
			====	====	====	====	====
Scratch Total			859	811	922	2592	2592
Handicap			203	203	203		609
Total			1062	1014	1125	2592	3201
Team Points Won			0.0	0.0	0.0	0.0	0.0
Match Points Won			1.0	1.0	2.0	5.0	5.0
Total Points Won			1.0	1.0	2.0	5.0	5.0



# Classic 2024-25

## Big Apple Fun Center

Note: This report includes information through November 4 which is Week 9 of 32

### Match Points Won (This Week) -- Week 9

Lane 1 1 - Draw Team-Little Mexico Restaurant Week 9 11/4/2024							
Name	Last Wk Won	Last Wk Lost	HDCP -1-	HDCP -2-	HDCP -3-	HDCP Total	
			217	176	201	594	
			198	182	<b>265</b>	<b>645</b>	
			209	<b>220</b>	<b>206</b>	635	
			194	164	<b>229</b>	587	
			199	<b>216</b>	201	616	
=====							
Scratch Total			755	696	840	2291	
Handicap			262	262	262	786	
Total			1017	958	<b>1102</b>	3077	

Lane 2 7 - Peerless Machine Week 9 11/4/2024							
Name	Last Wk Won	Last Wk Lost	HDCP -1-	HDCP -2-	HDCP -3-	HDCP Total	
Brooks D. Paul	3.0	1.0	207	<b>217</b>	<b>235</b>	<b>659</b>	
John W. Paul	3.0	1.0	<b>238</b>	<b>194</b>	263	<b>695</b>	
Alex J. Peden	4.0		<b>231</b>	<b>223</b>	<b>237</b>	<b>691</b>	
Jake W. Peden	2.0	2.0	173	<b>255</b>	226	<b>654</b>	
Cory D. Waddell	4.0		<b>211</b>	<b>233</b>	<b>217</b>	<b>661</b>	
=====							
Scratch Total			699	<b>761</b>	817	2277	
Handicap			361	361	361	1083	
Total			<b>1060</b>	<b>1122</b>	<b>1178</b>	<b>3360</b>	
Team Points Won			5.0	5.0	5.0	20.0	
Match Points Won			3.0	5.0	3.0	16.0	
Total Points Won			8.0	10.0	8.0	36.0	

Lane 3 11 - Cornhusker Ag/Rising Ag Week 9 11/4/2024							
Name	Last Wk Won	Last Wk Lost	HDCP -1-	HDCP -2-	HDCP -3-	HDCP Total	
Carson M. Hemmer	1.0	3.0	188	235	<b>212</b>	635	
Hewitt P. Moyer	4.0		<b>232</b>	<b>249</b>	<b>228</b>	<b>709</b>	
Danny Jeffryes		4.0	219	200	171	590	
Carter R. Hollis	3.0	1.0	206	<b>197</b>	<b>280</b>	<b>683</b>	
Jared J. Samuelson	1.0	3.0	<b>268</b>	184	235	687	
=====							
Scratch Total			<b>942</b>	<b>894</b>	<b>955</b>	<b>2791</b>	
Handicap			171	171	171	513	
Total			1113	1065	<b>1126</b>	3304	
Team Points Won			0.0	0.0	5.0	5.0	
Match Points Won			2.0	2.0	3.0	9.0	
Total Points Won			2.0	2.0	8.0	14.0	

Lane 4 13 - Auto Central Week 9 11/4/2024							
Name	Last Wk Won	Last Wk Lost	HDCP -1-	HDCP -2-	HDCP -3-	HDCP Total	
Bob Cherry	3.0	1.0	<b>225</b>	<b>240</b>	197	<b>662</b>	
Bob J. Hunt		4.0	231	232	209	672	
Mark A. Woodside	4.0		<b>261</b>	<b>214</b>	<b>239</b>	<b>714</b>	
Chris L. Stapleton	1.0	3.0	<b>227</b>	186	209	622	
Kevin L. Moriarty	3.0	1.0	244	<b>259</b>	<b>250</b>	<b>753</b>	
=====							
Scratch Total			825	768	741	2334	
Handicap			363	363	363	1089	
Total			<b>1188</b>	<b>1131</b>	<b>1104</b>	<b>3423</b>	
Team Points Won			5.0	5.0	0.0	15.0	
Match Points Won			3.0	3.0	2.0	11.0	
Total Points Won			8.0	8.0	2.0	26.0	

Lane 5 3 - Kirkland Siding Week 9 11/4/2024							
Name	Last Wk Won	Last Wk Lost	HDCP -1-	HDCP -2-	HDCP -3-	HDCP Total	
Bill Kirkland	3.0	1.0	<b>227</b>	193	<b>239</b>	<b>659</b>	
Conan R. Gifford	2.0	2.0	202	204	<b>254</b>	<b>660</b>	
Larry L. Harrington	4.0		<b>238</b>	<b>220</b>	<b>209</b>	<b>667</b>	
Brad M. Olson	3.0	1.0	<b>222</b>	230	<b>230</b>	<b>682</b>	
Lane E. Riffey	2.0	2.0	188	188	<b>241</b>	<b>617</b>	
=====							
Scratch Total			819	777	<b>915</b>	2511	
Handicap			258	258	258	774	
Total			1077	1035	<b>1173</b>	<b>3285</b>	
Team Points Won			0.0	0.0	5.0	10.0	
Match Points Won			3.0	1.0	5.0	14.0	
Total Points Won			3.0	1.0	10.0	24.0	

Lane 6 12 - Common Cents Bookkeeping Week 9 11/4/2024							
Name	Last Wk Won	Last Wk Lost	HDCP -1-	HDCP -2-	HDCP -3-	HDCP Total	
Ethan M. Mizner	1.0	3.0	220	<b>211</b>	215	646	
Justin M. Hodges	2.0	2.0	<b>218</b>	<b>220</b>	182	620	
Shawn E. Mizner		4.0	237	210	204	651	
Austin M. Longmore	1.0	3.0	186	<b>239</b>	217	642	
Michael G. Marcellus	2.0	2.0	<b>217</b>	<b>201</b>	177	595	
=====							
Scratch Total			<b>893</b>	<b>896</b>	810	<b>2599</b>	
Handicap			185	185	185	555	
Total			<b>1078</b>	<b>1081</b>	995	3154	
Team Points Won			5.0	5.0	0.0	10.0	
Match Points Won			2.0	4.0	0.0	6.0	
Total Points Won			7.0	9.0	0.0	16.0	

Note: This report includes information through November 4 which is Week 9 of 32

**Lane 7 6 - Sorensen Group** Week 9 11/4/2024

Name	Last Wk Won	Last Wk Lost	HDCP -1-	HDCP -2-	HDCP -3-	HDCP Total
Doug Giles	1.0	3.0	228	205	<b>232</b>	665
Chris R. Lytle	1.0	3.0	<b>196</b>	206	212	614
Jeff A. Fruhling	3.0	1.0	<b>231</b>	209	<b>217</b>	<b>657</b>
Josh K. Krolikowski		4.0	185	203	242	630
Jeremy J. Dalland	3.0	1.0	213	<b>180</b>	<b>238</b>	<b>631</b>
=====						
Scratch Total			<b>921</b>	<b>871</b>	<b>1009</b>	<b>2801</b>
Handicap			132	132	132	396
Total			1053	1003	<b>1141</b>	3197
Team Points Won			0.0	0.0	5.0	5.0
Match Points Won			2.0	1.0	3.0	8.0
Total Points Won			2.0	1.0	8.0	13.0

**Lane 8 14 - Jack Lederman Co.** Week 9 11/4/2024

Name	Last Wk Won	Last Wk Lost	HDCP -1-	HDCP -2-	HDCP -3-	HDCP Total
Ron J. Studnicka	3.0	1.0	<b>266</b>	<b>208</b>	228	<b>702</b>
Trevor D. Hibberd	3.0	1.0	179	<b>243</b>	<b>213</b>	<b>635</b>
Leroy H. Hoss	1.0	3.0	216	<b>228</b>	202	646
Doug Houtz	4.0		<b>236</b>	<b>216</b>	<b>247</b>	<b>699</b>
Eric R. Zikmund	1.0	3.0	<b>225</b>	177	228	630
=====						
Scratch Total			878	828	874	2580
Handicap			244	244	244	732
Total			<b>1122</b>	<b>1072</b>	1118	<b>3312</b>
Team Points Won			5.0	5.0	0.0	15.0
Match Points Won			3.0	4.0	2.0	12.0
Total Points Won			8.0	9.0	2.0	27.0

**Lane 9 5 - Super Cool Unnamed Team** Week 9 11/4/2024

Name	Last Wk Won	Last Wk Lost	HDCP -1-	HDCP -2-	HDCP -3-	HDCP Total
Tom Richmond	1.0	3.0	185	208	<b>284</b>	677
Jason D. Stubbs	3.0	1.0	183	<b>231</b>	<b>253</b>	<b>667</b>
Scott A. Bauer	4.0		<b>200</b>	<b>233</b>	<b>247</b>	<b>680</b>
Ryan E. Walton	4.0		<b>203</b>	<b>250</b>	<b>235</b>	<b>688</b>
Chuck M. Brisbin	3.0	1.0	240	<b>240</b>	<b>216</b>	<b>696</b>
=====						
Scratch Total			<b>882</b>	<b>1033</b>	<b>1106</b>	<b>3021</b>
Handicap			129	129	129	387
Total			1011	<b>1162</b>	<b>1235</b>	<b>3408</b>
Team Points Won			0.0	5.0	5.0	15.0
Match Points Won			2.0	4.0	5.0	15.0
Total Points Won			2.0	9.0	10.0	30.0

**Lane 10 2 - Kennedy Arborcare** Week 9 11/4/2024

Name	Last Wk Won	Last Wk Lost	HDCP -1-	HDCP -2-	HDCP -3-	HDCP Total
Masato M. Sugita	3.0	1.0	<b>229</b>	<b>234</b>	222	<b>685</b>
Matthew J. Doerr	1.0	3.0	<b>216</b>	193	217	626
Andrew J. Kennedy	4.0		191	225	228	644
Mike McCollough	4.0		166	205	209	580
Brandon M. Conyers	1.0	3.0	<b>262</b>	195	200	657
=====						
Scratch Total			768	756	780	2304
Handicap			296	296	296	888
Total			<b>1064</b>	1052	1076	3192
Team Points Won			5.0	0.0	0.0	5.0
Match Points Won			3.0	1.0	0.0	5.0
Total Points Won			8.0	1.0	0.0	10.0

**Lane 11 9 - AB Service & Repair** Week 9 11/4/2024

Name	Last Wk Won	Last Wk Lost	HDCP -1-	HDCP -2-	HDCP -3-	HDCP Total
Mike Brown	4.0		<b>270</b>	<b>207</b>	<b>222</b>	<b>699</b>
Sean A. McBride	2.0	2.0	<b>235</b>	<b>205</b>	198	638
Cody D. Bristow	2.0	2.0	<b>220</b>	214	205	<b>639</b>
Kurt L. Schmidt	3.0	1.0	<b>221</b>	<b>187</b>	210	<b>618</b>
Dan Schmidt	3.0	1.0	<b>212</b>	212	<b>211</b>	<b>635</b>
=====						
Scratch Total			<b>966</b>	<b>833</b>	<b>854</b>	<b>2653</b>
Handicap			192	192	192	576
Total			<b>1158</b>	<b>1025</b>	1046	<b>3229</b>
Team Points Won			5.0	5.0	0.0	15.0
Match Points Won			5.0	3.0	2.0	14.0
Total Points Won			10.0	8.0	2.0	29.0

**Lane 12 4 - Little Mexico Restaurant** Week 9 11/4/2024

Name	Last Wk Won	Last Wk Lost	HDCP -1-	HDCP -2-	HDCP -3-	HDCP Total
Nathan Banks		4.0	217	176	201	594
Trevor A. Roberts	2.0	2.0	198	182	<b>265</b>	<b>645</b>
Quintn S. Holliday	2.0	2.0	209	<b>220</b>	<b>206</b>	635
Cruz A. Evans	1.0	3.0	194	164	<b>229</b>	587
Craig A. Schutt	1.0	3.0	199	<b>216</b>	201	616
=====						
Scratch Total			755	696	840	2291
Handicap			262	262	262	786
Total			1017	958	<b>1102</b>	3077
Team Points Won			0.0	0.0	5.0	5.0
Match Points Won			0.0	2.0	3.0	6.0
Total Points Won			0.0	2.0	8.0	11.0

**Lane 13 10 - Wii Bowling World Champs** Week 9 11/4/2024

Name	Last Wk Won	Last Wk Lost	HDCP -1-	HDCP -2-	HDCP -3-	HDCP Total
Jacob D. Roth	3.0	1.0	<b>243</b>	<b>231</b>	221	<b>695</b>
Scott A. Feddersen	3.0	1.0	220	<b>255</b>	<b>230</b>	<b>705</b>
Javan D. Clement	4.0		<b>258</b>	<b>205</b>	<b>275</b>	<b>738</b>
Anthony C. Eigenberg	4.0		<b>235</b>	<b>214</b>	<b>237</b>	<b>686</b>
Jason S. Feddersen	1.0	3.0	<b>246</b>	218	191	655
=====						
Scratch Total			<b>952</b>	<b>873</b>	904	<b>2729</b>
Handicap			250	250	250	750
Total			<b>1202</b>	<b>1123</b>	<b>1154</b>	<b>3479</b>
Team Points Won			5.0	5.0	5.0	20.0
Match Points Won			4.0	4.0	3.0	15.0
Total Points Won			9.0	9.0	8.0	35.0

**Lane 14 8 - West** Week 9 11/4/2024

Name	Last Wk Won	Last Wk Lost	HDCP -1-	HDCP -2-	HDCP -3-	HDCP Total
Bob Stevens	1.0	3.0	213	192	<b>239</b>	644
Johnny L. Nikkila	1.0	3.0	<b>229</b>	203	217	649
Ivan D. Stones	4.0		203	183	192	578
Gary D. Hatcher	4.0		181	209	196	586
Gordon E. Thiessen	3.0	1.0	236	<b>227</b>	<b>281</b>	<b>744</b>
=====						
Scratch Total			859	811	<b>922</b>	2592
Handicap			203	203	203	609
Total			1062	1014	1125	3201
Team Points Won			0.0	0.0	0.0	0.0
Match Points Won			1.0	1.0	2.0	5.0
Total Points Won			1.0	1.0	2.0	5.0

# Classic 2024-25

## Big Apple Fun Center

\* Bowlers listed must have a minimum of 1 games.

### Match Points Won (Total for Year)

Name	Points	Points	%Won	Avg	Gms	Name	Points	Points	%Won	Avg	Gms
	Won	Lost					Won	Lost			
Javan D. Clement	29.0	3.0	90.63%	161	24	Ron J. Studnicka	13.0	19.0	40.63%	152	24
Anthony C. Eigenberg	25.5	10.5	70.83%	207	27	Jared J. Samuelson	13.0	23.0	36.11%	216	27
Cory D. Waddell	25.0	7.0	78.13%	190	24	Matthew J. Doerr	13.0	15.0	46.43%	132	21
Bob Cherry	24.0	12.0	66.67%	106	27	Shawn E. Mizner	12.5	23.5	34.72%	178	27
Lane E. Riffey	23.0	13.0	63.89%	172	27	Chris L. Stapleton	12.0	24.0	33.33%	162	27
Jeremy J. Dalland	22.0	10.0	68.75%	226	24	Nathan Banks	12.0	12.0	50.00%	171	18
Mike Brown	22.0	10.0	68.75%	189	21	Craig A. Schutt	11.5	24.5	31.94%	162	27
Trevor D. Hibberd	21.5	14.5	59.72%	174	27	Carter R. Hollis	11.5	20.5	35.94%	204	24
Larry L. Harrington	21.0	15.0	58.33%	156	24	Trevor A. Roberts	11.0	9.0	55.00%	161	15
Tyler L. Mizner	20.0	12.0	62.50%	182	24	Blake R. Bogus	11.0	13.0	45.83%	132	18
Brandon M. Conyers	20.0	16.0	55.56%	177	24	Hewitt P. Moyer	11.0	13.0	45.83%	169	18
Brandon J. Clement	20.0	8.0	71.43%	141	21	Logan J. Albright	10.0	6.0	62.50%	187	12
Jason S. Feddersen	20.0	12.0	62.50%	227	24	Gary D. Hatcher	10.0	22.0	31.25%	172	24
Austin M. Longmore	19.5	16.5	54.17%	189	27	Josh K. Krolikowski	10.0	22.0	31.25%	189	24
Michael G. Marcellus	19.0	17.0	52.78%	192	27	Kevin L. Moriarty	10.0	26.0	27.78%	175	27
Ryan E. Walton	19.0	17.0	52.78%	196	27	Scott A. Feddersen	9.0	7.0	56.25%	157	12
Justin M. Hodges	18.5	17.5	51.39%	167	27	Brad M. Olson	9.0	3.0	75.00%	203	9
Bob Stevens	18.0	18.0	50.00%	153	27	David D. Hibberd	9.0	15.0	37.50%	181	18
John W. Paul	18.0	14.0	56.25%	116	24	Bob J. Hunt	8.0	20.0	28.57%	131	21
Masato M. Sugita	18.0	18.0	50.00%	180	27	Danny Jeffryes	8.0	8.0	50.00%	178	12
Jacob D. Roth	18.0	10.0	64.29%	98	21	Dan Schmidt	7.5	16.5	31.25%	203	15
Jason D. Stubbs	17.5	18.5	48.61%	178	27	Tom Richmond	7.0	25.0	21.88%	190	24
Doug Giles	17.0	19.0	47.22%	178	27	Doug Houtz	7.0	5.0	58.33%	168	9
Conan R. Gifford	17.0	19.0	47.22%	149	27	Nolan P. Parr	6.5	9.5	40.63%	131	12
Bobby Turner Jr	17.0	7.0	70.83%	176	18	Mike McCollough	6.0	6.0	50.00%	153	9
Chuck M. Brisbin	17.0	19.0	47.22%	204	27	Eric R. Zikmund	6.0	10.0	37.50%	191	12
Jeff A. Fruhling	17.0	19.0	47.22%	185	27	Matt W. Morrow	6.0	2.0	75.00%	bk182	6
Cruz A. Evans	17.0	15.0	53.13%	174	24	Jacob M. Rodriguez	5.0	7.0	41.67%	102	9
Bill Kirkland	17.0	19.0	47.22%	157	27	Richard M. Serr	4.0		100.00%	bk161	3
Brooks D. Paul	16.5	19.5	45.83%	119	27	Gordon E. Thiessen	4.0	4.0	50.00%	bk213	6
Ivan D. Stones	16.0	20.0	44.44%	167	27	Eric R. Bedke	4.0		100.00%	206	3
Scott A. Bauer	16.0	16.0	50.00%	185	24	Tom Soderholm	4.0	4.0	50.00%	bk188	6
Alex J. Peden	16.0	20.0	44.44%	144	27	Todd M. Mathews	4.0		100.00%	bk205	3
Jake W. Peden	16.0	12.0	57.14%	150	21	Greg A. Pettit	3.0	1.0	75.00%	bk199	3
Mark A. Woodside	16.0	12.0	57.14%	147	18	Jerry Schmitz	3.0	5.0	37.50%	bk187	6
Leroy H. Hoss	16.0	20.0	44.44%	145	27	Brent E. Hollis	3.0	1.0	75.00%	141	3
Jarod D. Zikmund	15.5	12.5	55.36%	213	21	Chris C. Hunt	3.0	5.0	37.50%	171	6
Johnny L. Nikkila	15.0	17.0	46.88%	163	24	Carson M. Hemmer	3.0	5.0	37.50%	137	6
Justin R. Swaneck	15.0	13.0	53.57%	210	21	Dave Jamrog	3.0	1.0	75.00%	bk148	3
Sean A. McBride	15.0	21.0	41.67%	142	27	Scott A. Asay	2.0	14.0	12.50%	128	12
Kurt L. Schmidt	15.0	17.0	46.88%	196	24	John L. Krotz	2.0	2.0	50.00%	bk176	3
Doug Samuelson	15.0	13.0	53.57%	134	21	Keith A. Albright	2.0	2.0	50.00%	205	3
Chris R. Lytle	14.5	9.5	60.42%	175	18	Devon L. Smith	1.5	6.5	18.75%	bk184	6
Quintn S. Holliday	14.0	22.0	38.89%	138	27	Tom McLeod	1.0	3.0	25.00%	bk184	3
Kevin L. Wise	14.0	18.0	43.75%	185	24	Ethan M. Mizner	1.0	3.0	25.00%	161	3
Cody D. Bristow	14.0	18.0	43.75%	153	24	Nate Grabenstein		4.0	0.00%	110	3
Andrew J. Kennedy	13.0	23.0	36.11%	135	24						

# Classic 2024-25

## Big Apple Fun Center

\* Bowlers listed must have a minimum of 1 games.

### Change in Average

Name	-----Old-----		Old Avg	---Average Change---			Total	---Average Change---			Weekly Over Avg Series Avg +/-	
	Pins	Games		-1-	-2-	-3-		New - Old	---> +/-			
Keith A. Albright	615	3	205				0	205.00	- 205.00	=	0.00	
Logan J. Albright	2246	12	bk187				0	187.17	- 187.17	=	0.00	
Scott A. Asay	1540	12	128				0	128.33	- 128.33	=	0.00	
Nathan Banks	2617	15	174	176	135	160	471	171.56	- 174.47	=	-2.91	471 - 522=-51
Scott A. Bauer	3856	21	183	<b>168</b>	<b>201</b>	<b>215</b>	584	185.00	- 183.62	=	1.38	584 - 549=35
Eric R. Bedke	618	3	206				0	206.00	- 206.00	=	0.00	
Blake R. Bogus	2378	18	132				0	132.11	- 132.11	=	0.00	
Chuck M. Brisbin	4867	24	202	227	<b>227</b>	<b>203</b>	657	204.59	- 202.79	=	1.80	657 - 606=51
Cody D. Bristow	3219	21	153	<b>158</b>	152	143	453	153.00	- 153.29	=	-0.29	453 - 459=-6
Mike Brown	3370	18	187	<b>242</b>	<b>179</b>	<b>194</b>	615	189.76	- 187.22	=	2.54	615 - 561=54
Bob Cherry	2539	24	105	<b>115</b>	<b>130</b>	87	332	106.33	- 105.79	=	0.54	332 - 315=17
Brandon J. Clement	2972	21	141				0	141.52	- 141.52	=	0.00	
Javan D. Clement	3303	21	157	<b>200</b>	<b>147</b>	<b>217</b>	564	161.13	- 157.29	=	3.84	564 - 471=93
Brandon M. Conyers	3722	21	177	<b>224</b>	157	162	543	177.71	- 177.24	=	0.47	543 - 531=12
Jeremy J. Dalland	4815	21	229	213	<b>180</b>	<b>238</b>	631	226.92	- 229.29	=	-2.37	631 - 687=-56
Matthew J. Doerr	2402	18	133	<b>134</b>	111	135	380	132.48	- 133.44	=	-0.97	380 - 399=-19
Anthony C. Eigenberg	4938	24	205	<b>225</b>	<b>204</b>	<b>227</b>	656	207.19	- 205.75	=	1.44	656 - 615=41
Cruz A. Evans	3714	21	176	155	125	<b>190</b>	470	174.33	- 176.86	=	-2.52	470 - 528=-58
Jason S. Feddersen	4813	21	229	<b>246</b>	218	191	655	227.83	- 229.19	=	-1.36	655 - 687=-32
Scott A. Feddersen	1371	9	bk152	157	<b>192</b>	<b>167</b>	516	157.25	- 152.33	=	4.92	516 - 456=60
Jeff A. Fruhling	4453	24	185	<b>201</b>	179	<b>187</b>	567	185.93	- 185.54	=	0.38	567 - 555=12
Conan R. Gifford	3575	24	148	135	137	<b>187</b>	459	149.41	- 148.96	=	0.45	459 - 444=15
Doug Giles	4259	24	177	190	167	<b>194</b>	551	178.15	- 177.46	=	0.69	551 - 531=20
Nate Grabenstein	332	3	110				0	110.67	- 110.67	=	0.00	
Larry L. Harrington	3261	21	155	<b>178</b>	<b>160</b>	<b>149</b>	487	156.17	- 155.29	=	0.88	487 - 465=22
Gary D. Hatcher	3671	21	174	140	168	155	463	172.25	- 174.81	=	-2.56	463 - 522=-59
Carson M. Hemmer	417	3	139	112	159	<b>136</b>	407	137.33	- 139.00	=	-1.67	407 - 417=-10
David D. Hibberd	3261	18	181				0	181.17	- 181.17	=	0.00	
Trevor D. Hibberd	4203	24	175	139	<b>203</b>	<b>173</b>	515	174.74	- 175.13	=	-0.38	515 - 525=-10
Justin M. Hodges	4047	24	168	<b>171</b>	<b>173</b>	135	479	167.63	- 168.63	=	-1.00	479 - 504=-25
Quintn S. Holliday	3345	24	139	133	<b>144</b>	<b>130</b>	407	138.96	- 139.38	=	-0.41	407 - 417=-10
Brent E. Hollis	425	3	141				0	141.67	- 141.67	=	0.00	
Carter R. Hollis	4260	21	202	193	<b>184</b>	<b>267</b>	644	204.33	- 202.86	=	1.48	644 - 606=38
Leroy H. Hoss	3492	24	145	146	<b>158</b>	132	436	145.48	- 145.50	=	-0.02	436 - 435=1
Doug Houtz	956	6	bk169	<b>190</b>	<b>170</b>	<b>201</b>	561	168.56	- 159.33	=	9.22	561 - 507=54
Bob J. Hunt	2349	18	130	146	147	124	417	131.71	- 130.50	=	1.21	417 - 390=27
Chris C. Hunt	1028	6	171				0	171.33	- 171.33	=	0.00	

Classic 2024-25

Name	-----Old-----		Old	---Average Change---					Weekly Over Avg
	Pins	Games	Avg	-1-	-2-	-3-	Total	New - Old ---> +/-	Series Avg +/-
Dave Jamrog	494	3	bk148				0	164.67 - 164.67 = 0.00	
Danny Jeffryes	1652	9	183	187	168	139	494	178.83 - 183.56 = -4.72	494 - 549=-55
Andrew J. Kennedy	2853	21	135	111	145	148	404	135.71 - 135.86 = -0.15	404 - 405=-1
Bill Kirkland	3762	24	156	<b>168</b>	134	<b>180</b>	482	157.19 - 156.75 = 0.44	482 - 468=14
Josh K. Krolkowski	3991	21	190	160	178	217	555	189.42 - 190.05 = -0.63	555 - 570=-15
John L. Krotz	571	3	bk176				0	190.33 - 190.33 = 0.00	
Austin M. Longmore	4541	24	189	160	<b>213</b>	191	564	189.07 - 189.21 = -0.13	564 - 567=-3
Chris R. Lytle	2653	15	176	<b>157</b>	167	173	497	175.00 - 176.87 = -1.87	497 - 528=-31
Michael G. Marcellus	4657	24	194	<b>196</b>	<b>180</b>	156	532	192.19 - 194.04 = -1.86	532 - 582=-50
Todd M. Mathews	715	3	bk205				0	238.33 - 238.33 = 0.00	
Sean A. McBride	3431	24	142	<b>162</b>	<b>132</b>	125	419	142.59 - 142.96 = -0.37	419 - 426=-7
Mike McCollough	979	6	bk156	107	146	150	403	153.56 - 163.17 = -9.61	403 - 468=-65
Tom McLeod	537	3	bk184				0	179.00 - 179.00 = 0.00	
Ethan M. Mizner	0	0	161	166	<b>157</b>	161	484	161.33 - 0.00 = 161.33	484 - 483=1
Shawn E. Mizner	4285	24	178	200	173	167	540	178.70 - 178.54 = 0.16	540 - 534=6
Tyler L. Mizner	4382	24	182				0	182.58 - 182.58 = 0.00	
Kevin L. Moriarty	4124	24	171	200	<b>215</b>	<b>206</b>	621	175.74 - 171.83 = 3.91	621 - 513=108
Matt W. Morrow	1039	6	bk182				0	173.17 - 173.17 = 0.00	
Hewitt P. Moyer	2491	15	166	<b>183</b>	<b>200</b>	<b>179</b>	562	169.61 - 166.07 = 3.54	562 - 498=64
Johnny L. Nikkila	3424	21	163	<b>177</b>	151	165	493	163.21 - 163.05 = 0.16	493 - 489=4
Brad M. Olson	1240	6	bk185	<b>192</b>	200	<b>200</b>	592	203.56 - 206.67 = -3.11	592 - 555=37
Nolan P. Parr	1572	12	131				0	131.00 - 131.00 = 0.00	
Brooks D. Paul	2860	24	119	111	<b>121</b>	<b>139</b>	371	119.67 - 119.17 = 0.50	371 - 357=14
John W. Paul	2414	21	114	<b>137</b>	<b>93</b>	162	392	116.92 - 114.95 = 1.96	392 - 342=50
Alex J. Peden	3435	24	143	<b>159</b>	<b>151</b>	<b>165</b>	475	144.81 - 143.13 = 1.69	475 - 429=46
Jake W. Peden	2694	18	149	107	<b>189</b>	160	456	150.00 - 149.67 = 0.33	456 - 447=9
Greg A. Pettit	628	3	bk199				0	209.33 - 209.33 = 0.00	
Tom Richmond	3977	21	189	159	182	<b>258</b>	599	190.67 - 189.38 = 1.29	599 - 567=32
Lane E. Riffey	4156	24	173	146	146	<b>199</b>	491	172.11 - 173.17 = -1.06	491 - 519=-28
Trevor A. Roberts	1940	12	161	144	128	<b>211</b>	483	161.53 - 161.67 = -0.13	483 - 483=0
Jacob M. Rodriguez	924	9	102				0	102.67 - 102.67 = 0.00	
Jacob D. Roth	1734	18	96	<b>124</b>	<b>112</b>	102	338	98.67 - 96.33 = 2.33	338 - 288=50
Doug Samuelson	2829	21	134				0	134.71 - 134.71 = 0.00	
Jared J. Samuelson	5159	24	214	<b>267</b>	183	234	684	216.41 - 214.96 = 1.45	684 - 642=42
Dan Schmidt	2457	12	204	<b>201</b>	201	<b>200</b>	602	203.93 - 204.75 = -0.82	602 - 612=-10
Kurt L. Schmidt	4144	21	197	<b>203</b>	<b>169</b>	192	564	196.17 - 197.33 = -1.17	564 - 591=-27
Jerry Schmitz	1036	6	bk187				0	172.67 - 172.67 = 0.00	
Craig A. Schutt	3918	24	163	147	<b>164</b>	149	460	162.15 - 163.25 = -1.10	460 - 489=-29
Richard M. Serr	524	3	bk161				0	174.67 - 174.67 = 0.00	
Devon L. Smith	1111	6	bk184				0	185.17 - 185.17 = 0.00	
Tom Soderholm	1147	6	bk188				0	191.17 - 191.17 = 0.00	

Classic 2024-25

Name	-----Old-----		Old					---Average Change---			Weekly Over Avg
	Pins	Games	Avg	-1-	-2-	-3-	Total	New - Old	---> +/-	Series Avg +/-	
Chris L. Stapleton	3922	24	163	<b>175</b>	134	157	466	162.52 - 163.42	= -0.90	466 - 489=-23	
Bob Stevens	3687	24	153	151	130	<b>177</b>	458	153.52 - 153.63	= -0.11	458 - 459=-1	
Ivan D. Stones	4075	24	169	157	137	146	440	167.22 - 169.79	= -2.57	440 - 507=-67	
Jason D. Stubbs	4265	24	177	145	<b>193</b>	<b>215</b>	553	178.44 - 177.71	= 0.74	553 - 531=22	
Ron J. Studnicka	3145	21	149	<b>200</b>	<b>142</b>	162	504	152.04 - 149.76	= 2.28	504 - 447=57	
Masato M. Sugita	4293	24	178	<b>192</b>	<b>197</b>	185	574	180.26 - 178.88	= 1.38	574 - 534=40	
Justin R. Swanek	4411	21	210				0	210.05 - 210.05	= 0.00		
Gordon E. Thiessen	617	3	bk213	234	<b>225</b>	<b>279</b>	738	225.83 - 205.67	= 20.17	738 - 639=99	
Bobby Turner Jr	3172	18	176				0	176.22 - 176.22	= 0.00		
Cory D. Waddell	3981	21	189	<b>185</b>	<b>207</b>	<b>191</b>	583	190.17 - 189.57	= 0.60	583 - 567=16	
Ryan E. Walton	4684	24	195	<b>183</b>	<b>230</b>	<b>215</b>	628	196.74 - 195.17	= 1.57	628 - 585=43	
Kevin L. Wise	4460	24	185				0	185.83 - 185.83	= 0.00		
Mark A. Woodside	2159	15	143	<b>189</b>	<b>142</b>	<b>167</b>	498	147.61 - 143.93	= 3.68	498 - 429=69	
Eric R. Zikmund	1739	9	193	<b>203</b>	155	206	564	191.92 - 193.22	= -1.31	564 - 579=-15	
Jarod D. Zikmund	4475	21	213				0	213.10 - 213.10	= 0.00		

# Classic 2024-25

## Big Apple Fun Center

\* Bowlers listed must have a minimum of 1 games.

### High Average Listing

	<u>Name</u>	<u>True Average</u>	<u>Pins</u>	<u>Gms</u>	<u>To Raise Avg +1</u>	<u>To Drop Avg -1</u>
1	Todd M. Mathews	238.33	715	3	719	712
2	Jason S. Feddersen	227.83	5468	24	688	660
3	Jeremy J. Dalland	226.92	5446	24	683	655
4	Gordon E. Thiessen	225.83	1355	6	679	669
5	Jared J. Samuelson	216.41	5843	27	667	636
6	Jarod D. Zikmund	213.10	4475	21	661	636
7	Justin R. Swanek	210.05	4411	21	653	628
8	Greg A. Pettit	209.33	628	3	632	625
9	Anthony C. Eigenberg	207.19	5594	27	646	615
10	Eric R. Bedke	206.00	618	3	624	617
11	Keith A. Albright	205.00	615	3	621	614
12	Chuck M. Brisbin	204.59	5524	27	626	595
13	Carter R. Hollis	204.33	4904	24	631	603
14	Dan Schmidt	203.93	3059	15	613	594
15	Brad M. Olson	203.56	1832	9	616	603
16	Ryan E. Walton	196.74	5312	27	598	567
17	Kurt L. Schmidt	196.17	4708	24	611	583
18	Michael G. Marcellus	192.19	5189	27	601	570
19	Eric R. Zikmund	191.92	2303	12	577	561
20	Tom Soderholm	191.17	1147	6	581	571
21	Tom Richmond	190.67	4576	24	581	553
22	John L. Krotz	190.33	571	3	575	568
23	Cory D. Waddell	190.17	4564	24	593	565
24	Mike Brown	189.76	3985	21	575	550
25	Josh K. Krolikowski	189.42	4546	24	584	556
26	Austin M. Longmore	189.07	5105	27	595	564
27	Logan J. Albright	187.17	2246	12	574	558
28	Jeff A. Fruhling	185.93	5020	27	560	529
29	Kevin L. Wise	185.83	4460	24	562	534
30	Devon L. Smith	185.17	1111	6	563	553
31	Scott A. Bauer	185.00	4440	24	582	554
32	Tyler L. Mizner	182.58	4382	24	559	531
33	David D. Hibberd	181.17	3261	18	561	539
34	Masato M. Sugita	180.26	4867	27	563	532
35	Tom McLeod	179.00	537	3	543	536
36	Danny Jeffryes	178.83	2146	12	539	523
37	Shawn E. Mizner	178.70	4825	27	545	514
38	Jason D. Stubbs	178.44	4818	27	552	521
39	Doug Giles	178.15	4810	27	560	529
40	Brandon M. Conyers	177.71	4265	24	541	513
41	Bobby Turner Jr	176.22	3172	18	545	523
42	Kevin L. Moriarty	175.74	4745	27	535	504
43	Chris R. Lytle	175.00	3150	18	546	524
44	Trevor D. Hibberd	174.74	4718	27	532	501
45	Richard M. Serr	174.67	524	3	526	519
46	Cruz A. Evans	174.33	4184	24	541	513
47	Matt W. Morrow	173.17	1039	6	527	517
48	Jerry Schmitz	172.67	1036	6	521	511

	<b>Name</b>	<b>True Average</b>	<b>Pins</b>	<b>Gms</b>	<b>To Raise Avg +1</b>	<b>To Drop Avg -1</b>
49	Gary D. Hatcher	172.25	4134	24	537	509
50	Lane E. Riffey	172.11	4647	27	543	512
51	Nathan Banks	171.56	3088	18	524	502
52	Chris C. Hunt	171.33	1028	6	520	510
53	Hewitt P. Moyer	169.61	3053	18	517	495
54	Doug Houtz	168.56	1517	9	511	498
55	Justin M. Hodges	167.63	4526	27	514	483
56	Ivan D. Stones	167.22	4515	27	525	494
57	Dave Jamrog	164.67	494	3	496	489
58	Johnny L. Nikkila	163.21	3917	24	511	483
59	Chris L. Stapleton	162.52	4388	27	502	471
60	Craig A. Schutt	162.15	4378	27	512	481
61	Trevor A. Roberts	161.53	2423	15	493	474
62	Ethan M. Mizner	161.33	484	3	488	481
63	Javan D. Clement	161.13	3867	24	507	479
64	Scott A. Feddersen	157.25	1887	12	483	467
65	Bill Kirkland	157.19	4244	27	496	465
66	Larry L. Harrington	156.17	3748	24	491	463
67	Mike McCollough	153.56	1382	9	466	453
68	Bob Stevens	153.52	4145	27	475	444
69	Cody D. Bristow	153.00	3672	24	486	458
70	Ron J. Studnicka	152.04	3649	24	482	454
71	Jake W. Peden	150.00	3150	21	474	449
72	Conan R. Gifford	149.41	4034	27	466	435
73	Mark A. Woodside	147.61	2657	18	451	429
74	Leroy H. Hoss	145.48	3928	27	452	421
75	Alex J. Peden	144.81	3910	27	440	409
76	Sean A. McBride	142.59	3850	27	440	409
77	Brent E. Hollis	141.67	425	3	427	420
78	Brandon J. Clement	141.52	2972	21	436	411
79	Quintn S. Holliday	138.96	3752	27	418	387
80	Carson M. Hemmer	137.33	824	6	418	408
81	Andrew J. Kennedy	135.71	3257	24	415	387
82	Doug Samuelson	134.71	2829	21	411	386
83	Matthew J. Doerr	132.48	2782	21	410	385
84	Blake R. Bogus	132.11	2378	18	415	393
85	Bob J. Hunt	131.71	2766	21	402	377
86	Nolan P. Parr	131.00	1572	12	408	392
87	Scott A. Asay	128.33	1540	12	395	379
88	Brooks D. Paul	119.67	3231	27	369	338
89	John W. Paul	116.92	2806	24	353	325
90	Nate Grabenstein	110.67	332	3	334	327
91	Bob Cherry	106.33	2871	27	339	308
92	Jacob M. Rodriguez	102.67	924	9	312	299
93	Jacob D. Roth	98.67	2072	21	304	279



# Classic 2024-25

## Big Apple Fun Center

\* Bowlers listed must have a minimum of 22 games.

Note: This report includes information through November 4 which is Week 9 of 32

### Most Improved Averages

Name	True Average	Most Improved Avg	+/-	Name	True Average	Most Improved Avg	+/-
Brooks D. Paul	119.67	115	+4.67	Cody D. Bristow	153.00	153	0.00
Javan D. Clement	161.13	157	+4.13	Kevin L. Wise	185.83	186	-0.17
Chuck M. Brisbin	204.59	201	+3.59	Trevor D. Hibberd	174.74	175	-0.26
Jared J. Samuelson	216.41	213	+3.41	Sean A. McBride	142.59	143	-0.41
Ron J. Studnicka	152.04	149	+3.04	Tyler L. Mizner	182.58	183	-0.42
John W. Paul	116.92	114	+2.92	Josh K. Krolikowski	189.42	190	-0.58
Carter R. Hollis	204.33	202	+2.33	Conan R. Gifford	149.41	150	-0.59
Scott A. Bauer	185.00	183	+2.00	Ivan D. Stones	167.22	168	-0.78
Kevin L. Moriarty	175.74	174	+1.74	Anthony C. Eigenberg	207.19	208	-0.81
Tom Richmond	190.67	189	+1.67	Kurt L. Schmidt	196.17	197	-0.83
Bob Stevens	153.52	152	+1.52	Doug Giles	178.15	179	-0.85
Chris L. Stapleton	162.52	161	+1.52	Quintn S. Holliday	138.96	140	-1.04
Masato M. Sugita	180.26	179	+1.26	Jason S. Feddersen	227.83	229	-1.17
Larry L. Harrington	156.17	155	+1.17	Jason D. Stubbs	178.44	180	-1.56
Cory D. Waddell	190.17	189	+1.17	Cruz A. Evans	174.33	176	-1.67
Austin M. Longmore	189.07	188	+1.07	Bob Cherry	106.33	108	-1.67
Alex J. Peden	144.81	144	+0.81	Gary D. Hatcher	172.25	174	-1.75
Andrew J. Kennedy	135.71	135	+0.71	Jeff A. Fruhling	185.93	188	-2.07
Brandon M. Conyers	177.71	177	+0.71	Jeremy J. Dalland	226.92	229	-2.08
Leroy H. Hoss	145.48	145	+0.48	Ryan E. Walton	196.74	199	-2.26
Johnny L. Nikkila	163.21	163	+0.21	Shawn E. Mizner	178.70	181	-2.30
Michael G. Marcellus	192.19	192	+0.19	Justin M. Hodges	167.63	170	-2.37
Bill Kirkland	157.19	157	+0.19	Craig A. Schutt	162.15	165	-2.85
Lane E. Riffey	172.11	172	+0.11				

# Classic 2024-25

## Big Apple Fun Center

\* Bowlers listed must have a minimum of 1 games.

### Most Pins Over Average

Name	-----Old-----		Old					---Average Change---			Weekly Over Avg
	Pins	Games	Avg	-1-	-2-	-3-	Total	New	Old	---> +/-	Series Avg +/-
Kevin L. Moriarty	4124	24	171	200	<b>215</b>	<b>206</b>	621	175.74	- 171.83	= 3.91	621 - 513=108
Gordon E. Thiessen	617	3	bk213	234	<b>225</b>	<b>279</b>	738	225.83	- 205.67	= 20.17	738 - 639=99
Javan D. Clement	3303	21	157	<b>200</b>	<b>147</b>	<b>217</b>	564	161.13	- 157.29	= 3.84	564 - 471=93
Mark A. Woodside	2159	15	143	<b>189</b>	<b>142</b>	<b>167</b>	498	147.61	- 143.93	= 3.68	498 - 429=69
Hewitt P. Moyer	2491	15	166	<b>183</b>	<b>200</b>	<b>179</b>	562	169.61	- 166.07	= 3.54	562 - 498=64
Scott A. Feddersen	1371	9	bk152	157	<b>192</b>	<b>167</b>	516	157.25	- 152.33	= 4.92	516 - 456=60
Ron J. Studnicka	3145	21	149	<b>200</b>	<b>142</b>	162	504	152.04	- 149.76	= 2.28	504 - 447=57
Mike Brown	3370	18	187	<b>242</b>	<b>179</b>	<b>194</b>	615	189.76	- 187.22	= 2.54	615 - 561=54
Doug Houtz	956	6	bk169	<b>190</b>	<b>170</b>	<b>201</b>	561	168.56	- 159.33	= 9.22	561 - 507=54
Chuck M. Brisbin	4867	24	202	227	<b>227</b>	<b>203</b>	657	204.59	- 202.79	= 1.80	657 - 606=51
John W. Paul	2414	21	114	<b>137</b>	<b>93</b>	162	392	116.92	- 114.95	= 1.96	392 - 342=50
Jacob D. Roth	1734	18	96	<b>124</b>	<b>112</b>	102	338	98.67	- 96.33	= 2.33	338 - 288=50
Alex J. Peden	3435	24	143	<b>159</b>	<b>151</b>	<b>165</b>	475	144.81	- 143.13	= 1.69	475 - 429=46
Ryan E. Walton	4684	24	195	<b>183</b>	<b>230</b>	<b>215</b>	628	196.74	- 195.17	= 1.57	628 - 585=43
Jared J. Samuelson	5159	24	214	<b>267</b>	183	234	684	216.41	- 214.96	= 1.45	684 - 642=42
Anthony C. Eigenberg	4938	24	205	<b>225</b>	<b>204</b>	<b>227</b>	656	207.19	- 205.75	= 1.44	656 - 615=41
Masato M. Sugita	4293	24	178	<b>192</b>	<b>197</b>	185	574	180.26	- 178.88	= 1.38	574 - 534=40
Carter R. Hollis	4260	21	202	193	<b>184</b>	<b>267</b>	644	204.33	- 202.86	= 1.48	644 - 606=38
Brad M. Olson	1240	6	bk185	<b>192</b>	200	<b>200</b>	592	203.56	- 206.67	= -3.11	592 - 555=37
Scott A. Bauer	3856	21	183	<b>168</b>	<b>201</b>	<b>215</b>	584	185.00	- 183.62	= 1.38	584 - 549=35
Tom Richmond	3977	21	189	159	182	<b>258</b>	599	190.67	- 189.38	= 1.29	599 - 567=32
Bob J. Hunt	2349	18	130	146	147	124	417	131.71	- 130.50	= 1.21	417 - 390=27
Larry L. Harrington	3261	21	155	<b>178</b>	<b>160</b>	<b>149</b>	487	156.17	- 155.29	= 0.88	487 - 465=22
Jason D. Stubbs	4265	24	177	145	<b>193</b>	<b>215</b>	553	178.44	- 177.71	= 0.74	553 - 531=22
Doug Giles	4259	24	177	190	167	<b>194</b>	551	178.15	- 177.46	= 0.69	551 - 531=20
Bob Cherry	2539	24	105	<b>115</b>	<b>130</b>	87	332	106.33	- 105.79	= 0.54	332 - 315=17
Cory D. Waddell	3981	21	189	<b>185</b>	<b>207</b>	<b>191</b>	583	190.17	- 189.57	= 0.60	583 - 567=16
Conan R. Gifford	3575	24	148	135	137	<b>187</b>	459	149.41	- 148.96	= 0.45	459 - 444=15
Brooks D. Paul	2860	24	119	111	<b>121</b>	<b>139</b>	371	119.67	- 119.17	= 0.50	371 - 357=14
Bill Kirkland	3762	24	156	<b>168</b>	134	<b>180</b>	482	157.19	- 156.75	= 0.44	482 - 468=14
Jeff A. Fruhling	4453	24	185	<b>201</b>	179	<b>187</b>	567	185.93	- 185.54	= 0.38	567 - 555=12
Brandon M. Conyers	3722	21	177	<b>224</b>	157	162	543	177.71	- 177.24	= 0.47	543 - 531=12
Jake W. Peden	2694	18	149	107	<b>189</b>	160	456	150.00	- 149.67	= 0.33	456 - 447=9
Shawn E. Mizner	4285	24	178	200	173	167	540	178.70	- 178.54	= 0.16	540 - 534=6
Johnny L. Nikkila	3424	21	163	<b>177</b>	151	165	493	163.21	- 163.05	= 0.16	493 - 489=4
Ethan M. Mizner	0	0	161	166	<b>157</b>	161	484	161.33	- 0.00	= 161.33	484 - 483=1
Leroy H. Hoss	3492	24	145	146	<b>158</b>	132	436	145.48	- 145.50	= -0.02	436 - 435=1

Classic 2024-25

Name	-----Old-----		Old Avg	-				Total	---Average Change---			Weekly Over Avg Series Avg +/-
	Pins	Games		-1-	-2-	-3-	New - Old		---> +/-			
Trevor A. Roberts	1940	12	161	144	128	<b>211</b>	483	161.53	- 161.67	= -0.13	483 - 483=0	
Bob Stevens	3687	24	153	151	130	<b>177</b>	458	153.52	- 153.63	= -0.11	458 - 459=-1	
Andrew J. Kennedy	2853	21	135	111	145	148	404	135.71	- 135.86	= -0.15	404 - 405=-1	
Austin M. Longmore	4541	24	189	160	<b>213</b>	191	564	189.07	- 189.21	= -0.13	564 - 567=-3	
Cody D. Bristow	3219	21	153	<b>158</b>	152	143	453	153.00	- 153.29	= -0.29	453 - 459=-6	
Sean A. McBride	3431	24	142	<b>162</b>	<b>132</b>	125	419	142.59	- 142.96	= -0.37	419 - 426=-7	
Quintn S. Holliday	3345	24	139	133	<b>144</b>	<b>130</b>	407	138.96	- 139.38	= -0.41	407 - 417=-10	
Trevor D. Hibberd	4203	24	175	139	<b>203</b>	<b>173</b>	515	174.74	- 175.13	= -0.38	515 - 525=-10	
Dan Schmidt	2457	12	204	<b>201</b>	201	<b>200</b>	602	203.93	- 204.75	= -0.82	602 - 612=-10	
Carson M. Hemmer	417	3	139	112	159	<b>136</b>	407	137.33	- 139.00	= -1.67	407 - 417=-10	
Josh K. Krolkowski	3991	21	190	160	178	217	555	189.42	- 190.05	= -0.63	555 - 570=-15	
Eric R. Zikmund	1739	9	193	<b>203</b>	155	206	564	191.92	- 193.22	= -1.31	564 - 579=-15	
Matthew J. Doerr	2402	18	133	<b>134</b>	111	135	380	132.48	- 133.44	= -0.97	380 - 399=-19	
Chris L. Stapleton	3922	24	163	<b>175</b>	134	157	466	162.52	- 163.42	= -0.90	466 - 489=-23	
Justin M. Hodges	4047	24	168	<b>171</b>	<b>173</b>	135	479	167.63	- 168.63	= -1.00	479 - 504=-25	
Kurt L. Schmidt	4144	21	197	<b>203</b>	<b>169</b>	192	564	196.17	- 197.33	= -1.17	564 - 591=-27	
Lane E. Riffey	4156	24	173	146	146	<b>199</b>	491	172.11	- 173.17	= -1.06	491 - 519=-28	
Craig A. Schutt	3918	24	163	147	<b>164</b>	149	460	162.15	- 163.25	= -1.10	460 - 489=-29	
Chris R. Lytle	2653	15	176	<b>157</b>	167	173	497	175.00	- 176.87	= -1.87	497 - 528=-31	
Jason S. Feddersen	4813	21	229	<b>246</b>	218	191	655	227.83	- 229.19	= -1.36	655 - 687=-32	
Michael G. Marcellus	4657	24	194	<b>196</b>	<b>180</b>	156	532	192.19	- 194.04	= -1.86	532 - 582=-50	
Nathan Banks	2617	15	174	176	135	160	471	171.56	- 174.47	= -2.91	471 - 522=-51	
Danny Jeffryes	1652	9	183	187	168	139	494	178.83	- 183.56	= -4.72	494 - 549=-55	
Jeremy J. Dalland	4815	21	229	213	<b>180</b>	<b>238</b>	631	226.92	- 229.29	= -2.37	631 - 687=-56	
Cruz A. Evans	3714	21	176	155	125	<b>190</b>	470	174.33	- 176.86	= -2.52	470 - 528=-58	
Gary D. Hatcher	3671	21	174	140	168	155	463	172.25	- 174.81	= -2.56	463 - 522=-59	
Mike McCollough	979	6	bk156	107	146	150	403	153.56	- 163.17	= -9.61	403 - 468=-65	
Ivan D. Stones	4075	24	169	157	137	146	440	167.22	- 169.79	= -2.57	440 - 507=-67	

# Classic 2024-25

## Big Apple Fun Center

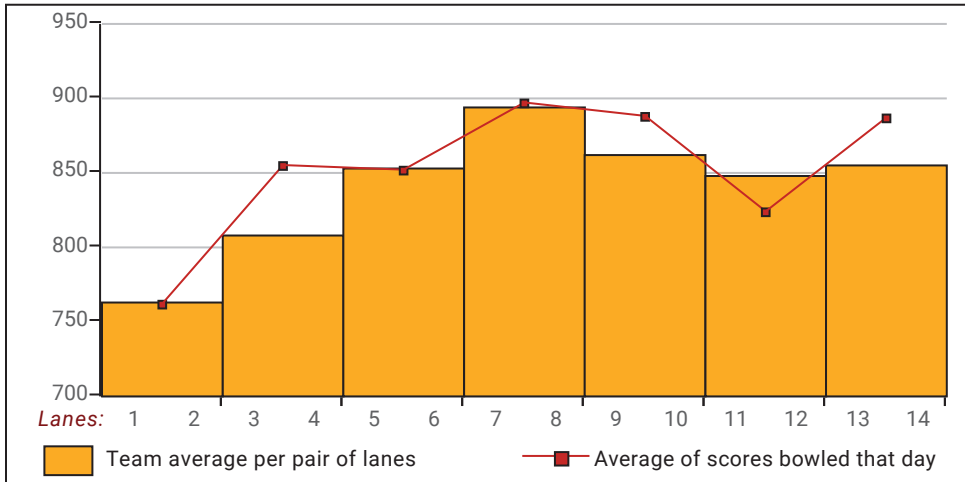
This report is for scores bowled November 4 which is Week 9 of 32

### This Week's Statistics: Lefties vs Righties

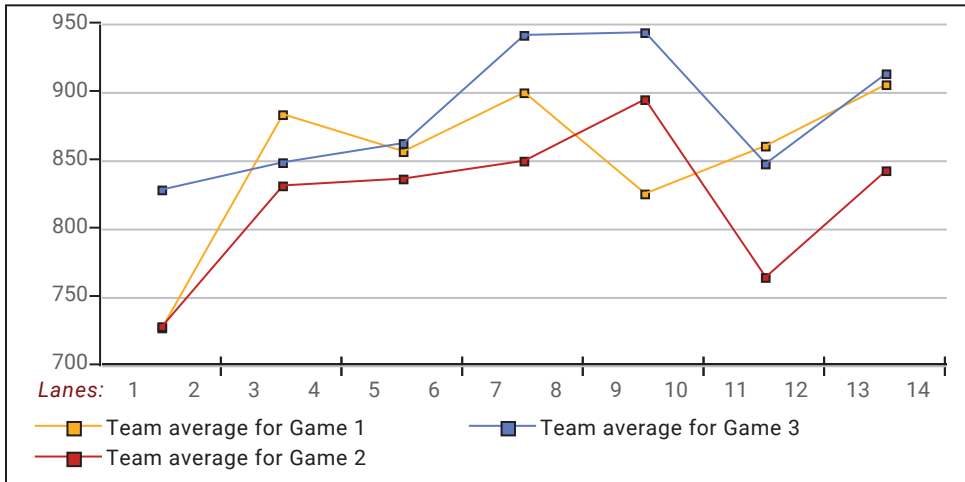
Unless designated left handed, bowlers are considered right handed.

	Over All	Right	Left
How many people bowled	65	62	3
Number of games bowled	195	186	9
Actual average of week's scores	171.71	171.61	173.78
How many games above average	103	98	5
How many games below average	91	87	4
Pins above/below average per game	2.98	2.67	9.44
How many people raised average	34	32	2
by this amount	2.34	2.35	2.14
How many people went down	30	29	1
by this amount	-1.60	-1.65	-0.13
League average before bowling	169.22	169.42	165.06
League average after bowling	169.70	169.86	166.44
Change in league average	0.48	0.44	1.38
800s	--	--	--
775s	--	--	--
750s	--	--	--
725s	1	1	--
700s	--	--	--
675s	1	1	--
650s	3	3	--
625s	3	3	--
600s	3	3	--
575s	4	3	1
550s	11	11	--
525s	3	3	--
500s	3	3	--
475s	11	9	2
450s	9	9	--
425s	2	2	--
400s	6	6	--
below 400	5	5	--
300s	--	--	--
275s	1	1	--
250s	3	3	--
225s	11	11	--
200s	32	30	2
175s	41	38	3
150s	50	49	1
125s	43	40	3
100s	12	12	--
below 100	2	2	--

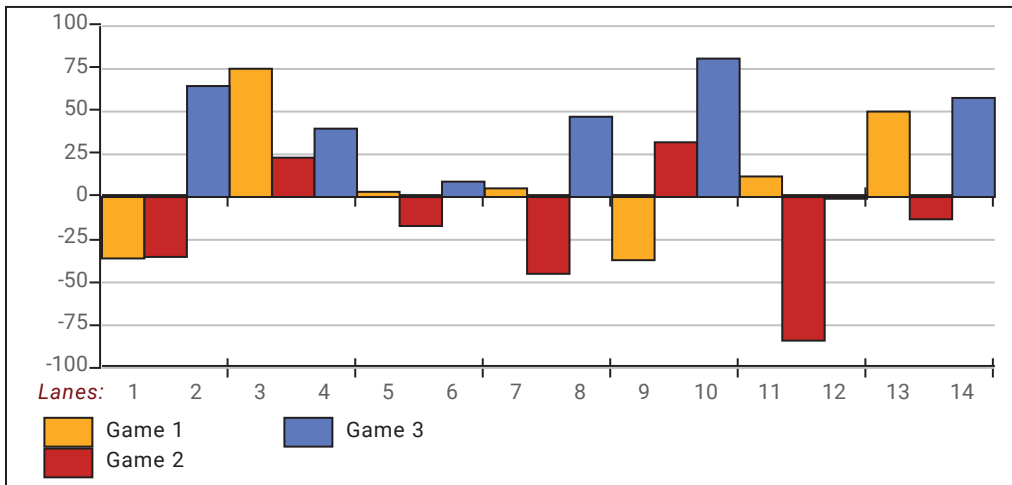
**Team Average vs Avg of Scores**



**Average of Scores for Each Game**

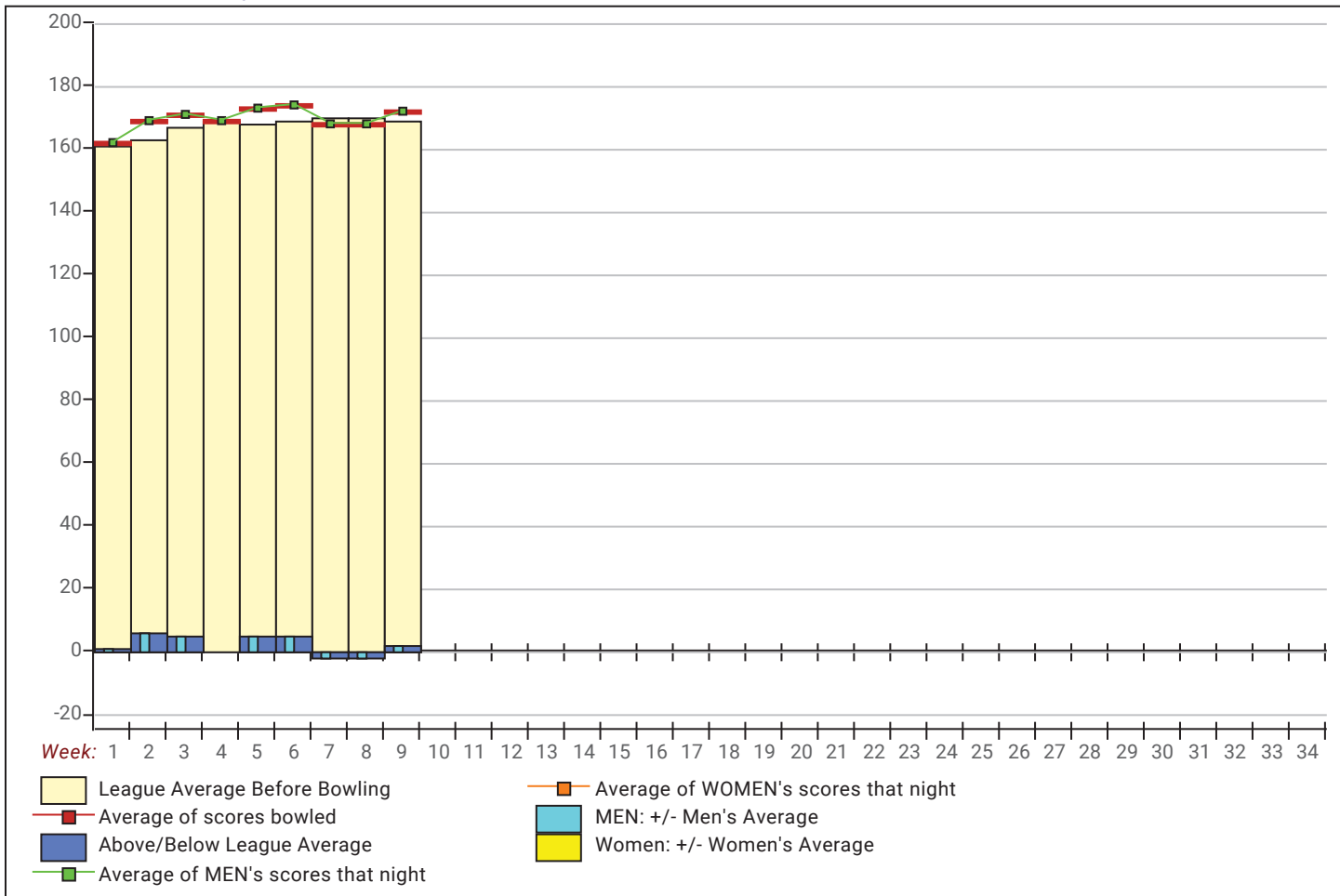


**Amount Over/Under Team Average**



This report is for scores bowled November 4 which is Week 9 of 32

**League Average Week-by-Week**



**League Average Statistics for Last Week**

	League	Right Hand	Left Hand
League Average Before Bowling	169.22	169.42	165.06
Average of scores bowled that night	171.71	171.61	173.78
New League Average After Bowling	169.70	169.86	166.44
Change in League Average	.48	.44	1.38
People Who Bowled Over Average	34	32	2
People Who Bowled Under Average	30	29	1
Average Amount of Series Over Avg	40.88	40.78	42.50
Average Amount of Series Under Avg	-26.97	-27.90	
Difference Avg, NiteAvg	2.98	2.67	9.44
Number of Bowlers	65	62	3
Number of Games Bowled	195	186	9
People Who Raised Their Average	34	32	2
Raised By an Average of This Amount	2.34	2.35	2.14
People Who Lowered Their Average	30	29	1
Lowered By an Average of This Amou	-1.60	-1.65	-.13
Number of Games Bowled Over Avera	103	98	5
Number of Games Bowled Under Avera	91	87	4

*Note: Averages are based only on people who bowled.*

# Press Release -- 11/5/2024

11/4/2024 Week 9 of 32

## Classic 2024-25

Monday 6:30 pm

Big Apple Fun Center

Lanes 1 - 14

### Team Standings

Place	Team Name	Avg p/gm	Points Won	Points Lost	Year-To-Date WON	Y-T-D LOST
1	Wii Bowling World Champs	851	279 ½	80 ½	279 ½	80 ½
2	Kirkland Siding	816	229	131	229	131
3	Peerless Machine	700	201 ½	158 ½	201 ½	158 ½
4	Sorensen Group	953	188 ½	171 ½	188 ½	171 ½
5	Common Cents Bookkeeping	907	175 ½	184 ½	175 ½	184 ½
6	Kennedy Arborcare	809	174	186	174	186
7	AB Service & Repair	882	169 ½	190 ½	169 ½	190 ½
8	Little Mexico Restaurant	775	159	201	159	201
9	Super Cool Unnamed Team	960	156 ½	203 ½	156 ½	203 ½
10	Jack Lederman Co.	863	152 ½	207 ½	152 ½	207 ½
11	Auto Central	738	146 ½	213 ½	146 ½	213 ½
12	Cornhusker Ag/Rising Ag	867	145	215	145	215
13	West	870	136	224	136	224
14	Draw Team	901	207	153	207	153

\*\*\* Although not shown, standings are determined by points only for the current split

### Last Week's Top Scores

Scratch Game		Scratch Series		Handicap Game		Handicap Series	
279	Gordon Thiessen	738	Gordon Thiessen	284	Tom Richmond	753	Kevin Moriarty
267	Jared Samuelson	684	Jared Samuelson	281	Gordon Thiessen	744	Gordon Thiessen
267	Carter Hollis	657	Chuck Brisbin	280	Carter Hollis	738	Javan Clement
258	Tom Richmond	656	Anthony Eigenberg	275	Javan Clement	714	Mark Woodside
246	Jason Feddersen	655	Jason Feddersen	270	Mike Brown	709	Hewitt Moyer
242	Mike Brown	644	Carter Hollis	268	Jared Samuelson	705	Scott Feddersen
238	Jeremy Dalland	631	Jeremy Dalland	266	Ron Studnicka	702	Ron Studnicka
230	Ryan Walton	628	Ryan Walton	265	Trevor Roberts	699	Mike Brown
227	Chuck Brisbin	621	Kevin Moriarty	263	John Paul	699	Doug Houtz
227	Anthony Eigenberg	615	Mike Brown	262	Brandon Conyers	696	Chuck Brisbin

### Local and Bowling Center Awards

Name	USBC	Award	Award	G1	G2	G3	Series	Award Score	Award Received
	ID Number	Average	Games						
Mike Brown	11-463941 USBC	180	90	242	179	194	615	242	225 Game (Local Assoc. Awards)
Javan D. Clement	15-149970 USBC	157	21	200	147	217	564	200	200 Game (Local Assoc. Awards)
	15-149970 USBC	157	21	200	147	217	564	217	200 Game (Local Assoc. Awards)
Carter R. Hollis	11-536044 USBC	202	21	193	184	267	644	267	250 Game (Local Assoc. Awards)
Kevin L. Moriarty	1494-689 USBC	171	24	200	215	206	621	621	600 Series (Local Assoc. Awards)
John W. Paul	9726-4345 USBC	114	21	137	93	162	392	162	150 Game (Local Assoc. Awards)
Tom Richmond	1494-1207 USBC	189	21	159	182	258	599	258	250 Game (Local Assoc. Awards)
Trevor A. Roberts	11-604727 USBC	151	65	144	128	211	483	211	200 Game (Local Assoc. Awards)
Jared J. Samuelson	6201-21 USBC	214	24	267	183	234	684	267	250 Game (Local Assoc. Awards)
Ron J. Studnicka	1494-3219 USBC	149	21	200	142	162	504	200	200 Game (Local Assoc. Awards)
Gordon E. Thiessen	5900-6259 USBC	205	3	234	225	279	738	738	700 Series (Local Assoc. Awards)
	5900-6259 USBC	205	3	234	225	279	738	279	275 Game (Local Assoc. Awards)
Mark A. Woodside	1494-1269 USBC	140	48	189	142	167	498	189	175 Game (Local Assoc. Awards)