

Classic 2024-25

Monday 6:30 pm

Big Apple Fun Center

Lanes 1 - 14

President: Doug Giles (308)627-5683

Vice President: Austin Longmore (308)233-1251

Secretary/Treasurer: Gary Hatcher (308)238-3914

Team Standings

Place	#	Team Name	Points Won	Points Lost	%Won	Pins + HDCP	Scratch Pins	Avg p/gm	High Game	High Sers	HDCP Game	HDCP Sers
1	10	Wii Bowling World Champs	173 ½	66 ½	72.3	20413	14890	827	932	2653	1224	3528
2	3	Kirkland Siding	152	88	63.3	20165	14417	800	918	2532	1207	3421
3	4	Little Mexico Restaurant	143	97	59.6	19606	14215	789	870	2519	1166	3370
4	6	Sorensen Group	134 ½	105 ½	56.0	19810	17332	962	1171	3189	1327	3657
5	2	Kennedy Arborcare	128	112	53.3	20000	14822	823	914	2638	1182	3442
6	11	Cornhusker Ag/Rising Ag	108	132	45.0	19926	15582	865	983	2769	1199	3405
7	8	West	107	133	44.6	19462	15622	867	949	2702	1185	3335
8	9	AB Service & Repair	106	134	44.2	19485	15984	888	1027	2880	1244	3495
9	7	Peerless Machine	105	135	43.8	19529	12197	677	807	2242	1197	3412
10	12	Common Cents Bookkeeping	105	135	43.8	19525	16486	915	1068	2868	1225	3426
11	14	Jack Lederman Co.	98 ½	141 ½	41.0	19641	15696	872	1031	2895	1238	3410
12	13	Auto Central	93	147	38.8	19717	13453	747	907	2392	1241	3394
13	5	Super Cool Unnamed Team	91 ½	148 ½	38.1	19429	17377	965	1106	3236	1227	3515
14	1	Draw Team	135	105		20096	16652	925	1171	3189	1327	3657

Review of Last Week's Bowling.....

Lanes	Team Name	HDCP -1-	HDCP -2-	HDCP -3-	HDCP Total	Last Wk WON		Team Name	HDCP -1-	HDCP -2-	HDCP -3-	HDCP Total	Last Wk WON
1-2	Draw Team	1227	1158	1110	3495	35 ½	<--->	Sorensen Group	1079	1082	955	3116	4 ½
3-4	Super Cool Unnamed	1227	1158	1110	3495	34 ½	<--->	Common Cents Bookk	1048	1084	940	3072	5 ½
5-6	AB Service & Repair	1089	1045	1193	3327	11	<--->	Kirkland Siding	1023	1169	1207	3399	29
7-8	Kennedy Arborcare	1182	1182	1078	3442	33	<--->	Peerless Machine	1118	1103	1076	3297	7
9-10	Auto Central	1241	1106	1047	3394	12 ½	<--->	Wii Bowling World Ch	1110	1193	1223	3526	27 ½
11-12	Little Mexico Restaur	1065	1021	1112	3198	12	<--->	West	1160	1104	1071	3335	28
13-14	Jack Lederman Co.	1015	1183	1198	3396	30 ½	<--->	Cornhusker Ag/Rising	1094	1066	996	3156	9 ½

Lane Assignments

	1-2	3-4	5-6	7-8	9-10	11-12	13-14
Wk07 10/21	1- 11	9- 7	4- 10	6- 8	3- 14	13- 5	12- 2
Wk08 10/28	1- 5	10- 6	3- 8	12- 13	11- 9	14- 2	7- 4
Wk09 11/04	1- 7	11- 13	3- 12	6- 14	5- 2	9- 4	10- 8

Last Week's Top Scores

Team Scratch Game	Team Scratch Series	Team Handicap Game	Team Handicap Series
1093 Super Cool Unnamed Team	3093 Super Cool Unnamed Team	1241 Auto Central	3526 Wii Bowling World
1031 Jack Lederman Co.	2895 Jack Lederman Co.	1227 Super Cool Unnamed Team	3495 Super Cool Unnam
974 AB Service & Repair	2756 Sorensen Group	1223 Wii Bowling World Champs	3442 Kennedy Arborcare
962 Sorensen Group	2702 West	1207 Kirkland Siding	3399 Kirkland Siding
949 West	2670 AB Service & Repair	1198 Jack Lederman Co.	3396 Jack Lederman Co.
932 Wii Bowling World Champs	2653 Wii Bowling World Champs	1193 AB Service & Repair	3394 Auto Central
932 Common Cents Bookkeepi	2638 Kennedy Arborcare	1182 Kennedy Arborcare	3335 West
918 Kirkland Siding	2616 Common Cents Bookkeepi	1160 West	3327 AB Service & Repai
914 Kennedy Arborcare	2532 Kirkland Siding	1118 Peerless Machine	3297 Peerless Machine
907 Auto Central	2514 Cornhusker Ag/Rising Ag	1112 Little Mexico Restaurant	3198 Little Mexico Resta
880 Cornhusker Ag/Rising Ag	2392 Auto Central	1094 Cornhusker Ag/Rising Ag	3156 Cornhusker Ag/Risi
811 Little Mexico Restaurant	2295 Little Mexico Restaurant	1084 Common Cents Bookkeepi	3116 Sorensen Group
742 Peerless Machine	2169 Peerless Machine	1082 Sorensen Group	3072 Common Cents Bo

Last Week's Top Scores - Continued

<u>Scratch Game</u>		<u>Scratch Series</u>		<u>Handicap Game</u>		<u>Handicap Series</u>	
280	Jason Feddersen	702	Jason Feddersen	293	Tom Richmond	763	Cody Bristow
269	Tom Richmond	701	Ryan Walton	291	Justin Hodges	761	Ryan Walton
258	Jarod Zikmund	692	Justin Swaneck	285	Cody Bristow	750	Javan Clement
255	Justin Swaneck	675	Anthony Eigenberg	282	Eric Zikmund	743	Bobby Turner Jr
255	Eric Zikmund	659	Eric Zikmund	280	Bobby Turner Jr	740	Eric Zikmund
253	Ryan Walton	646	Jeremy Dalland	280	Jason Feddersen	739	Masato Sugita
248	Anthony Eigenberg	644	Jarod Zikmund	278	Javan Clement	734	Andrew Kennedy
246	Justin Hodges	642	Jared Samuelson	275	John Krotz	730	Scott Bauer
245	Jared Samuelson	628	Scott Bauer	273	Ryan Walton	727	Bob Cherry
242	Jeremy Dalland	628	Tom Richmond	267	Tyler Mizner	726	Lane Riffey
				267	Brandon Conyers	726	Anthony Eigenberg
				267	Trevor Hibberd		

Season High Scores

<u>Team Scratch Game</u>		<u>Team Scratch Series</u>		<u>Team Handicap Game</u>		<u>Team Handicap Series</u>	
1171	Sorensen Group	3236	Super Cool Unnamed Team	1327	Sorensen Group	3657	Sorensen Group
1106	Super Cool Unnamed Team	3189	Sorensen Group	1244	AB Service & Repair	3528	Wii Bowling World
1068	Common Cents Bookkeepi	2895	Jack Lederman Co.	1241	Auto Central	3515	Super Cool Unnam
1031	Jack Lederman Co.	2880	AB Service & Repair	1238	Jack Lederman Co.	3495	AB Service & Repai
1027	AB Service & Repair	2868	Common Cents Bookkeepi	1227	Super Cool Unnamed Team	3442	Kennedy Arborcare
983	Cornhusker Ag/Rising Ag	2769	Cornhusker Ag/Rising Ag	1225	Common Cents Bookkeepi	3426	Common Cents Bo
949	West	2702	West	1224	Wii Bowling World Champs	3421	Kirkland Siding
932	Wii Bowling World Champs	2653	Wii Bowling World Champs	1207	Kirkland Siding	3412	Peerless Machine
918	Kirkland Siding	2638	Kennedy Arborcare	1199	Cornhusker Ag/Rising Ag	3410	Jack Lederman Co.
914	Kennedy Arborcare	2532	Kirkland Siding	1197	Peerless Machine	3405	Cornhusker Ag/Risi
907	Auto Central	2519	Little Mexico Restaurant	1185	West	3394	Auto Central
870	Little Mexico Restaurant	2392	Auto Central	1182	Kennedy Arborcare	3370	Little Mexico Resta
807	Peerless Machine	2242	Peerless Machine	1166	Little Mexico Restaurant	3335	West
<u>Scratch Game</u>		<u>Scratch Series</u>		<u>Handicap Game</u>		<u>Handicap Series</u>	
290	Jason Feddersen	728	Jason Feddersen	317	Trevor Hibberd	823	Kevin Wise
289	Jeremy Dalland	726	Jeremy Dalland	310	Justin Hodges	787	Johnny Nikkila
279	Jarod Zikmund	715	Todd Mathews	302	Jason Feddersen	770	Justin Hodges
275	Chuck Brisbin	701	Ryan Walton	295	Doug Giles	769	Brandon Conyers
269	Tom Richmond	695	Jarod Zikmund	294	Jeff Fruhling	768	Austin Longmore
269	Jared Samuelson	694	Tom Richmond	294	Cruz Evans	764	Jason Feddersen
264	Trevor Hibberd	692	Justin Swaneck	293	Tom Richmond	763	Jeff Fruhling
264	Carter Hollis	691	Kevin Wise	293	Jarod Zikmund	763	Cody Bristow
257	Josh Krolikowski	675	Chuck Brisbin	290	Jeremy Dalland	761	Ryan Walton
256	Anthony Eigenberg	675	Anthony Eigenberg	290	Kevin Wise	760	Tom Richmond
256	Justin Hodges						

Team Rosters

1 - Draw Team

<u>Name</u>	<u>Avg</u>	<u>HDCP</u>	<u>Pins</u>	<u>Gms</u>	<u>Points Won</u>	<u>High Game</u>	<u>High Sers</u>	<u>HDCP Game</u>	<u>HDCP Sers</u>	<u>0's</u>	<u>200's</u>	<u>250's</u>	<u>0's</u>	<u>600's</u>	<u>700's</u>
				18	11.0	203	506	265	698	17	1	--	6	--	--
				18	11.0	187	512	267	752	18	--	--	6	--	--
				3	3.0	235	614	265	704	2	1	--	--	1	--
				15	13.0	192	530	263	743	15	--	--	5	--	--
				15	13.0	225	578	280	749	13	2	--	5	--	--
				18	16.0	211	588	262	748	16	2	--	6	--	--

2 - Kennedy Arborcare

<u>Name</u>	<u>Avg</u>	<u>HDCP</u>	<u>Pins</u>	<u>Gms</u>	<u>Points Won</u>	<u>High Game</u>	<u>High Sers</u>	<u>HDCP Game</u>	<u>HDCP Sers</u>	<u>0's</u>	<u>200's</u>	<u>250's</u>	<u>0's</u>	<u>600's</u>	<u>700's</u>
Masato M. Sugita	181	34	3270	18	13.0	227	622	267	739	15	3	--	5	1	--
Mike McCollough	bk156	59	482	3	2.0	171	482	230	659	3	--	--	1	--	--
Matthew J. Doerr	134	81	2020	15	8.0	168	436	245	694	15	--	--	5	--	--
Andrew J. Kennedy	141	74	2117	15	12.0	194	494	269	734	15	--	--	5	--	--
Brandon M. Conyers	176	39	3183	18	16.0	226	613	276	769	13	5	--	5	1	--
Kevin L. Wise	188	27	3384	18	12.0	246	691	290	823	12	6	--	4	2	--

3 - Kirkland Siding

Name	Avg	HDCP	Pins	Gms	Points Won	High Game	High Sers	HDCP Game	HDCP Sers	0's	200's	250's	0's	600's	700's
Bill Kirkland	156	59	2810	18	11.0	203	506	265	698	17	1	--	6	--	--
Conan R. Gifford	148	67	2678	18	11.0	187	512	267	752	18	--	--	6	--	--
Brad M. Olson	bk185	30	614	3	3.0	235	614	265	704	2	1	--	--	1	--
Larry L. Harrington	153	62	2302	15	13.0	192	530	263	743	15	--	--	5	--	--
Bobby Turner Jr	167	48	2507	15	13.0	225	578	280	749	13	2	--	5	--	--
Lane E. Riffey	173	42	3125	18	16.0	211	588	262	748	16	2	--	6	--	--

4 - Little Mexico Restaurant

Name	Avg	HDCP	Pins	Gms	Points Won	High Game	High Sers	HDCP Game	HDCP Sers	0's	200's	250's	0's	600's	700's
Nathan Banks	176	39	2117	12	12.0	203	544	245	670	10	2	--	4	--	--
Scott A. Asay	136	79	817	6	2.0	168	414	245	645	6	--	--	2	--	--
Trevor A. Roberts	160	55	1446	9	8.0	199	513	263	705	9	--	--	3	--	--
Quintn S. Holliday	142	73	2556	18	11.0	186	472	266	700	18	--	--	6	--	--
Nolan P. Parr	131	84	1572	12	6.5	169	437	247	671	12	--	--	4	--	--
Cruz A. Evans	179	36	2694	15	13.0	244	588	294	737	11	4	--	5	--	--
Craig A. Schutt	167	48	3013	18	10.5	214	539	262	686	17	1	--	6	--	--

5 - Super Cool Unnamed Team

Name	Avg	HDCP	Pins	Gms	Points Won	High Game	High Sers	HDCP Game	HDCP Sers	0's	200's	250's	0's	600's	700's
Tom Richmond	194	21	2920	15	5.0	269	694	293	760	11	2	2	3	2	--
Jason D. Stubbs	180	35	3240	18	12.5	219	586	258	704	15	3	--	6	--	--
Scott A. Bauer	187	28	2808	15	9.0	226	628	260	730	11	4	--	4	1	--
Ryan E. Walton	201	14	3631	18	11.0	253	701	273	761	8	9	1	4	1	1
Todd M. Mathews	bk205	10	715	3	4.0	254	715	264	745	--	2	1	--	--	1
Chuck M. Brisbin	195	20	3526	18	9.0	275	675	283	699	11	6	1	3	3	--
Tom McLeod	bk184	31	537	3	1.0	210	537	241	630	2	1	--	1	--	--

6 - Sorensen Group

Name	Avg	HDCP	Pins	Gms	Points Won	High Game	High Sers	HDCP Game	HDCP Sers	0's	200's	250's	0's	600's	700's
Doug Giles	182	33	3280	18	13.0	246	591	295	738	14	4	--	6	--	--
Chris R. Lytle	173	42	2084	12	10.5	206	567	245	684	11	1	--	4	--	--
Logan J. Albright	bk172	43	1189	6	7.0	231	607	274	736	3	3	--	1	1	--
Jeff A. Fruhling	191	24	3443	18	12.0	255	646	294	763	12	5	1	4	2	--
Josh K. Krolkowski	187	28	3375	18	6.0	257	665	281	737	14	3	1	5	1	--
Jeremy J. Dalland	228	0	3425	15	13.0	289	726	290	729	1	13	1	--	4	1

7 - Peerless Machine

Name	Avg	HDCP	Pins	Gms	Points Won	High Game	High Sers	HDCP Game	HDCP Sers	0's	200's	250's	0's	600's	700's
Jacob M. Rodriguez	102	113	924	9	5.0	146	334	256	664	9	--	--	3	--	--
Brooks D. Paul	116	99	2101	18	8.0	170	392	257	698	18	--	--	6	--	--
John W. Paul	114	101	1711	15	9.0	141	368	234	659	15	--	--	5	--	--
Nate Grabenstein	110	105	332	3		119	332	224	647	3	--	--	1	--	--
Jake W. Peden	146	69	1757	12	9.0	193	477	286	747	12	--	--	4	--	--
Alex J. Peden	147	68	2646	18	10.0	188	486	258	696	18	--	--	6	--	--
Cory D. Waddell	181	34	2726	15	14.0	211	570	256	697	12	3	--	5	--	--

8 - West

Name	Avg	HDCP	Pins	Gms	Points Won	High Game	High Sers	HDCP Game	HDCP Sers	0's	200's	250's	0's	600's	700's
Bob Stevens	151	64	2723	18	10.0	180	508	244	683	18	--	--	6	--	--
Johnny L. Nikkila	165	50	2478	15	10.0	216	604	277	787	13	2	--	4	1	--
Ivan D. Stones	171	44	3079	18	13.0	224	570	275	723	16	2	--	6	--	--
Jerry Schmitz	bk187	28	1036	6	3.0	202	539	230	623	4	2	--	2	--	--
Gary D. Hatcher	174	41	3139	18	9.0	224	588	265	711	15	3	--	6	--	--
Justin R. Swanek	211	4	3167	15	12.0	255	692	264	719	6	8	1	1	4	--

9 - AB Service & Repair

Name	Avg	HDCP	Pins	Gms	Points Won	High Game	High Sers	HDCP Game	HDCP Sers	0's	200's	250's	0's	600's	700's
Sean A. McBride	145	70	2612	18	12.0	178	463	247	679	18	--	--	6	--	--
Cody D. Bristow	145	70	2182	15	6.0	207	529	287	763	13	2	--	5	--	--
Eric R. Bedke	206	9	618	3	4.0	227	618	236	645	1	2	--	--	1	--
Mike Brown	186	29	2241	12	12.0	234	613	269	718	8	4	--	2	2	--
Tom Soderholm	bk188	27	1147	6	4.0	211	584	238	665	4	2	--	2	--	--
Kurt L. Schmidt	199	16	2989	15	10.0	233	641	272	745	7	8	--	2	3	--
Dan Schmidt	204	11	2457	12	3.0	235	647	244	674	5	7	--	1	3	--

10 - Wii Bowling World Champs

Name	Avg	HDCP	Pins	Gms	Points Won	High Game	High Sers	HDCP Game	HDCP Sers	0's	200's	250's	0's	600's	700's
Jacob D. Roth	96	119	1443	15	11.0	133	325	267	727	15	--	--	5	--	--
Scott A. Feddersen	bk154	61	485	3	1.0	166	485	227	668	3	--	--	1	--	--
Javan D. Clement	144	71	2162	15	17.0	200	516	278	750	14	1	--	5	--	--
Matt W. Morrow	bk182	33	1039	6	6.0	187	553	220	652	6	--	--	2	--	--
Brandon J. Clement	142	73	2140	15	14.0	183	467	258	692	15	--	--	5	--	--
Anthony C. Eigenberg	203	12	3657	18	17.5	256	675	272	726	7	10	1	4	2	--
Jason S. Feddersen	228	0	3427	15	14.0	290	728	302	764	2	9	4	--	2	3

11 - Cornhusker Ag/Rising Ag

Name	Avg	HDCP	Pins	Gms	Points Won	High Game	High Sers	HDCP Game	HDCP Sers	0's	200's	250's	0's	600's	700's
Blake R. Bogus	127	88	1913	15	7.0	172	428	262	716	15	--	--	5	--	--
Doug Samuelson	133	82	2407	18	14.0	176	473	264	741	18	--	--	6	--	--
Danny Jeffryes	183	32	1652	9	8.0	205	573	256	726	8	1	--	3	--	--
Brent E. Hollis	141	74	425	3	3.0	157	425	231	647	3	--	--	1	--	--
Carter R. Hollis	207	8	3728	18	8.5	264	649	269	686	6	11	1	--	6	--
Jared J. Samuelson	216	0	3891	18	9.0	269	672	282	710	5	11	2	1	5	--

12 - Common Cents Bookkeeping

Name	Avg	HDCP	Pins	Gms	Points Won	High Game	High Sers	HDCP Game	HDCP Sers	0's	200's	250's	0's	600's	700's
Justin M. Hodges	174	41	3141	18	13.0	256	608	310	770	15	2	1	5	1	--
Shawn E. Mizner	179	36	3233	18	9.5	229	595	266	724	13	5	--	6	--	--
Tyler L. Mizner	183	32	3307	18	13.0	233	587	267	689	14	4	--	6	--	--
Michael G. Marcellus	191	24	3447	18	10.0	245	644	275	734	11	7	--	3	3	--
Austin M. Longmore	186	29	3358	18	14.5	244	657	281	768	12	6	--	3	3	--

13 - Auto Central

Name	Avg	HDCP	Pins	Gms	Points Won	High Game	High Sers	HDCP Game	HDCP Sers	0's	200's	250's	0's	600's	700's
Bob Cherry	109	106	1966	18	16.5	142	394	253	727	18	--	--	6	--	--
Bob J. Hunt	127	88	1526	12	2.0	158	393	247	659	12	--	--	4	--	--
Chris C. Hunt	171	44	1028	6	3.0	212	528	251	645	4	2	--	2	--	--
Mark A. Woodside	147	68	1771	12	10.0	176	457	249	682	12	--	--	4	--	--
Chris L. Stapleton	164	51	2952	18	7.0	224	557	278	731	15	3	--	6	--	--
Kevin L. Moriarty	173	42	3115	18	6.0	215	564	260	714	14	4	--	6	--	--

14 - Jack Lederman Co.

Name	Avg	HDCP	Pins	Gms	Points Won	High Game	High Sers	HDCP Game	HDCP Sers	0's	200's	250's	0's	600's	700's
Ron J. Studnicka	149	66	2238	15	7.0	183	468	249	660	15	--	--	5	--	--
Eric R. Zikmund	193	22	1739	9	5.0	255	659	282	740	5	3	1	2	1	--
Trevor D. Hibberd	175	40	3158	18	15.5	264	567	317	726	14	3	1	6	--	--
Leroy H. Hoss	145	70	2610	18	8.0	193	460	258	662	18	--	--	6	--	--
David D. Hibberd	191	24	2292	12	9.0	247	602	281	704	7	5	--	3	1	--
Jarod D. Zikmund	216	0	3240	15	11.5	279	695	293	737	5	7	3	1	4	--

Temporary Substitutes

<u>Name</u>	<u>Avg</u>	<u>HDCP</u>	<u>Pins</u>	<u>Gms</u>	<u>Points Won</u>	<u>High Game</u>	<u>High Sers</u>	<u>HDCP Game</u>	<u>HDCP Sers</u>	<u>0's</u>	<u>200's</u>	<u>250's</u>	<u>0's</u>	<u>600's</u>	<u>700's</u>
Keith A. Albright	205	10	615	3	2.0	227	615	237	645	1	2	--	--	1	--
Doug Houtz	bk169	46	956	6	3.0	192	537	238	675	6	--	--	2	--	--
John L. Krotz	bk176	39	571	3	2.0	236	571	275	688	2	1	--	1	--	--
Hewitt P. Moyer	173	42	1560	9	6.0	213	536	250	647	7	2	--	3	--	--
Greg A. Pettit	bk199	16	628	3	3.0	226	628	242	676	--	3	--	--	1	--
Richard M. Serr	bk161	54	524	3	4.0	195	524	249	686	3	--	--	1	--	--
Devon L. Smith	bk184	31	542	3	0.5	191	542	222	635	3	--	--	1	--	--

High Individual Match Points

17.5 Anthony Eigenberg	17 Javan Clement	16.5 Bob Cherry	16 Lane Riffey
16 Brandon Conyers	15.5 Trevor Hibberd	14.5 Austin Longmore	14 Brandon Clement
14 Doug Samuelson	14 Jason Feddersen	14 Cory Waddell	13 Doug Giles
13 Jeremy Dalland	13 Larry Harrington	13 Tyler Mizner	13 Ivan Stones

Classic 2024-25

Big Apple Fun Center

Reprint of Scores -- Week 6

Lane 1 1 - Draw Team-Super Cool Unnamed Team

Name	Old Avg	Old HDCP	-1-	-2-	-3-	Total	HDCP Total
			269	164	195	628	700
			190	219	177	586	703
			190	212	226	628	730
			253	236	212	701	761
			191	193	166	550	601
			====	====	====	====	====
Scratch Total			1093	1024	976	3093	3093
Handicap			134	134	134		402
Total			1227	1158	1110	3093	3495
Team Points Won			5.0	5.0	5.0	20.0	20.0
Match Points Won			4.0	3.0	3.5	14.5	14.5
Total Points Won			9.0	8.0	8.5	34.5	34.5

Lane 2 6 - Sorensen Group Week 6 10/14/2024

Name	Old Avg	Old HDCP	-1-	-2-	-3-	Total	HDCP Total
Doug Giles	180	35	198	206	168	572	677
Chris R. Lytle	174	41	188	162	167	517	640
Jeff A. Fruhling	193	22	179	172	196	547	613
Josh K. Krolikowski	193	22	166	180	128	474	540
Jeremy J. Dalland	231	0	228	242	176	646	646
			====	====	====	====	====
Scratch Total			959	962	835	2756	2756
Handicap			120	120	120		360
Total			1079	1082	955	2756	3116
Team Points Won			0.0	0.0	0.0	0.0	0.0
Match Points Won			1.5	2.0	0.0	4.5	4.5
Total Points Won			1.5	2.0	0.0	4.5	4.5

Lane 3 5 - Super Cool Unnamed Team Week 6 10/14/2024

Name	Old Avg	Old HDCP	-1-	-2-	-3-	Total	HDCP Total
Tom Richmond	191	24	269	164	195	628	700
Jason D. Stubbs	176	39	190	219	177	586	703
Scott A. Bauer	181	34	190	212	226	628	730
Ryan E. Walton	195	20	253	236	212	701	761
Chuck M. Brisbin	198	17	191	193	166	550	601
			====	====	====	====	====
Scratch Total			1093	1024	976	3093	3093
Handicap			134	134	134		402
Total			1227	1158	1110	3093	3495
Team Points Won			5.0	5.0	5.0	20.0	20.0
Match Points Won			4.0	3.0	3.5	14.5	14.5
Total Points Won			9.0	8.0	8.5	34.5	34.5

Lane 4 12 - Common Cents Bookkeeping Week 6 10/14/2024

Name	Old Avg	Old HDCP	-1-	-2-	-3-	Total	HDCP Total
Justin M. Hodges	170	45	246	169	175	590	725
Shawn E. Mizner	179	36	159	209	180	548	656
Tyler L. Mizner	181	34	195	233	159	587	689
Michael G. Marcellus	198	17	172	152	143	467	518
Austin M. Longmore	195	20	124	169	131	424	484
			====	====	====	====	====
Scratch Total			896	932	788	2616	2616
Handicap			152	152	152		456
Total			1048	1084	940	2616	3072
Team Points Won			0.0	0.0	0.0	0.0	0.0
Match Points Won			1.0	2.0	1.5	5.5	5.5
Total Points Won			1.0	2.0	1.5	5.5	5.5

Lane 5 9 - AB Service & Repair Week 6 10/14/2024

Name	Old Avg	Old HDCP	-1-	-2-	-3-	Total	HDCP Total
Sean A. McBride	145	70	140	127	157	424	634
Cody D. Bristow	137	78	146	176	207	529	763
Mike Brown	188	27	172	159	213	544	625
Tom Soderholm	bk188	27	211	168	184	563	644
Kurt L. Schmidt	198	17	201	196	213	610	661
			====	====	====	====	====
Scratch Total			870	826	974	2670	2670
Handicap			219	219	219		657
Total			1089	1045	1193	2670	3327
Team Points Won			5.0	0.0	0.0	5.0	5.0
Match Points Won			3.0	1.0	1.0	6.0	6.0
Total Points Won			8.0	1.0	1.0	11.0	11.0

Lane 6 3 - Kirkland Siding Week 6 10/14/2024

Name	Old Avg	Old HDCP	-1-	-2-	-3-	Total	HDCP Total
Bill Kirkland	153	62	127	171	203	501	687
Conan R. Gifford	152	63	105	142	149	396	585
Larry L. Harrington	152	63	137	147	185	469	658
Bobby Turner Jr	160	55	175	225	178	578	743
Lane E. Riffey	169	46	190	195	203	588	726
			====	====	====	====	====
Scratch Total			734	880	918	2532	2532
Handicap			289	289	289		867
Total			1023	1169	1207	2532	3399
Team Points Won			0.0	5.0	5.0	15.0	15.0
Match Points Won			2.0	4.0	4.0	14.0	14.0
Total Points Won			2.0	9.0	9.0	29.0	29.0

Classic 2024-25

Lane 7 2 - Kennedy Arborcare Week 6 10/14/2024

Name	Old Avg	Old HDCP	-1-	-2-	-3-	Total	HDCP Total
Masato M. Sugita	176	39	214	227	181	622	739
Matthew J. Doerr	133	82	152	131	139	422	668
Andrew J. Kennedy	135	80	174	175	145	494	734
Brandon M. Conyers	174	41	174	226	163	563	686
Kevin L. Wise	189	26	200	155	182	537	615
			====	====	====	====	====
Scratch Total			914	914	810	2638	2638
Handicap			268	268	268		804
Total			1182	1182	1078	2638	3442
Team Points Won			5.0	5.0	5.0	20.0	20.0
Match Points Won			4.0	3.0	2.0	13.0	13.0
Total Points Won			9.0	8.0	7.0	33.0	33.0

Lane 8 7 - Peerless Machine Week 6 10/14/2024

Name	Old Avg	Old HDCP	-1-	-2-	-3-	Total	HDCP Total
Brooks D. Paul	115	100	134	116	124	374	674
John W. Paul	115	100	109	123	97	329	629
Jake W. Peden	142	73	180	153	144	477	696
Alex J. Peden	148	67	114	152	153	419	620
Cory D. Waddell	179	36	205	183	182	570	678
			====	====	====	====	====
Scratch Total			742	727	700	2169	2169
Handicap			376	376	376		1128
Total			1118	1103	1076	2169	3297
Team Points Won			0.0	0.0	0.0	0.0	0.0
Match Points Won			1.0	2.0	3.0	7.0	7.0
Total Points Won			1.0	2.0	3.0	7.0	7.0

Lane 9 13 - Auto Central Week 6 10/14/2024

Name	Old Avg	Old HDCP	-1-	-2-	-3-	Total	HDCP Total
Bob Cherry	104	111	132	120	142	394	727
Bob J. Hunt	126	89	158	125	109	392	659
Chris L. Stapleton	165	50	166	160	146	472	622
Kevin L. Moriarty	170	45	215	181	167	563	698
John L. Krotz	bk176	39	236	186	149	571	688
			====	====	====	====	====
Scratch Total			907	772	713	2392	2392
Handicap			334	334	334		1002
Total			1241	1106	1047	2392	3394
Team Points Won			5.0	0.0	0.0	5.0	5.0
Match Points Won			3.5	2.0	1.0	7.5	7.5
Total Points Won			8.5	2.0	1.0	12.5	12.5

Lane 10 10 - Wii Bowling World Champs Week 6 10/14/2024

Name	Old Avg	Old HDCP	-1-	-2-	-3-	Total	HDCP Total
Jacob D. Roth	93	122	121	96	104	321	687
Javan D. Clement	137	78	139	200	177	516	750
Brandon J. Clement	141	74	144	172	123	439	661
Anthony C. Eigenberg	198	17	215	212	248	675	726
Jason S. Feddersen	227	0	200	222	280	702	702
			====	====	====	====	====
Scratch Total			819	902	932	2653	2653
Handicap			291	291	291		873
Total			1110	1193	1223	2653	3526
Team Points Won			0.0	5.0	5.0	15.0	15.0
Match Points Won			1.5	3.0	4.0	12.5	12.5
Total Points Won			1.5	8.0	9.0	27.5	27.5

Lane 11 4 - Little Mexico Restaurant Week 6 10/14/2024

Name	Old Avg	Old HDCP	-1-	-2-	-3-	Total	HDCP Total
Trevor A. Roberts	bk151	64	139	199	175	513	705
Quintn S. Holliday	144	71	125	117	148	390	603
Nolan P. Parr	129	86	134	120	154	408	666
Cruz A. Evans	182	33	188	142	175	505	604
Craig A. Schutt	168	47	178	142	159	479	620
			====	====	====	====	====
Scratch Total			764	720	811	2295	2295
Handicap			301	301	301		903
Total			1065	1021	1112	2295	3198
Team Points Won			0.0	0.0	5.0	5.0	5.0
Match Points Won			1.0	1.0	4.0	7.0	7.0
Total Points Won			1.0	1.0	9.0	12.0	12.0

Lane 12 8 - West Week 6 10/14/2024

Name	Old Avg	Old HDCP	-1-	-2-	-3-	Total	HDCP Total
Bob Stevens	149	66	161	143	172	476	674
Johnny L. Nikkila	166	49	158	157	168	483	630
Ivan D. Stones	169	46	212	166	156	534	672
Gary D. Hatcher	174	41	163	194	160	517	640
Justin R. Swanek	206	9	255	233	204	692	719
			====	====	====	====	====
Scratch Total			949	893	860	2702	2702
Handicap			211	211	211		633
Total			1160	1104	1071	2702	3335
Team Points Won			5.0	5.0	0.0	15.0	15.0
Match Points Won			4.0	4.0	1.0	13.0	13.0
Total Points Won			9.0	9.0	1.0	28.0	28.0

Classic 2024-25

Lane 13 14 - Jack Lederman Co. Week 6 10/14/2024

Name	Old Avg	Old HDCP	-1-	-2-	-3-	Total	HDCP Total
Eric R. Zikmund	bk188	27	219	185	255	659	740
Trevor D. Hibberd	173	42	175	225	150	550	676
Leroy H. Hoss	144	71	158	135	155	448	661
David D. Hibberd	188	27	159	213	222	594	675
Jarod D. Zikmund	216	0	137	258	249	644	644
			====	====	====	====	====
Scratch Total			848	1016	1031	2895	2895
Handicap			167	167	167		501
Total			1015	1183	1198	2895	3396
Team Points Won			0.0	5.0	5.0	15.0	15.0
Match Points Won			2.0	4.0	4.5	15.5	15.5
Total Points Won			2.0	9.0	9.5	30.5	30.5

Lane 14 11 - Cornhusker Ag/Rising Ag Week 6 10/14/2024

Name	Old Avg	Old HDCP	-1-	-2-	-3-	Total	HDCP Total
Blake R. Bogus	125	90	172	119	121	412	682
Doug Samuelson	136	79	136	110	113	359	596
Hewitt P. Moyer	177	38	166	193	137	496	610
Carter R. Hollis	208	7	215	185	205	605	626
Jared J. Samuelson	216	0	191	245	206	642	642
			====	====	====	====	====
Scratch Total			880	852	782	2514	2514
Handicap			214	214	214		642
Total			1094	1066	996	2514	3156
Team Points Won			5.0	0.0	0.0	5.0	5.0
Match Points Won			3.0	1.0	0.5	4.5	4.5
Total Points Won			8.0	1.0	0.5	9.5	9.5

Classic 2024-25

Big Apple Fun Center

Note: This report includes information through October 14 which is Week 6 of 32

Match Points Won (This Week) -- Week 6

Lane 1 1 - Draw Team-Super Cool Unnamed Team

Name	Last Wk Won	Last Wk Lost	HDCP -1-	HDCP -2-	HDCP -3-	HDCP Total
			293	188	219	700
			229	258	216	703
			224	246	260	730
			273	256	232	761
			208	210	183	601
=====						
Scratch Total			1093	1024	976	3093
Handicap			134	134	134	402
Total			1227	1158	1110	3495
Team Points Won			5.0	5.0	5.0	20.0
Match Points Won			4.0	3.0	3.5	14.5
Total Points Won			9.0	8.0	8.5	34.5

Lane 3 5 - Super Cool Unnamed Team Week 6 10/14/2024

Name	Last Wk Won	Last Wk Lost	HDCP -1-	HDCP -2-	HDCP -3-	HDCP Total
Tom Richmond	1.0	3.0	293	188	219	700
Jason D. Stubbs	3.5	0.5	229	258	216	703
Scott A. Bauer	2.0	2.0	224	246	260	730
Ryan E. Walton	4.0		273	256	232	761
Chuck M. Brisbin	4.0		208	210	183	601
=====						
Scratch Total			1093	1024	976	3093
Handicap			134	134	134	402
Total			1227	1158	1110	3495
Team Points Won			5.0	5.0	5.0	20.0
Match Points Won			4.0	3.0	3.5	14.5
Total Points Won			9.0	8.0	8.5	34.5

Lane 5 9 - AB Service & Repair Week 6 10/14/2024

Name	Last Wk Won	Last Wk Lost	HDCP -1-	HDCP -2-	HDCP -3-	HDCP Total
Sean A. McBride	1.0	3.0	210	197	227	634
Cody D. Bristow	4.0		224	254	285	763
Mike Brown		4.0	199	186	240	625
Tom Soderholm	1.0	3.0	238	195	211	644
Kurt L. Schmidt		4.0	218	213	230	661
=====						
Scratch Total			870	826	974	2670
Handicap			219	219	219	657
Total			1089	1045	1193	3327
Team Points Won			5.0	0.0	0.0	5.0
Match Points Won			3.0	1.0	1.0	6.0
Total Points Won			8.0	1.0	1.0	11.0

Lane 2 6 - Sorensen Group Week 6 10/14/2024

Name	Last Wk Won	Last Wk Lost	HDCP -1-	HDCP -2-	HDCP -3-	HDCP Total
Doug Giles	1.0	3.0	233	241	203	677
Chris R. Lytle	0.5	3.5	229	203	208	640
Jeff A. Fruhling		4.0	201	194	218	613
Josh K. Krolikowski		4.0	188	202	150	540
Jeremy J. Dalland	3.0	1.0	228	242	176	646
=====						
Scratch Total			959	962	835	2756
Handicap			120	120	120	360
Total			1079	1082	955	3116
Team Points Won			0.0	0.0	0.0	0.0
Match Points Won			1.5	2.0	0.0	4.5
Total Points Won			1.5	2.0	0.0	4.5

Lane 4 12 - Common Cents Bookkeeping Week 6 10/14/2024

Name	Last Wk Won	Last Wk Lost	HDCP -1-	HDCP -2-	HDCP -3-	HDCP Total
Justin M. Hodges	3.0	1.0	291	214	220	725
Shawn E. Mizner	0.5	3.5	195	245	216	656
Tyler L. Mizner	2.0	2.0	229	267	193	689
Michael G. Marcellus		4.0	189	169	160	518
Austin M. Longmore		4.0	144	189	151	484
=====						
Scratch Total			896	932	788	2616
Handicap			152	152	152	456
Total			1048	1084	940	3072
Team Points Won			0.0	0.0	0.0	0.0
Match Points Won			1.0	2.0	1.5	5.5
Total Points Won			1.0	2.0	1.5	5.5

Lane 6 3 - Kirkland Siding Week 6 10/14/2024

Name	Last Wk Won	Last Wk Lost	HDCP -1-	HDCP -2-	HDCP -3-	HDCP Total
Bill Kirkland	3.0	1.0	189	233	265	687
Conan R. Gifford		4.0	168	205	212	585
Larry L. Harrington	4.0		200	210	248	658
Bobby Turner Jr	3.0	1.0	230	280	233	743
Lane E. Riffey	4.0		236	241	249	726
=====						
Scratch Total			734	880	918	2532
Handicap			289	289	289	867
Total			1023	1169	1207	3399
Team Points Won			0.0	5.0	5.0	15.0
Match Points Won			2.0	4.0	4.0	14.0
Total Points Won			2.0	9.0	9.0	29.0

Note: This report includes information through October 14 which is Week 6 of 32

Lane 7 2 - Kennedy Arborcare Week 6 10/14/2024

Name	Last Wk Won	Last Wk Lost	HDCP -1-	HDCP -2-	HDCP -3-	HDCP Total
Masato M. Sugita	3.0	1.0	253	266	220	739
Matthew J. Doerr	3.0	1.0	234	213	221	668
Andrew J. Kennedy	4.0		254	255	225	734
Brandon M. Conyers	3.0	1.0	215	267	204	686
Kevin L. Wise		4.0	226	181	208	615
=====						
Scratch Total			914	914	810	2638
Handicap			268	268	268	804
Total			1182	1182	1078	3442
Team Points Won			5.0	5.0	5.0	20.0
Match Points Won			4.0	3.0	2.0	13.0
Total Points Won			9.0	8.0	7.0	33.0

Lane 8 7 - Peerless Machine Week 6 10/14/2024

Name	Last Wk Won	Last Wk Lost	HDCP -1-	HDCP -2-	HDCP -3-	HDCP Total
Brooks D. Paul	1.0	3.0	234	216	224	674
John W. Paul	1.0	3.0	209	223	197	629
Jake W. Peden		4.0	253	226	217	696
Alex J. Peden	1.0	3.0	181	219	220	620
Cory D. Waddell	4.0		241	219	218	678
=====						
Scratch Total			742	727	700	2169
Handicap			376	376	376	1128
Total			1118	1103	1076	3297
Team Points Won			0.0	0.0	0.0	0.0
Match Points Won			1.0	2.0	3.0	7.0
Total Points Won			1.0	2.0	3.0	7.0

Lane 9 13 - Auto Central Week 6 10/14/2024

Name	Last Wk Won	Last Wk Lost	HDCP -1-	HDCP -2-	HDCP -3-	HDCP Total
Bob Cherry	3.5	0.5	243	231	253	727
Bob J. Hunt	1.0	3.0	247	214	198	659
Chris L. Stapleton		4.0	216	210	196	622
Kevin L. Moriarty	1.0	3.0	260	226	212	698
John L. Krotz	2.0	2.0	275	225	188	688
=====						
Scratch Total			907	772	713	2392
Handicap			334	334	334	1002
Total			1241	1106	1047	3394
Team Points Won			5.0	0.0	0.0	5.0
Match Points Won			3.5	2.0	1.0	7.5
Total Points Won			8.5	2.0	1.0	12.5

Lane 10 10 - Wii Bowling World Champs Week 6 10/14/2024

Name	Last Wk Won	Last Wk Lost	HDCP -1-	HDCP -2-	HDCP -3-	HDCP Total
Jacob D. Roth	0.5	3.5	243	218	226	687
Javan D. Clement	3.0	1.0	217	278	255	750
Brandon J. Clement	4.0		218	246	197	661
Anthony C. Eigenberg	3.0	1.0	232	229	265	726
Jason S. Feddersen	2.0	2.0	200	222	280	702
=====						
Scratch Total			819	902	932	2653
Handicap			291	291	291	873
Total			1110	1193	1223	3526
Team Points Won			0.0	5.0	5.0	15.0
Match Points Won			1.5	3.0	4.0	12.5
Total Points Won			1.5	8.0	9.0	27.5

Lane 11 4 - Little Mexico Restaurant Week 6 10/14/2024

Name	Last Wk Won	Last Wk Lost	HDCP -1-	HDCP -2-	HDCP -3-	HDCP Total
Trevor A. Roberts	3.0	1.0	203	263	239	705
Quintn S. Holliday	1.0	3.0	196	188	219	603
Nolan P. Parr	1.0	3.0	220	206	240	666
Cruz A. Evans	2.0	2.0	221	175	208	604
Craig A. Schutt		4.0	225	189	206	620
=====						
Scratch Total			764	720	811	2295
Handicap			301	301	301	903
Total			1065	1021	1112	3198
Team Points Won			0.0	0.0	5.0	5.0
Match Points Won			1.0	1.0	4.0	7.0
Total Points Won			1.0	1.0	9.0	12.0

Lane 12 8 - West Week 6 10/14/2024

Name	Last Wk Won	Last Wk Lost	HDCP -1-	HDCP -2-	HDCP -3-	HDCP Total
Bob Stevens	1.0	3.0	227	209	238	674
Johnny L. Nikkila	3.0	1.0	207	206	217	630
Ivan D. Stones	3.0	1.0	258	212	202	672
Gary D. Hatcher	2.0	2.0	204	235	201	640
Justin R. Swanek	4.0		264	242	213	719
=====						
Scratch Total			949	893	860	2702
Handicap			211	211	211	633
Total			1160	1104	1071	3335
Team Points Won			5.0	5.0	0.0	15.0
Match Points Won			4.0	4.0	1.0	13.0
Total Points Won			9.0	9.0	1.0	28.0

Lane 13 14 - Jack Lederman Co. Week 6 10/14/2024

Name	Last Wk Won	Last Wk Lost	HDCP -1-	HDCP -2-	HDCP -3-	HDCP Total
Eric R. Zikmund	3.0	1.0	246	212	282	740
Trevor D. Hibberd	3.5	0.5	217	267	192	676
Leroy H. Hoss	3.0	1.0	229	206	226	661
David D. Hibberd	3.0	1.0	186	240	249	675
Jarod D. Zikmund	3.0	1.0	137	258	249	644
=====						
Scratch Total			848	1016	1031	2895
Handicap			167	167	167	501
Total			1015	1183	1198	3396
Team Points Won			0.0	5.0	5.0	15.0
Match Points Won			2.0	4.0	4.5	15.5
Total Points Won			2.0	9.0	9.5	30.5

Lane 14 11 - Cornhusker Ag/Rising Ag Week 6 10/14/2024

Name	Last Wk Won	Last Wk Lost	HDCP -1-	HDCP -2-	HDCP -3-	HDCP Total
Blake R. Bogus	1.0	3.0	262	209	211	682
Doug Samuelson	0.5	3.5	215	189	192	596
Hewitt P. Moyer	1.0	3.0	204	231	175	610
Carter R. Hollis	1.0	3.0	222	192	212	626
Jared J. Samuelson	1.0	3.0	191	245	206	642
=====						
Scratch Total			880	852	782	2514
Handicap			214	214	214	642
Total			1094	1066	996	3156
Team Points Won			5.0	0.0	0.0	5.0
Match Points Won			3.0	1.0	0.5	4.5
Total Points Won			8.0	1.0	0.5	9.5

Classic 2024-25

Big Apple Fun Center

* Bowlers listed must have a minimum of 1 games.

Match Points Won (Total for Year)

Name	Points	Points	%Won	Avg	Gms	Name	Points	Points	%Won	Avg	Gms
	Won	Lost					Won	Lost			
Anthony C. Eigenberg	17.5	6.5	72.92%	203	18	Jake W. Peden	9.0	7.0	56.25%	146	12
Javan D. Clement	17.0	3.0	85.00%	144	15	Chuck M. Brisbin	9.0	15.0	37.50%	195	18
Bob Cherry	16.5	7.5	68.75%	109	18	John W. Paul	9.0	11.0	45.00%	114	15
Lane E. Riffey	16.0	8.0	66.67%	173	18	Jared J. Samuelson	9.0	15.0	37.50%	216	18
Brandon M. Conyers	16.0	8.0	66.67%	176	18	David D. Hibberd	9.0	7.0	56.25%	191	12
Trevor D. Hibberd	15.5	8.5	64.58%	175	18	Carter R. Hollis	8.5	15.5	35.42%	207	18
Austin M. Longmore	14.5	9.5	60.42%	186	18	Brooks D. Paul	8.0	16.0	33.33%	116	18
Brandon J. Clement	14.0	6.0	70.00%	142	15	Trevor A. Roberts	8.0	4.0	66.67%	160	9
Doug Samuelson	14.0	10.0	58.33%	133	18	Danny Jeffries	8.0	4.0	66.67%	183	9
Jason S. Feddersen	14.0	6.0	70.00%	228	15	Matthew J. Doerr	8.0	12.0	40.00%	134	15
Cory D. Waddell	14.0	6.0	70.00%	181	15	Leroy H. Hoss	8.0	16.0	33.33%	145	18
Doug Giles	13.0	11.0	54.17%	182	18	Logan J. Albright	7.0	1.0	87.50%	bk172	6
Jeremy J. Dalland	13.0	7.0	65.00%	228	15	Ron J. Studnicka	7.0	13.0	35.00%	149	15
Larry L. Harrington	13.0	11.0	54.17%	153	15	Chris L. Stapleton	7.0	17.0	29.17%	164	18
Tyler L. Mizner	13.0	11.0	54.17%	183	18	Blake R. Bogus	7.0	13.0	35.00%	127	15
Ivan D. Stones	13.0	11.0	54.17%	171	18	Nolan P. Parr	6.5	9.5	40.63%	131	12
Bobby Turner Jr	13.0	7.0	65.00%	167	15	Josh K. Krolikowski	6.0	18.0	25.00%	187	18
Masato M. Sugita	13.0	11.0	54.17%	181	18	Kevin L. Moriarty	6.0	18.0	25.00%	173	18
Cruz A. Evans	13.0	7.0	65.00%	179	15	Cody D. Bristow	6.0	14.0	30.00%	145	15
Justin M. Hodges	13.0	11.0	54.17%	174	18	Hewitt P. Moyer	6.0	6.0	50.00%	173	9
Jason D. Stubbs	12.5	11.5	52.08%	180	18	Matt W. Morrow	6.0	2.0	75.00%	bk182	6
Justin R. Swanek	12.0	8.0	60.00%	211	15	Tom Richmond	5.0	15.0	25.00%	194	15
Andrew J. Kennedy	12.0	12.0	50.00%	141	15	Eric R. Zikmund	5.0	7.0	41.67%	193	9
Kevin L. Wise	12.0	12.0	50.00%	188	18	Jacob M. Rodriguez	5.0	7.0	41.67%	102	9
Mike Brown	12.0	8.0	60.00%	186	12	Richard M. Serr	4.0		100.00%	bk161	3
Sean A. McBride	12.0	12.0	50.00%	145	18	Eric R. Bedke	4.0		100.00%	206	3
Nathan Banks	12.0	4.0	75.00%	176	12	Tom Soderholm	4.0	4.0	50.00%	bk188	6
Jeff A. Fruhling	12.0	12.0	50.00%	191	18	Todd M. Mathews	4.0		100.00%	bk205	3
Jarod D. Zikmund	11.5	8.5	57.50%	216	15	Greg A. Pettit	3.0	1.0	75.00%	bk199	3
Conan R. Gifford	11.0	13.0	45.83%	148	18	Jerry Schmitz	3.0	5.0	37.50%	bk187	6
Ryan E. Walton	11.0	13.0	45.83%	201	18	Brent E. Hollis	3.0	1.0	75.00%	141	3
Quintn S. Holliday	11.0	13.0	45.83%	142	18	Chris C. Hunt	3.0	5.0	37.50%	171	6
Jacob D. Roth	11.0	9.0	55.00%	96	15	Doug Houtz	3.0	5.0	37.50%	bk169	6
Bill Kirkland	11.0	13.0	45.83%	156	18	Dan Schmidt	3.0	13.0	18.75%	204	12
Chris R. Lytle	10.5	5.5	65.63%	173	12	Brad M. Olson	3.0	1.0	75.00%	bk185	3
Craig A. Schutt	10.5	13.5	43.75%	167	18	Mike McCollough	2.0	2.0	50.00%	bk156	3
Bob Stevens	10.0	14.0	41.67%	151	18	Scott A. Asay	2.0	6.0	25.00%	136	6
Michael G. Marcellus	10.0	14.0	41.67%	191	18	Bob J. Hunt	2.0	14.0	12.50%	127	12
Johnny L. Nikkila	10.0	10.0	50.00%	165	15	John L. Krotz	2.0	2.0	50.00%	bk176	3
Alex J. Peden	10.0	14.0	41.67%	147	18	Keith A. Albright	2.0	2.0	50.00%	205	3
Mark A. Woodside	10.0	6.0	62.50%	147	12	Tom McLeod	1.0	3.0	25.00%	bk184	3
Kurt L. Schmidt	10.0	10.0	50.00%	199	15	Scott A. Feddersen	1.0	3.0	25.00%	bk154	3
Shawn E. Mizner	9.5	14.5	39.58%	179	18	Devon L. Smith	0.5	3.5	12.50%	bk184	3
Gary D. Hatcher	9.0	15.0	37.50%	174	18	Nate Grabenstein		4.0	0.00%	110	3
Scott A. Bauer	9.0	11.0	45.00%	187	15						

Classic 2024-25

Big Apple Fun Center

* Bowlers listed must have a minimum of 1 games.

Change in Average

Name	-----Old-----		Old					---Average Change---			Weekly Over Avg
	Pins	Games	Avg	-1-	-2-	-3-	Total	New	Old	---> +/-	Series Avg +/-
Keith A. Albright	615	3	205				0	205.00	- 205.00	= 0.00	
Logan J. Albright	1189	6	bk172				0	198.17	- 198.17	= 0.00	
Scott A. Asay	817	6	136				0	136.17	- 136.17	= 0.00	
Nathan Banks	2117	12	176				0	176.42	- 176.42	= 0.00	
Scott A. Bauer	2180	12	181	190	212	226	628	187.20	- 181.67	= 5.53	628 - 543=85
Eric R. Bedke	618	3	206				0	206.00	- 206.00	= 0.00	
Blake R. Bogus	1501	12	125	172	119	121	412	127.53	- 125.08	= 2.45	412 - 375=37
Chuck M. Brisbin	2976	15	198	191	193	166	550	195.89	- 198.40	= -2.51	550 - 594=-44
Cody D. Bristow	1653	12	137	146	176	207	529	145.47	- 137.75	= 7.72	529 - 411=118
Mike Brown	1697	9	188	172	159	213	544	186.75	- 188.56	= -1.81	544 - 564=-20
Bob Cherry	1572	15	104	132	120	142	394	109.22	- 104.80	= 4.42	394 - 312=82
Brandon J. Clement	1701	12	141	144	172	123	439	142.67	- 141.75	= 0.92	439 - 423=16
Javan D. Clement	1646	12	137	139	200	177	516	144.13	- 137.17	= 6.97	516 - 411=105
Brandon M. Conyers	2620	15	174	174	226	163	563	176.83	- 174.67	= 2.17	563 - 522=41
Jeremy J. Dalland	2779	12	231	228	242	176	646	228.33	- 231.58	= -3.25	646 - 693=-47
Matthew J. Doerr	1598	12	133	152	131	139	422	134.67	- 133.17	= 1.50	422 - 399=23
Anthony C. Eigenberg	2982	15	198	215	212	248	675	203.17	- 198.80	= 4.37	675 - 594=81
Cruz A. Evans	2189	12	182	188	142	175	505	179.60	- 182.42	= -2.82	505 - 546=-41
Jason S. Feddersen	2725	12	227	200	222	280	702	228.47	- 227.08	= 1.38	702 - 681=21
Scott A. Feddersen	485	3	bk154				0	161.67	- 161.67	= 0.00	
Jeff A. Fruhling	2896	15	193	179	172	196	547	191.28	- 193.07	= -1.79	547 - 579=-32
Conan R. Gifford	2282	15	152	105	142	149	396	148.78	- 152.13	= -3.36	396 - 456=-60
Doug Giles	2708	15	180	198	206	168	572	182.22	- 180.53	= 1.69	572 - 540=32
Nate Grabenstein	332	3	110				0	110.67	- 110.67	= 0.00	
Larry L. Harrington	1833	12	152	137	147	185	469	153.47	- 152.75	= 0.72	469 - 456=13
Gary D. Hatcher	2622	15	174	163	194	160	517	174.39	- 174.80	= -0.41	517 - 522=-5
David D. Hibberd	1698	9	188	159	213	222	594	191.00	- 188.67	= 2.33	594 - 564=30
Trevor D. Hibberd	2608	15	173	175	225	150	550	175.44	- 173.87	= 1.58	550 - 519=31
Justin M. Hodges	2551	15	170	246	169	175	590	174.50	- 170.07	= 4.43	590 - 510=80
Quintn S. Holliday	2166	15	144	125	117	148	390	142.00	- 144.40	= -2.40	390 - 432=-42
Brent E. Hollis	425	3	141				0	141.67	- 141.67	= 0.00	
Carter R. Hollis	3123	15	208	215	185	205	605	207.11	- 208.20	= -1.09	605 - 624=-19
Leroy H. Hoss	2162	15	144	158	135	155	448	145.00	- 144.13	= 0.87	448 - 432=16
Doug Houtz	956	6	bk169				0	159.33	- 159.33	= 0.00	
Bob J. Hunt	1134	9	126	158	125	109	392	127.17	- 126.00	= 1.17	392 - 378=14
Chris C. Hunt	1028	6	171				0	171.33	- 171.33	= 0.00	
Danny Jeffryes	1652	9	183				0	183.56	- 183.56	= 0.00	

Classic 2024-25

Name	-----Old-----		Old						---Average Change---			Weekly Over Avg
	Pins	Games	Avg	-1-	-2-	-3-	Total	New	Old	---> +/-	Series Avg +/-	
Andrew J. Kennedy	1623	12	135	174	175	145	494	141.13	- 135.25	= 5.88	494 - 405=89	
Bill Kirkland	2309	15	153	127	171	203	501	156.11	- 153.93	= 2.18	501 - 459=42	
Josh K. Krolkowski	2901	15	193	166	180	128	474	187.50	- 193.40	= -5.90	474 - 579=-105	
John L. Krotz	0	0	bk176	236	186	149	571	190.33	- 0.00	= 190.33	571 - 528=43	
Austin M. Longmore	2934	15	195	124	169	131	424	186.56	- 195.60	= -9.04	424 - 585=-161	
Chris R. Lytle	1567	9	174	188	162	167	517	173.67	- 174.11	= -0.44	517 - 522=-5	
Michael G. Marcellus	2980	15	198	172	152	143	467	191.50	- 198.67	= -7.17	467 - 594=-127	
Todd M. Mathews	715	3	bk205				0	238.33	- 238.33	= 0.00		
Sean A. McBride	2188	15	145	140	127	157	424	145.11	- 145.87	= -0.76	424 - 435=-11	
Mike McCollough	482	3	bk156				0	160.67	- 160.67	= 0.00		
Tom McLeod	537	3	bk184				0	179.00	- 179.00	= 0.00		
Shawn E. Mizner	2685	15	179	159	209	180	548	179.61	- 179.00	= 0.61	548 - 537=11	
Tyler L. Mizner	2720	15	181	195	233	159	587	183.72	- 181.33	= 2.39	587 - 543=44	
Kevin L. Moriarty	2552	15	170	215	181	167	563	173.06	- 170.13	= 2.92	563 - 510=53	
Matt W. Morrow	1039	6	bk182				0	173.17	- 173.17	= 0.00		
Hewitt P. Moyer	1064	6	177	166	193	137	496	173.33	- 177.33	= -4.00	496 - 531=-35	
Johnny L. Nikkila	1995	12	166	158	157	168	483	165.20	- 166.25	= -1.05	483 - 498=-15	
Brad M. Olson	614	3	bk185				0	204.67	- 204.67	= 0.00		
Nolan P. Parr	1164	9	129	134	120	154	408	131.00	- 129.33	= 1.67	408 - 387=21	
Brooks D. Paul	1727	15	115	134	116	124	374	116.72	- 115.13	= 1.59	374 - 345=29	
John W. Paul	1382	12	115	109	123	97	329	114.07	- 115.17	= -1.10	329 - 345=-16	
Alex J. Peden	2227	15	148	114	152	153	419	147.00	- 148.47	= -1.47	419 - 444=-25	
Jake W. Peden	1280	9	142	180	153	144	477	146.42	- 142.22	= 4.19	477 - 426=51	
Greg A. Pettit	628	3	bk199				0	209.33	- 209.33	= 0.00		
Tom Richmond	2292	12	191	269	164	195	628	194.67	- 191.00	= 3.67	628 - 573=55	
Lane E. Riffey	2537	15	169	190	195	203	588	173.61	- 169.13	= 4.48	588 - 507=81	
Trevor A. Roberts	933	6	bk151	139	199	175	513	160.67	- 155.50	= 5.17	513 - 453=60	
Jacob M. Rodriguez	924	9	102				0	102.67	- 102.67	= 0.00		
Jacob D. Roth	1122	12	93	121	96	104	321	96.20	- 93.50	= 2.70	321 - 279=42	
Doug Samuelson	2048	15	136	136	110	113	359	133.72	- 136.53	= -2.81	359 - 408=-49	
Jared J. Samuelson	3249	15	216	191	245	206	642	216.17	- 216.60	= -0.43	642 - 648=-6	
Dan Schmidt	2457	12	204				0	204.75	- 204.75	= 0.00		
Kurt L. Schmidt	2379	12	198	201	196	213	610	199.27	- 198.25	= 1.02	610 - 594=16	
Jerry Schmitz	1036	6	bk187				0	172.67	- 172.67	= 0.00		
Craig A. Schutt	2534	15	168	178	142	159	479	167.39	- 168.93	= -1.54	479 - 504=-25	
Richard M. Serr	524	3	bk161				0	174.67	- 174.67	= 0.00		
Devon L. Smith	542	3	bk184				0	180.67	- 180.67	= 0.00		
Tom Soderholm	584	3	bk188	211	168	184	563	191.17	- 194.67	= -3.50	563 - 564=-1	
Chris L. Stapleton	2480	15	165	166	160	146	472	164.00	- 165.33	= -1.33	472 - 495=-23	
Bob Stevens	2247	15	149	161	143	172	476	151.28	- 149.80	= 1.48	476 - 447=29	
Ivan D. Stones	2545	15	169	212	166	156	534	171.06	- 169.67	= 1.39	534 - 507=27	

Classic 2024-25

Name	-----Old-----		Old Avg	-1- -2- -3-			Total	---Average Change---			Weekly Over Avg Series Avg +/-
	Pins	Games		-1-	-2-	-3-		New - Old	---> +/-		
Jason D. Stubbs	2654	15	176	190	219	177	586	180.00	- 176.93	= 3.07	586 - 528=58
Ron J. Studnicka	2238	15	149				0	149.20	- 149.20	= 0.00	
Masato M. Sugita	2648	15	176	214	227	181	622	181.67	- 176.53	= 5.13	622 - 528=94
Justin R. Swanek	2475	12	206	255	233	204	692	211.13	- 206.25	= 4.88	692 - 618=74
Bobby Turner Jr	1929	12	160	175	225	178	578	167.13	- 160.75	= 6.38	578 - 480=98
Cory D. Waddell	2156	12	179	205	183	182	570	181.73	- 179.67	= 2.07	570 - 537=33
Ryan E. Walton	2930	15	195	253	236	212	701	201.72	- 195.33	= 6.39	701 - 585=116
Kevin L. Wise	2847	15	189	200	155	182	537	188.00	- 189.80	= -1.80	537 - 567=-30
Mark A. Woodside	1771	12	147				0	147.58	- 147.58	= 0.00	
Eric R. Zikmund	1080	6	bk188	219	185	255	659	193.22	- 180.00	= 13.22	659 - 564=95
Jarod D. Zikmund	2596	12	216	137	258	249	644	216.00	- 216.33	= -0.33	644 - 648=-4

Classic 2024-25

Big Apple Fun Center

* Bowlers listed must have a minimum of 1 games.

High Average Listing

	<u>Name</u>	<u>True Average</u>	<u>Pins</u>	<u>Gms</u>	<u>To Raise Avg +1</u>	<u>To Drop Avg -1</u>
1	Todd M. Mathews	238.33	715	3	719	712
2	Jason S. Feddersen	228.47	3427	15	695	676
3	Jeremy J. Dalland	228.33	3425	15	697	678
4	Jared J. Samuelson	216.17	3891	18	666	644
5	Jarod D. Zikmund	216.00	3240	15	666	647
6	Justin R. Swanek	211.13	3167	15	649	630
7	Greg A. Pettit	209.33	628	3	632	625
8	Carter R. Hollis	207.11	3728	18	640	618
9	Eric R. Bedke	206.00	618	3	624	617
10	Keith A. Albright	205.00	615	3	621	614
11	Dan Schmidt	204.75	2457	12	618	602
12	Brad M. Olson	204.67	614	3	616	609
13	Anthony C. Eigenberg	203.17	3657	18	627	605
14	Ryan E. Walton	201.72	3631	18	611	589
15	Kurt L. Schmidt	199.27	2989	15	611	592
16	Logan J. Albright	198.17	1189	6	602	592
17	Chuck M. Brisbin	195.89	3526	18	590	568
18	Tom Richmond	194.67	2920	15	590	571
19	Eric R. Zikmund	193.22	1739	9	589	576
20	Michael G. Marcellus	191.50	3447	18	585	563
21	Jeff A. Fruhling	191.28	3443	18	589	567
22	Tom Soderholm	191.17	1147	6	581	571
23	David D. Hibberd	191.00	2292	12	588	572
24	John L. Krotz	190.33	571	3	575	568
25	Kevin L. Wise	188.00	3384	18	585	563
26	Josh K. Krolikowski	187.50	3375	18	573	551
27	Scott A. Bauer	187.20	2808	15	576	557
28	Mike Brown	186.75	2241	12	564	548
29	Austin M. Longmore	186.56	3358	18	569	547
30	Tyler L. Mizner	183.72	3307	18	557	535
31	Danny Jeffryes	183.56	1652	9	556	543
32	Doug Giles	182.22	3280	18	563	541
33	Cory D. Waddell	181.73	2726	15	550	531
34	Masato M. Sugita	181.67	3270	18	552	530
35	Devon L. Smith	180.67	542	3	544	537
36	Jason D. Stubbs	180.00	3240	18	561	539
37	Shawn E. Mizner	179.61	3233	18	547	525
38	Cruz A. Evans	179.60	2694	15	546	527
39	Tom McLeod	179.00	537	3	543	536
40	Brandon M. Conyers	176.83	3183	18	534	512
41	Nathan Banks	176.42	2117	12	538	522
42	Trevor D. Hibberd	175.44	3158	18	538	516
43	Richard M. Serr	174.67	524	3	526	519
44	Justin M. Hodges	174.50	3141	18	534	512
45	Gary D. Hatcher	174.39	3139	18	536	514
46	Chris R. Lytle	173.67	2084	12	526	510
47	Lane E. Riffey	173.61	3125	18	529	507
48	Hewitt P. Moyer	173.33	1560	9	528	515

	<u>Name</u>	<u>True Average</u>	<u>Pins</u>	<u>Gms</u>	<u>To Raise Avg +1</u>	<u>To Drop Avg -1</u>
49	Matt W. Morrow	173.17	1039	6	527	517
50	Kevin L. Moriarty	173.06	3115	18	539	517
51	Jerry Schmitz	172.67	1036	6	521	511
52	Chris C. Hunt	171.33	1028	6	520	510
53	Ivan D. Stones	171.06	3079	18	533	511
54	Craig A. Schutt	167.39	3013	18	515	493
55	Bobby Turner Jr	167.13	2507	15	517	498
56	Johnny L. Nikkila	165.20	2478	15	510	491
57	Chris L. Stapleton	164.00	2952	18	513	491
58	Scott A. Feddersen	161.67	485	3	487	480
59	Mike McCollough	160.67	482	3	484	477
60	Trevor A. Roberts	160.67	1446	9	486	473
61	Doug Houtz	159.33	956	6	484	474
62	Bill Kirkland	156.11	2810	18	487	465
63	Larry L. Harrington	153.47	2302	15	470	451
64	Bob Stevens	151.28	2723	18	469	447
65	Ron J. Studnicka	149.20	2238	15	462	443
66	Conan R. Gifford	148.78	2678	18	451	429
67	Mark A. Woodside	147.58	1771	12	449	433
68	Alex J. Peden	147.00	2646	18	462	440
69	Jake W. Peden	146.42	1757	12	448	432
70	Cody D. Bristow	145.47	2182	15	446	427
71	Sean A. McBride	145.11	2612	18	454	432
72	Leroy H. Hoss	145.00	2610	18	456	434
73	Javan D. Clement	144.13	2162	15	448	429
74	Brandon J. Clement	142.67	2140	15	434	415
75	Quintn S. Holliday	142.00	2556	18	447	425
76	Brent E. Hollis	141.67	425	3	427	420
77	Andrew J. Kennedy	141.13	2117	15	439	420
78	Scott A. Asay	136.17	817	6	416	406
79	Matthew J. Doerr	134.67	2020	15	410	391
80	Doug Samuelson	133.72	2407	18	407	385
81	Nolan P. Parr	131.00	1572	12	408	392
82	Blake R. Bogus	127.53	1913	15	391	372
83	Bob J. Hunt	127.17	1526	12	394	378
84	Brooks D. Paul	116.72	2101	18	356	334
85	John W. Paul	114.07	1711	15	359	340
86	Nate Grabenstein	110.67	332	3	334	327
87	Bob Cherry	109.22	1966	18	344	322
88	Jacob M. Rodriguez	102.67	924	9	312	299
89	Jacob D. Roth	96.20	1443	15	303	284

Classic 2024-25

Big Apple Fun Center

* Bowlers listed must have a minimum of 1 games.

Most Pins Over Average

Name	-----Old-----		Old Avg	-1- -2- -3-			Total	---Average Change---			Weekly Over Avg Series Avg +/-
	Pins	Games		-1-	-2-	-3-		New - Old ---> +/-			
Cody D. Bristow	1653	12	137	146	176	207	529	145.47	- 137.75	= 7.72	529 - 411=118
Ryan E. Walton	2930	15	195	253	236	212	701	201.72	- 195.33	= 6.39	701 - 585=116
Javan D. Clement	1646	12	137	139	200	177	516	144.13	- 137.17	= 6.97	516 - 411=105
Bobby Turner Jr	1929	12	160	175	225	178	578	167.13	- 160.75	= 6.38	578 - 480=98
Eric R. Zikmund	1080	6	bk188	219	185	255	659	193.22	- 180.00	= 13.22	659 - 564=95
Masato M. Sugita	2648	15	176	214	227	181	622	181.67	- 176.53	= 5.13	622 - 528=94
Andrew J. Kennedy	1623	12	135	174	175	145	494	141.13	- 135.25	= 5.88	494 - 405=89
Scott A. Bauer	2180	12	181	190	212	226	628	187.20	- 181.67	= 5.53	628 - 543=85
Bob Cherry	1572	15	104	132	120	142	394	109.22	- 104.80	= 4.42	394 - 312=82
Lane E. Riffey	2537	15	169	190	195	203	588	173.61	- 169.13	= 4.48	588 - 507=81
Anthony C. Eigenberg	2982	15	198	215	212	248	675	203.17	- 198.80	= 4.37	675 - 594=81
Justin M. Hodges	2551	15	170	246	169	175	590	174.50	- 170.07	= 4.43	590 - 510=80
Justin R. Swanek	2475	12	206	255	233	204	692	211.13	- 206.25	= 4.88	692 - 618=74
Trevor A. Roberts	933	6	bk151	139	199	175	513	160.67	- 155.50	= 5.17	513 - 453=60
Jason D. Stubbs	2654	15	176	190	219	177	586	180.00	- 176.93	= 3.07	586 - 528=58
Tom Richmond	2292	12	191	269	164	195	628	194.67	- 191.00	= 3.67	628 - 573=55
Kevin L. Moriarty	2552	15	170	215	181	167	563	173.06	- 170.13	= 2.92	563 - 510=53
Jake W. Peden	1280	9	142	180	153	144	477	146.42	- 142.22	= 4.19	477 - 426=51
Tyler L. Mizner	2720	15	181	195	233	159	587	183.72	- 181.33	= 2.39	587 - 543=44
John L. Krotz	0	0	bk176	236	186	149	571	190.33	- 0.00	= 190.33	571 - 528=43
Jacob D. Roth	1122	12	93	121	96	104	321	96.20	- 93.50	= 2.70	321 - 279=42
Bill Kirkland	2309	15	153	127	171	203	501	156.11	- 153.93	= 2.18	501 - 459=42
Brandon M. Conyers	2620	15	174	174	226	163	563	176.83	- 174.67	= 2.17	563 - 522=41
Blake R. Bogus	1501	12	125	172	119	121	412	127.53	- 125.08	= 2.45	412 - 375=37
Cory D. Waddell	2156	12	179	205	183	182	570	181.73	- 179.67	= 2.07	570 - 537=33
Doug Giles	2708	15	180	198	206	168	572	182.22	- 180.53	= 1.69	572 - 540=32
Trevor D. Hibberd	2608	15	173	175	225	150	550	175.44	- 173.87	= 1.58	550 - 519=31
David D. Hibberd	1698	9	188	159	213	222	594	191.00	- 188.67	= 2.33	594 - 564=30
Bob Stevens	2247	15	149	161	143	172	476	151.28	- 149.80	= 1.48	476 - 447=29
Brooks D. Paul	1727	15	115	134	116	124	374	116.72	- 115.13	= 1.59	374 - 345=29
Ivan D. Stones	2545	15	169	212	166	156	534	171.06	- 169.67	= 1.39	534 - 507=27
Matthew J. Doerr	1598	12	133	152	131	139	422	134.67	- 133.17	= 1.50	422 - 399=23
Nolan P. Parr	1164	9	129	134	120	154	408	131.00	- 129.33	= 1.67	408 - 387=21
Jason S. Feddersen	2725	12	227	200	222	280	702	228.47	- 227.08	= 1.38	702 - 681=21
Kurt L. Schmidt	2379	12	198	201	196	213	610	199.27	- 198.25	= 1.02	610 - 594=16
Brandon J. Clement	1701	12	141	144	172	123	439	142.67	- 141.75	= 0.92	439 - 423=16
Leroy H. Hoss	2162	15	144	158	135	155	448	145.00	- 144.13	= 0.87	448 - 432=16

Classic 2024-25

Name	-----Old-----		Old					---Average Change---			Weekly Over Avg
	Pins	Games	Avg	-1-	-2-	-3-	Total	New	Old	----> +/-	Series Avg +/-
Bob J. Hunt	1134	9	126	158	125	109	392	127.17	- 126.00	= 1.17	392 - 378=14
Larry L. Harrington	1833	12	152	137	147	185	469	153.47	- 152.75	= 0.72	469 - 456=13
Shawn E. Mizner	2685	15	179	159	209	180	548	179.61	- 179.00	= 0.61	548 - 537=11
Tom Soderholm	584	3	bk188	211	168	184	563	191.17	- 194.67	= -3.50	563 - 564=-1
Jarod D. Zikmund	2596	12	216	137	258	249	644	216.00	- 216.33	= -0.33	644 - 648=-4
Gary D. Hatcher	2622	15	174	163	194	160	517	174.39	- 174.80	= -0.41	517 - 522=-5
Chris R. Lytle	1567	9	174	188	162	167	517	173.67	- 174.11	= -0.44	517 - 522=-5
Jared J. Samuelson	3249	15	216	191	245	206	642	216.17	- 216.60	= -0.43	642 - 648=-6
Sean A. McBride	2188	15	145	140	127	157	424	145.11	- 145.87	= -0.76	424 - 435=-11
Johnny L. Nikkila	1995	12	166	158	157	168	483	165.20	- 166.25	= -1.05	483 - 498=-15
John W. Paul	1382	12	115	109	123	97	329	114.07	- 115.17	= -1.10	329 - 345=-16
Carter R. Hollis	3123	15	208	215	185	205	605	207.11	- 208.20	= -1.09	605 - 624=-19
Mike Brown	1697	9	188	172	159	213	544	186.75	- 188.56	= -1.81	544 - 564=-20
Chris L. Stapleton	2480	15	165	166	160	146	472	164.00	- 165.33	= -1.33	472 - 495=-23
Alex J. Peden	2227	15	148	114	152	153	419	147.00	- 148.47	= -1.47	419 - 444=-25
Craig A. Schutt	2534	15	168	178	142	159	479	167.39	- 168.93	= -1.54	479 - 504=-25
Kevin L. Wise	2847	15	189	200	155	182	537	188.00	- 189.80	= -1.80	537 - 567=-30
Jeff A. Fruhling	2896	15	193	179	172	196	547	191.28	- 193.07	= -1.79	547 - 579=-32
Hewitt P. Moyer	1064	6	177	166	193	137	496	173.33	- 177.33	= -4.00	496 - 531=-35
Cruz A. Evans	2189	12	182	188	142	175	505	179.60	- 182.42	= -2.82	505 - 546=-41
Quintn S. Holliday	2166	15	144	125	117	148	390	142.00	- 144.40	= -2.40	390 - 432=-42
Chuck M. Brisbin	2976	15	198	191	193	166	550	195.89	- 198.40	= -2.51	550 - 594=-44
Jeremy J. Dalland	2779	12	231	228	242	176	646	228.33	- 231.58	= -3.25	646 - 693=-47
Doug Samuelson	2048	15	136	136	110	113	359	133.72	- 136.53	= -2.81	359 - 408=-49
Conan R. Gifford	2282	15	152	105	142	149	396	148.78	- 152.13	= -3.36	396 - 456=-60
Josh K. Krolkowski	2901	15	193	166	180	128	474	187.50	- 193.40	= -5.90	474 - 579=-105
Michael G. Marcellus	2980	15	198	172	152	143	467	191.50	- 198.67	= -7.17	467 - 594=-127
Austin M. Longmore	2934	15	195	124	169	131	424	186.56	- 195.60	= -9.04	424 - 585=-161

Classic 2024-25

Big Apple Fun Center

This report is for scores bowled October 14 which is Week 6 of 32

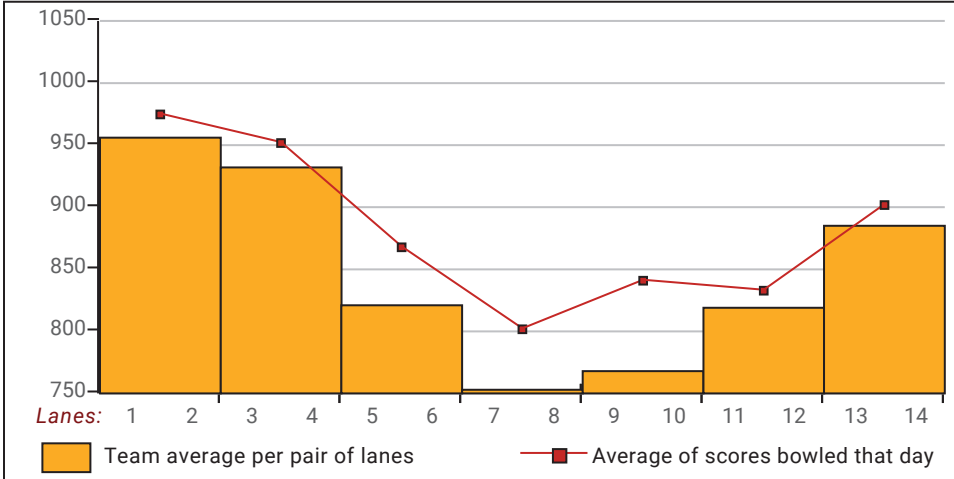
This Week's Statistics: Lefties vs Righties

Unless designated left handed, bowlers are considered right handed.

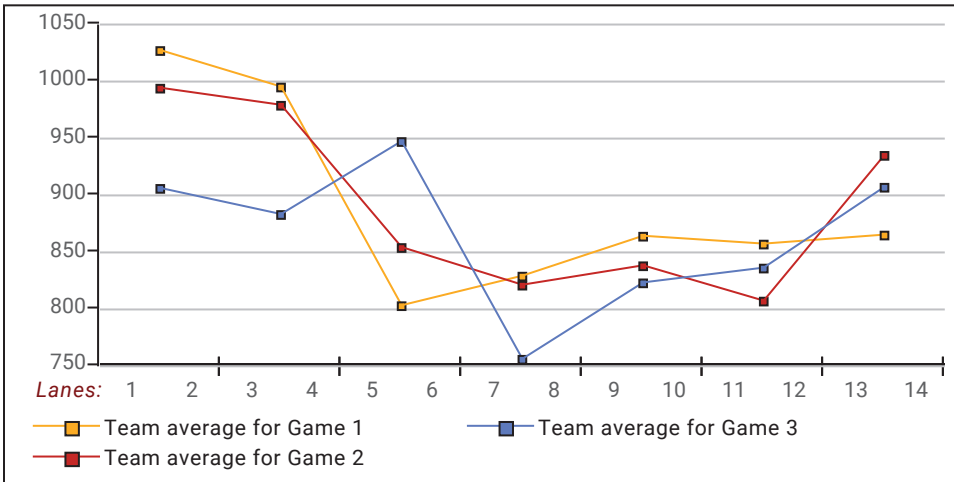
	Over All	Right	Left
How many people bowled	65	62	3
Number of games bowled	195	186	9
Actual average of week's scores	173.97	174.64	160.22
How many games above average	111	106	5
How many games below average	82	79	3
Pins above/below average per game	5.81	5.91	3.56
How many people raised average	40	38	2
by this amount	3.68	3.68	3.62
How many people went down	25	24	1
by this amount	-2.48	-2.47	-2.81
League average before bowling	168.60	169.15	157.23
League average after bowling	169.91	170.45	158.71
Change in league average	1.31	1.30	1.47
800s	--	--	--
775s	--	--	--
750s	--	--	--
725s	--	--	--
700s	2	2	--
675s	2	2	--
650s	1	1	--
625s	5	5	--
600s	3	3	--
575s	6	6	--
550s	8	7	1
525s	6	6	--
500s	6	5	1
475s	6	6	--
450s	4	4	--
425s	2	2	--
400s	6	6	--
below 400	8	7	1
300s	--	--	--
275s	1	1	--
250s	5	5	--
225s	15	15	--
200s	29	28	1
175s	43	39	4
150s	48	48	--
125s	34	32	2
100s	18	16	2
below 100	2	2	--

This report is for scores bowled October 14 which is Week 6 of 32

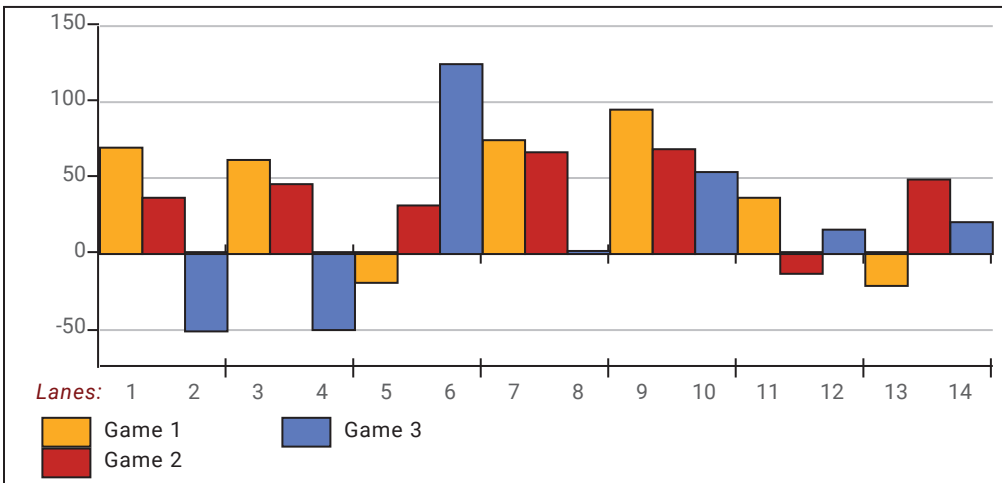
Team Average vs Avg of Scores



Average of Scores for Each Game

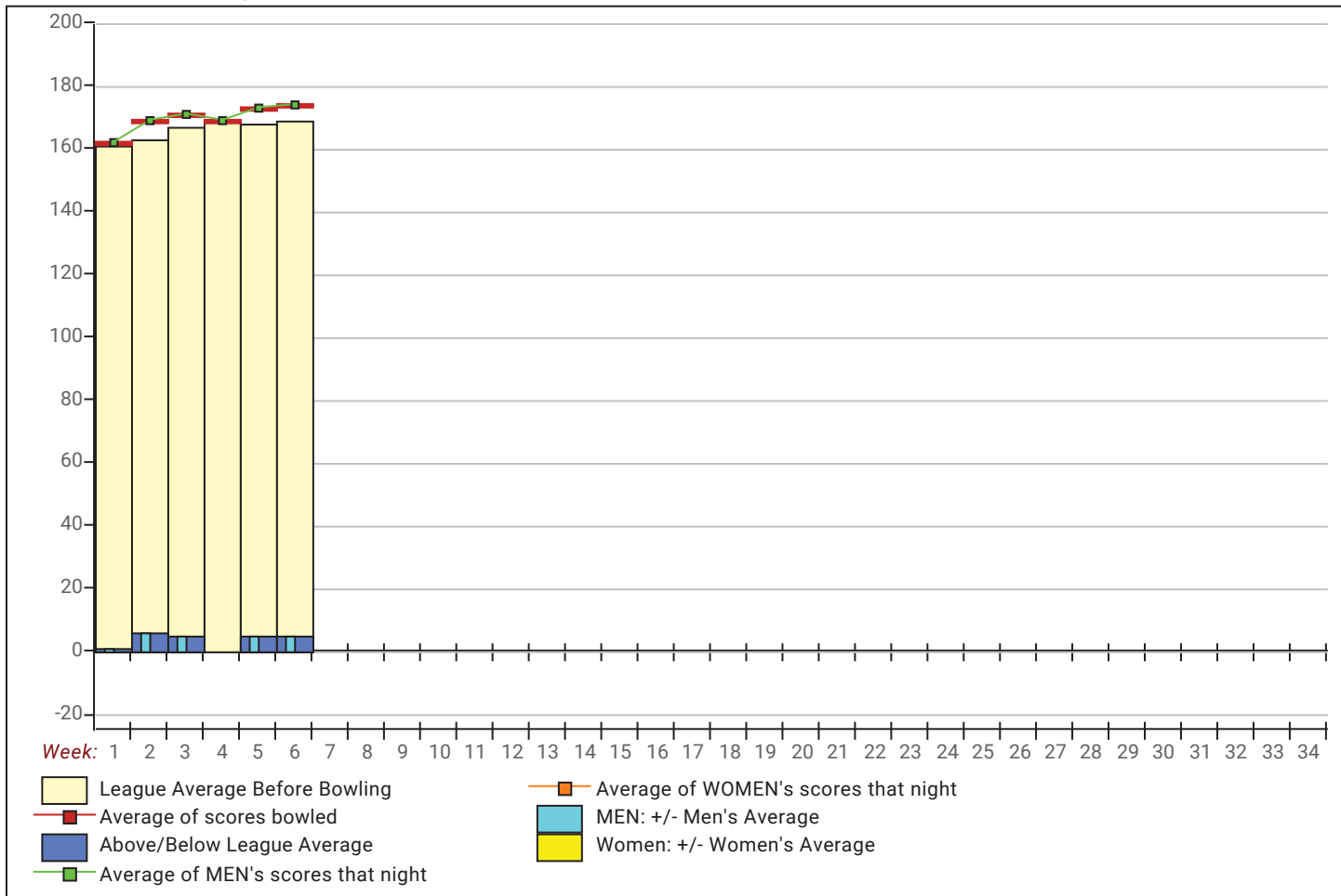


Amount Over/Under Team Average



This report is for scores bowled October 14 which is Week 6 of 32

League Average Week-by-Week



League Average Statistics for Last Week

	League	Right Hand	Left Hand
League Average Before Bowling	168.60	169.15	157.23
Average of scores bowled that night	173.97	174.64	160.22
New League Average After Bowling	169.91	170.45	158.71
Change in League Average	1.31	1.30	1.47
People Who Bowled Over Average	40	38	2
People Who Bowled Under Average	25	24	1
Average Amount of Series Over Avg	52.45	53.08	40.50
Average Amount of Series Under Avg	-38.64	-38.21	-49.00
Difference Avg, NiteAvg	5.81	5.91	3.56
Number of Bowlers	65	62	3
Number of Games Bowled	195	186	9
People Who Raised Their Average	40	38	2
Raised By an Average of This Amount	3.68	3.68	3.62
People Who Lowered Their Average	25	24	1
Lowered By an Average of This Amou	-2.48	-2.47	-2.81
Number of Games Bowled Over Avera	111	106	5
Number of Games Bowled Under Avera	82	79	3

Note: Averages are based only on people who bowled.

Press Release -- 10/16/2024

10/14/2024 Week 6 of 32

Classic 2024-25

Monday 6:30 pm

Big Apple Fun Center

Lanes 1 - 14

Team Standings

Place	Team Name	Avg p/gm	Points Won	Points Lost	Year-To-Date WON	Y-T-D LOST
1	Wii Bowling World Champs	827	173½	66½	173½	66½
2	Kirkland Siding	800	152	88	152	88
3	Little Mexico Restaurant	789	143	97	143	97
4	Sorensen Group	962	134½	105½	134½	105½
5	Kennedy Arborcare	823	128	112	128	112
6	Cornhusker Ag/Rising Ag	865	108	132	108	132
7	West	867	107	133	107	133
8	AB Service & Repair	888	106	134	106	134
9	Peerless Machine	677	105	135	105	135
10	Common Cents Bookkeeping	915	105	135	105	135
11	Jack Lederman Co.	872	98½	141½	98½	141½
12	Auto Central	747	93	147	93	147
13	Super Cool Unnamed Team	965	91½	148½	91½	148½
14	Draw Team	925	135	105	135	105

*** Although not shown, standings are determined by points only for the current split

Last Week's Top Scores

Scratch Game		Scratch Series		Handicap Game		Handicap Series	
280	Jason Feddersen	702	Jason Feddersen	293	Tom Richmond	763	Cody Bristow
269	Tom Richmond	701	Ryan Walton	291	Justin Hodges	761	Ryan Walton
258	Jarod Zikmund	692	Justin Swanek	285	Cody Bristow	750	Javan Clement
255	Justin Swanek	675	Anthony Eigenberg	282	Eric Zikmund	743	Bobby Turner Jr
255	Eric Zikmund	659	Eric Zikmund	280	Bobby Turner Jr	740	Eric Zikmund
253	Ryan Walton	646	Jeremy Dalland	280	Jason Feddersen	739	Masato Sugita
248	Anthony Eigenberg	644	Jarod Zikmund	278	Javan Clement	734	Andrew Kennedy
246	Justin Hodges	642	Jared Samuelson	275	John Krotz	730	Scott Bauer
245	Jared Samuelson	628	Scott Bauer	273	Ryan Walton	727	Bob Cherry
242	Jeremy Dalland	628	Tom Richmond	267	Tyler Mizner	726	Lane Riffey
				267	Brandon Conyers	726	Anthony Eigenberg
				267	Trevor Hibberd		

Local and Bowling Center Awards

Name	USBC ID Number	Award Average	Award Games	G1	G2	G3	Series	Award Score	Award Received
Cody D. Bristow	8966-6347 USBC	164	87	146	176	207	529	207	200 Game (Local Assoc. Awards)
	8966-6347 USBC	137		146	176	207	529	207	Clean Game (199 Average or Les (Local Ass
Anthony C. Eigenberg	16-136521 USBC	177	84	215	212	248	675	675	140 Pins Over Average (Local Assoc. Awards
	16-136521 USBC	177	84	215	212	248	675	248	225 Game (Local Assoc. Awards)
Jason S. Feddersen	11-389086 USBC	227	12	200	222	280	702	702	700 Series (Local Assoc. Awards)
	11-389086 USBC	227	12	200	222	280	702	280	275 Game (Local Assoc. Awards)
	11-389086 USBC	203	75	200	222	280	702	280	75 Pins Over Average (Local Assoc. Awards)
Gary D. Hatcher	1494-256 USBC	174		163	194	160	517	194	Clean Game (199 Average or Les (Local Ass
Trevor D. Hibberd	9726-4241 USBC	162	84	175	225	150	550	225	225 Game (Local Assoc. Awards)
Justin M. Hodges	11-718687 USBC	168	69	246	169	175	590	246	75 Pins Over Average (Local Assoc. Awards)
	11-718687 USBC	168	69	246	169	175	590	246	225 Game (Local Assoc. Awards)
Andrew J. Kennedy	9726-4222 USBC	140	71	174	175	145	494	175	175 Game (Local Assoc. Awards)
Bill Kirkland	1494-1989 USBC	150	33	127	171	203	501	203	200 Game (Local Assoc. Awards)
John L. Krotz	1494-2625 USBC	176	77	236	186	149	571	236	225 Game (Local Assoc. Awards)
Tyler L. Mizner	11-588272 USBC	186	75	195	233	159	587	233	225 Game (Local Assoc. Awards)
Tom Richmond	1494-1207 USBC	193	84	269	164	195	628	269	75 Pins Over Average (Local Assoc. Awards)
	1494-1207 USBC	193	84	269	164	195	628	269	250 Game (Local Assoc. Awards)

Press Release -- 10/16/2024

Classic 2024-25

Name	USBC ID Number	Award Average	Award Games	G1	G2	G3	Series	Award Score	Award Received
Ivan D. Stones	1494-6 USBC	159	90	212	166	156	534	212	200 Game (Local Assoc. Awards)
Masato M. Sugita	9726-4328 USBC	156	90	214	227	181	622	622	600 Series (Local Assoc. Awards)
	9726-4328 USBC	156	90	214	227	181	622	622	140 Pins Over Average (Local Assoc. Awards)
	9726-4328 USBC	156	90	214	227	181	622	214	200 Game (Local Assoc. Awards)
	9726-4328 USBC	156	90	214	227	181	622	227	225 Game (Local Assoc. Awards)
Justin R. Swanek	1489-1082 USBC	204	75	255	233	204	692	255	250 Game (Local Assoc. Awards)
Ryan E. Walton	8194-541 USBC	195	15	253	236	212	701	701	700 Series (Local Assoc. Awards)
	8194-541 USBC	198	66	253	236	212	701	253	250 Game (Local Assoc. Awards)
Eric R. Zikmund	1494-2816 USBC	188	21	219	185	255	659	255	250 Game (Local Assoc. Awards)
Jarod D. Zikmund	6201-122 USBC	201	81	137	258	249	644	258	250 Game (Local Assoc. Awards)